



# Media Guide



Dec. 31, 2025



# BOWL MEDIA GUIDE



## Las Vegas Bowl Committee

### Executive Director:

John Saccenti

### President:

Rob Dondero

Francisco Aguilar	Adam Feldman	Melissa Meacham-
DJ Allen	Cliff Findlay	Grossman
Branan Allison	Justin Findlay	Joe Micatrotto Jr.
Tanja Anguay-Bren-	Robby Findlay	Lisa Motley
nan	Michael Goldsmith	Joe Murphy
Marc Badain	John Guedry	Brent Musburger
Danielle Bisterfeldt	Erick Harper	Rob Novotny
Tony Bonnici	Tim Herbst	Tim O'Reilly
Chad Brown	Kevin Horton	Tony Renaud
H. Fletch Brunelle	David Jaramillo	Daniel Rush
Kevin Camper	Steve Keith	Andrew Simon
Michael Catalano	Brian Kunec	George Smith
Jim Chaisson	Jesse Leeds	Kristi Staab
Jason Cheney	Jim Livengood	Steve Stallworth
John Dalrymple	Don Logan	Jeff Victor
Alex De Castroverde	Jennifer Logan	Thomas Wagner
Brandon Doll	Napoleon McCallum	Melissa Warren
Rob Dondero	Kerry McGonigal	Bryan Yost
Julian Dugas	Aldo Madrigano	

## TABLE OF CONTENTS

Las Vegas Bowl Committee	1
Las Vegas Bowl Quick Facts	1
Las Vegas Bowl Game Notes	2-4
Las Vegas Bowl Timeline	5
Las Vegas Bowl Contacts	6
Broadcast Information	7
Bowl Week Schedule of Events	8
Virgin Hotels Las Vegas Map	9
Gameday Timeline	10
Media Guidelines	11
Media Information	12-13
Media Parking Map	14
Stadium Layout & Press Box Booth Assignments	15
Nebraska Head Coach Matt Rhule	16
Nebraska Rosters & Coaching Staff	17-18
Utah Coaching Staff	19
Utah Rosters & Coaching Staff	20-21
Pronunciation Guide	22
Allegiant Stadium	23
Las Vegas Bowl Hall of Fame	24-25
<b>LAS VEGAS BOWL RECORD BOOK</b>	
All-Time Results/Title Sponsors/MVPs	26-27
Individual Records	28-30
Team Records	31-33
The Last Time ...	34
Game Recaps	35-66



## SRS DISTRIBUTION LAS VEGAS BOWL

**John Saccenti**, Executive Director (ESPN Events)  
**Melissa Meacham-Grossman**, President of Position Sports  
**Chris Pugh**, Game Manager/Stadium Ops (Position Sports)  
**Drew Neverett**, Utah Team Operations (Position Sports)  
**Ryan Orlando**, Nebraska Team Operations (Position Sports)  
**Jeff Motley**, Chief Media Officer (Position Sports)  
**Alex Carlson**, Social Media Manager (Position Sports)  
**Julie Samuelson**, Ticketing (Position Sports)  
**Rachel Porter**, Band & Cheer (Position Sports)  
**Chris Bonnell**, Special Events Manager (Position Sports)  
**Ashley Orozco**, Luncheon Event Manager (Position Sports)  
**Jake Grossman**, Run of Show (Position Sports)  
**Erin Dudzinski**, Sponsorships (Position Sports)  
**Paulette Rutledge**, Finance (ESPN Events)

## @LasVegasBowl | #LVBowl

## BOWL QUICK FACTS

<b>Date:</b>	Wednesday, December 31, 2025
<b>Kickoff:</b>	12:32 pm PST
<b>Matchup:</b>	Nebraska (Big Ten - Away Team)
	Utah (Big 12 - Home Team)
<b>Television:</b>	ESPN
<b>Radio:</b>	Coca-Cola Bowl Season Radio
<b>Location:</b>	Las Vegas
	(Pop. 2 million/Elevation 2,100 feet)
<b>Facility:</b>	Allegiant Stadium (Opened 2020)
<b>Capacity:</b>	60,000 for bowl game
<b>Surface:</b>	Artificial
<b>Last Year's Result:</b>	USC 35, Texas A&M 31 (2024)
<b>First Result:</b>	Bowling Green 35, Nevada 34 (1992)
<b>Official Website:</b>	www.lv Bowl.com
<b>Media Relations Mgr.:</b>	Mark Wallington (702) 528-6291
<b>Position Sports:</b>	Jeff Motley (702) 210-4158
<b>Chief Media Officer</b>	
<b>Asst. Media Relations Mgr:</b>	Jeff Seals (702) 683-8050
<b>Asst. Media Relations Mgr:</b>	Sarah Micinski (509) 499-4656
<b>Media Hotel:</b>	Virgin Hotels LV (702) 693-5000
<b>Credential Pickup:</b>	
Virgin Hotels Las Vegas	Room 30104 Opal Tower Ground Floor
<b>Tues., Dec. 30 – At Kickoff Media Conference &amp; 3:00-9:00 pm PT</b>	
<b>Wed. Dec. 27 – At Allegiant Stadium Will-Call: 8:30 am-1:00 pm PT</b>	



# BOWL GAME NOTES

## The Teams

Las Vegas Bowl XXXIV will see the **University of Utah (10-2 Overall/7-2 3rd Big 12)** and **University of Nebraska (7-5/4-5 T10th/Big Ten)** meet each other on the football field for the fifth time in history on December 31 at Allegiant Stadium.

## The Matchup

The first-ever postseason game between the Utes and Cornhuskers is on tap as the programs most recently faced each other 33 years ago. Nebraska will play in the Silver State for the first time ever while Utah will appear in the city for the 17th time. The Utes are in their seventh Las Vegas Bowl, which breaks a tie with BYU for the most all-time. Utah is 4-2 in this game and the four victories are tied with Boise State (4-1) for the most ever in this event. Utah's most-recent Las Vegas Bowl was 14-7 loss to another Big Ten opponent, Northwestern, in 2023. The previous four meetings between Utah and Nebraska all came in Lincoln (1968, 1980, 1989, 1992) with Cornhuskers winning each time.



## Game, Date & Time

Kickoff is scheduled to take place at 12:32 pm PT on Wednesday, December 31. The date is the latest in Las Vegas Bowl history. This is the fifth Las Vegas Bowl played on a Wednesday but first since 2010. Las Vegas Bowl XXXIV will just be the third edition that takes place post-Christmas and the first on New Year's Eve.

## 34th Year

The Las Vegas Bowl turns 34 in 2025 with its 33rd matchup (there was no game played in 2020) and is currently the 16th-oldest bowl in existence. There are 31 defunct bowls that did not last as long as 20 years, just one that did last at least that long and there are 25 current bowls that are younger than the SRS Distribution Las Vegas Bowl.

## Home Team

Utah (TV Sideline and Locker Room) serves as the home team while Nebraska (Press Box Sideline and Locker Room) will be the designated away team.

## The League

While it would technically count as a victory for the Pac-12 alignment, the Utes can become the first team to win the Las Vegas Bowl as members of three different conferences. The Utes (MW in 1999 and 2001 and Pac-12 in 2014 and 2015) are currently joined by two teams in winning the Las Vegas Bowl from two different leagues: Boise State (WAC in 2010 and Mountain West in 2011, 2012, 2017) and USC (Pac-12 in 2013 and Big Ten in 2024).

## Tickets

Public tickets to this year's game started at \$70 before fees.

## Economic Impact

How important is having a highly attended college football game to the Southern Nevada area? In research courtesy of the Las Vegas Convention and Visitors Authority, during its first quarter-century-plus of existence, the bowl attracted more than 527,000 out-of-town visitors and pumped more than \$340 million into the local economy.

## Welcome To The Huskers

This marks the fifth straight Las Vegas Bowl to feature a first-time team as part of the matchup. Wisconsin made its debut in 2021 while Florida was a first-timer one year later. In 2023, Northwestern became the first team from the state of Illinois to play in the Las Vegas Bowl. Last year, Texas A&M made its Las Vegas debut and was just the second team in the game from the Lone Star State. Nebraska, of course, will be the first team here from the Beef State.

## Good To See You Again, Utes

Utah will make its record seventh appearance in the Las Vegas Bowl over four different decades. Former head coach Ron McBride brought his Utes here 1999 and 2001 (winning both times) and Kyle Whittingham coached in this event in 2010 (loss), 2014 (win), 2015 (win) and 2023 (loss), going 2-2. Now former Ute standout Morgan Scalley, who played in the 2001 Las Vegas Bowl and coached in four others, will get his turn as head coach. Utah, of course, has also enjoyed success in Las Vegas aside from bowl games, having compiled a 6-2 record playing at hometown UNLV at Sam Boyd Stadium from 1979-2009 and then going 2-0 in Pac-12 Championship games, downing Oregon in 2021 and USC in 2022 at Allegiant Stadium. Overall, the Salt Lake City school brings a 12-4 mark (.750) in games played in Clark County.

## Conference Tie-Ins

The Las Vegas Bowl has the No. 2 selection (after the College Football Playoff selection) from the Pac-12 and shares that position with the Holiday Bowl. The Pac-12 Conference has been contracted to send a team to the Las Vegas Bowl since 2002 (after first sending a team in 2001) and that tie-in continued as current or former members now in other leagues remained eligible for the matchup. In the last two decades, the only times that a Pac-12 (or in this case a former Pac-12) team has not played in the bowl came in 2010 and 2016 when the league did not qualify enough teams and an at-large selection was used. The game's current, unique, three-conference agreement resulted in Wisconsin becoming the first Big Ten team to take a spot in the Las Vegas Bowl in 2021, Florida representing the SEC in 2022, Northwestern coming in from the Big Ten in 2023 and Texas A&M repping the SEC last year.



## Television

For the fourth time in five years ESPN will serve as home to the Las Vegas Bowl. Veteran play-by-play announcer **Dave Flemming** and analyst **Brock Osweiler** will return for a second consecutive year to call the game. Osweiler is the only person to be in the booth after having earlier played in the event. Osweiler led Arizona State in the 2011 Las Vegas Bowl and despite the Sun Devils falling 56-24 to **Kellen Moore's** Boise State Broncos, he completed 30-of-47 attempts for 395 yards and two touchdowns. The crew's field reporter will be **Dawn Davenport**, who also worked the 2021 Las Vegas Bowl.



## Radio

The game will be available nationwide on Coca-Cola Bowl Season Radio. **Paul Loefler** will handle play-by-play while **Marshall Newhouse** will serve as analyst and **Tim Murray** will be on the sidelines.



## Title Sponsor: SRS Distribution

Organizers announced in 2021 that SRS Distribution signed on as the bowl's new title sponsor for at least five years. Founded in 2008 and headquartered in McKinney, Texas, SRS Distribution has grown to become one of the fastest-growing building products distributors in the United States. Since the Company's inception, it has established a differentiated growth strategy and entrepreneurial culture that is focused on serving customers, partnering with suppliers, and attracting the industry's best talent. SRS Distribution, a wholly owned subsidiary of The Home Depot, currently operates under a family of distinct local brands encompassing more than 760 locations 760 locations across 47 states. For more information, visit [www.srsdistribution.com](http://www.srsdistribution.com).





# BOWL GAME NOTES

## ESPN Events

The Las Vegas Bowl became the first FBS postseason bowl game owned and operated by ESPN Events (formerly known as ESPN Regional Television) back in 2001. ESPN Events, a division of ESPN, owns and operates a portfolio of collegiate sporting events nationwide. In the 2025-26 academic year, the 35-event schedule includes three early-season college football kickoff games, 17 college bowl games, 10 college basketball events, two college volleyball events, the premiere regular season college softball and gymnastics events, as well as the Band of the Year National Championship. Collectively, these events account for over 400 hours of live programming on ESPN platforms, reaching 60 million viewers and attracting more than 650,000 annual attendees. Each year, the portfolio of events features more than 20 Division I conferences and hosts over 4,000 participating student-athletes. With satellite offices in more than 10 cities across the country, ESPN Events builds relationships with conferences, schools and local communities, as well as providing unique experiences for teams and fans.

## Game Site

Opened in 2020, the \$2 billion Allegiant Stadium (capacity 60,000 for this game) will serve as the host venue for the SRS Distribution Las Vegas Bowl for the fifth time because the 2020 game was not played during the pandemic. Also the home of the Raiders, Allegiant is one of 13 bowl games played in a current NFL stadium. The inaugural Vegas Kickoff Classic between Arizona and BYU was played here in 2021 and the second version of that event was staged Sept. 1, 2024, when USC downed LSU 27-20 before a stadium-record crowd of 63,969 fans. In addition, the Pac-12 Championship game was played at Allegiant each December from 2021-23. Located adjacent to the world-famous Las Vegas Strip, Allegiant Stadium is an award-winning global events state-of-the-art, multipurpose venue with a capacity of 65,000. Allegiant Stadium has hosted world-class music artists such as Garth Brooks, The Rolling Stones, Guns N' Roses, Taylor Swift and BTS with more legendary concerts to come. The fully enclosed stadium is also home to the UNLV Rebels football team and has hosted premier sporting events such as the CONCACAF Gold Cup Final and WWE SummerSlam. The venue hosted NFL Pro Bowls in both 2022 and 2023, and Super Bowl LVIII in February of 2024 – the first in Las Vegas history and hosted WrestleMania 41 in 2025. Allegiant Stadium is committed to giving back to the community through numerous diversity, inclusion, and community outreach initiatives. In addition, Allegiant Stadium is proud to be both LEED Gold certified and powered by 100% Nevada-sourced renewable energy and is dedicated to implementing sustainable practices and programs. The first 28 games of the Las Vegas Bowl were staged at now-closed Sam Boyd Stadium, which was shuttered as the bowl and UNLV football both moved to Allegiant after 2019. In its previous location, eight of the stadium's 10 biggest crowds for college football came during Las Vegas Bowls, including a then-state-record crowd of 44,615 to see BYU defeat Oregon in 2006.



## Officials

Assigned by the NCAA, this year's SRS Distribution Las Vegas Bowl will feature a crew from the SEC:

**Referee**  
**Center Judge**  
**Umpire**  
**Head Line Judge**  
**Line Judge**  
**Side Judge**  
**Field Judge**  
**Back Judge**  
**Alternate Official**  
**Replay Official**  
**Replay Communicator**



Jason Autrey  
 Andy Faust  
 Rodney Lawary  
 Christopher Hess  
 Michael Taylor  
 Ryan Flynn  
 Jay Brown  
 Paul Schardein  
 Stan Weihe  
 Brian Brown  
 Marc Gervais

## Pregame

The Star Spangled Banner will be performed by country music singer/songwriter **Sierra Black**.

## Trophies Awarded

The **Rossi T. Ralenkotter Las Vegas Bowl Championship Trophy** will be awarded to the winning team's head coach on the field in a ceremony following the game. The **Rich Abajian Most Valuable Player Trophy** will also be awarded to the selected player on a stage located on the field near the north end zone.



## Rankings

The SRS Distribution Las Vegas Bowl has featured at least one ranked team from the three major polls in 15 of the last 19 outings. No. 15 Utah rose as high as No. 12 in the Week 16 CFP rankings while Nebraska did hit the AP rankings at No. 25 in Week Eight.

## RANKED TEAMS IN THE LAS VEGAS BOWL

YEAR	TEAM	AP	COACHES	CFP/BCS
2025	Utah	15	15	15
2022	Oregon State	17	16	14
2019	Boise State	18	18	19
2018	Fresno State	19	21	21
2017	Boise State	25	25	25
2015	Utah	20	20	22
2014	Utah	23	25	22
2013	Fresno State	21	20	20
2013	USC	RV	RV	25
2012	Boise State	20	15	19
2011	Boise State	8	6	7
2010	Boise State	10	10	10
2010	Utah	20	19	19
2009	BYU	15	14	14
2009	Oregon State	16	20	18
2008	BYU	16	17	16
2007	BYU	17	17	17
2006	BYU	19	20	20
1997	Air Force	21	23	N/A
1995	Toledo	25	RV	N/A



# BOWL GAME NOTES

## All-Time Wins By Conference

LEAGUE	REC	PCT	MOST RECENT GAME
Mountain West	12-8	.600	(2019)
Pac-12	11-11	.500	(2024)
Big West	3-2	.600	(1996)
Big Ten	2-0	1.000	(2023)
MAC	2-3	.400	(1996)
ACC	1-0	1.000	(1998)
WAC	1-3	.250	(2010)
American	0-1	.000	(2016)
Independent (BYU)	0-1	.000	(2015)
SEC	0-3	.000	(2024)



## Nebraska In Bowl Games

Nebraska, which set an NCAA record by playing in the postseason for 35 consecutive seasons (1969 to 2003) comes into this game with a 27-27 mark. Before Las Vegas, the Huskers appeared in 18 different bowl games in school history, including 29 appearances in what were previously considered BCS bowl games (Fiesta, Sugar, Rose, Orange). Nebraska has played in 13 bowl games where either the Huskers or their opponent were crowned national champions. Head Coach **Matt Rhule** brings in a 2-2 mark in bowl games, compiled at Temple, Baylor and Nebraska.

## Utah In Bowl Games

Utah comes in 17-9 all-time in bowl games and with a victory would become the first program to win five Las Vegas Bowls. The Utes currently have four wins here, which ties Boise State (4-0) for most all-time. Utah's seventh Las Vegas Bowl appearance is also the most among the 32 schools who have sent a team to play here.

## All-Time Las Vegas Bowl Announcers

YEAR	TV	TALENT
1992	ESPN	Ron Franklin, Mike Gottfried, Sharlene Hawkes
1993	ESPN	Ron Franklin, Mike Gottfried, Sharlene Hawkes
1994	ESPN	Dr. Jerry Punch, Mike Gottfried, Adrian Karsten
1995	ESPN	Ron Franklin, Mike Gottfried, Dr. Jerry Punch
1996	ESPN	Ron Franklin, Mike Gottfried, Dr. Jerry Punch
1997	ESPN	Ron Franklin, Mike Gottfried, Adrian Karsten
1998	ESPN2	Ron Franklin, Mike Gottfried, Adrian Karsten
1999	ESPN2	Dave Barnett, Bill Curry, Dave Ryan
2000	ESPN2	Steve Levy, Todd Christensen, Heather Cox
2001	ABC	Brent Musburger, Gary Danielson, Jack Arute
2002	ESPN	Mark Jones, Bob Davie, Mike Gottfried, Holly Rowe
2003	ESPN	Sean McDonough, Craig James, Rod Gilmore
2004	ESPN	Ron Franklin, Mike Gottfried, Erin Andrews
2005	ESPN	Sean McDonough, Mike Gottfried, Alex Flanagan
2006	ESPN	Brent Musburger, Bob Davie, Lisa Salters
2007	ESPN	Brad Nessler, Bob Griese, Paul Maguire, Bonnie Bernstein
2008	ESPN	Mike Patrick, Todd Blackledge, Holly Rowe
2009	ESPN	Rece Davis, Lou Holtz, Mark May, Quint Kessenich
2010	ESPN	Brent Musburger, Kirk Herbstreit, Tom Rinaldi
2011	ESPN	Chris Fowler, Kirk Herbstreit, Tom Rinaldi
2012	ESPN	Brent Musburger, Kirk Herbstreit, Tom Rinaldi
2013	ABC	Rece Davis, Jesse Palmer, David Pollack, Samantha Ponder
2014	ABC	Brent Musburger, Jesse Palmer, Maria Taylor
2015	ABC	Brent Musburger, Jesse Palmer, Maria Taylor
2016	ABC	Brent Musburger, Jesse Palmer, Kaylee Hartung
2017	ABC	Rece Davis, Kirk Herbstreit, Molly McGrath
2018	ABC	Rece Davis, Kirk Herbstreit, Tom Rinaldi
2019	ABC	Bob Wischusen, Kirk Herbstreit, Molly McGrath
2020		GAME NOT PLAYED
2021	ESPN	Beth Mowins, Kirk Morrison, Dawn Davenport
2022	ESPN	Dave Pasch, Kirk Herbstreit, Pat McAfee, Laura Rutledge
2023	ABC	Sean McDonough, Greg McElroy, Stormy Buonanony
2024	ESPN	Dave Flemming, Brock Osweiler, Stormy Buonanony
2025	ESPN	Dave Flemming, Brock Osweiler, Dawn Davenport

## Las Vegas Bowl Firsts

The Las Vegas Bowl has been home to some college football firsts. In 1995, Toledo and Nevada played in what was the first-ever overtime game on the Division I FBS level. The existing overtime rules were put into effect only for bowl games that season and the Rockets and Wolf Pack were the only teams that needed the extra time in the postseason. OT became standard for all college football games the very next season. In 2002, **Katie Hnida** of New Mexico became the first woman to play in a FBS-level game when she entered in the first quarter to attempt an extra point. The attempt, which was low, was blocked by UCLA during the Bruins' 27-13 victory. Also, 2011's game featured three scoring plays 98 yards or longer and was believed to be the first bowl game in history that included a kickoff return for a touchdown to start each half (Boise State's **Doug Martin** opened the game with a 100-yard kickoff return while Arizona State's **Rashad Ross** began the second half with a 98-yard KOR for a TD). The 2016 game saw San Diego State's **Donnel Pumphrey** become the rushing king of college football when he passed **Ron Dayne's** to finish with a career mark of 6,405 yards.



## Team Gifts

Players and Coaches from both sides will receive the following gifts from the SRS Distribution Las Vegas Bowl:

- All-white Air Jordan 1 Low shoes, fully customizable at team hotels with paint, fabrics, Vegas-themed heat-sealed decals and laces
- Private-label sneaker bag
- Patched custom-hat experience
- Luxurious team-branded full-sized Las Vegas Bowl robe
- Blenders sunglasses
- SRS Distribution blanket



## BOWL TIMELINE

- **DEC. 30, 2021** – The LV Bowl is played post-Christmas for the first time as the first Big Ten team to appear, Wisconsin, outlasts Arizona State in the game's new home at Allegiant Stadium.
- **NOV. 23, 2021** – The Las Vegas Bowl announces its third Hall of Fame Class: Kellen Moore (Player), Chris Petersen (Coach) and ESPN executive Pete Derzis (Contributor).
- **APRIL 2021** – SRS Distributors is announced as the bowl's new title sponsor through at least the 2025 game.
- **JUNE 2019** – Organizers announce the game will move to the new, \$2 billion Allegiant Stadium in 2020 and feature a new matchup featuring the Pac-12 Conference against alternating selections from the SEC (2020, '22', '24) & Big Ten (2021, '23, '25).
- **JULY 2018** – World-renowned brand Mitsubishi Motors signs on as the bowl's title sponsor for 2018 and 2019.
- **DEC. 16, 2017** – Boise State becomes the first school to win four Las Vegas Bowls with a 38-28 thumping of Oregon. The Broncos improve to 4-0 all-time at the event.
- **DEC. 17, 2016** – The Las Vegas Bowl celebrates its 25th year by pitting its first team from the state of Texas (at-large Houston) against San Diego State. With the nation following along, Aztec running back and Las Vegas native Donnel Pumphrey waits until the fourth quarter to pass Wisconsin's Ron Dayne to become the NCAA's all-time rushing king.
- **SEPT. 29, 2016** – The Las Vegas Bowl announces its second Hall of Fame Class: Marshawn Lynch (Player), legendary announcer Brent Musburger (Contributor) and Rob Dondero (Founding Father).
- **DEC. 19, 2015** – The famed Holy War between BYU & No. 22 Utah comes to Las Vegas as the bitter in-state rivals face each other in the postseason for the first time and quickly draws a sold-out crowd of 42,213 fans. It marks the 10th straight season of at least one ranked team.
- **JUNE 2014** – John Saccenti is named the new Executive Director of the Royal Purple Las Vegas Bowl.
- **SUMMER 2013** – The RPLVB announces extensions with both the Pac-12 and Mountain West conferences through the 2019 season.
- **SEPT. 25, 2013** – ERT welcomes new title sponsor Royal Purple, a synthetic oil & lubricant company, and the game is rebranded.
- **DEC. 22, 2012** – The bowl is played during the day for the first time in a decade. Taking on first-time visitor Washington, No. 20/15 Boise State becomes the first team to go 3-0 in Las Vegas and draws the second-highest-rated telecast in a decade and third-highest in LV Bowl history.
- **OCT. 5, 2012** – Las Vegas businessman Dan Hanneke is named the new Executive Director of MAACO Bowl Las Vegas.
- **DEC. 22, 2011** – No. 8/6 Boise State, the highest-ranked opponent in the bowl's history, routs first-time visitor Arizona State 56-24 in what is the final collegiate game of NCAA FBS QB all-time wins leader Kellen Moore. The game features three scores of 98 yards or longer as each half opens with a kickoff return for a TD and the Broncos add a 100-yard interception return.
- **SEPT. 20, 2011** – The bowl announces its inaugural class for the Las Vegas Bowl Hall of Fame to help commemorate reaching the 20-year milestone. The group is made up of NFL star and former Oregon State RB Steven Jackson, CFL record-holder and former Utah State QB Anthony Calvillo, former NFL and UNLV coach John Robinson, and LVCVA president and one of the game's founding fathers, Rossi Ralenkotter.
- **DEC. 22, 2010** – Heisman Trophy Finalist QB Kellen Moore leads Boise State to a 26-3 win over No. 19 Utah before the second-biggest crowd in the event's history (41,923). The No. 10 Broncos, who were an at-large pick, become the highest-ranked team to ever play in the game. The nation tunes into the highly touted matchup and the game becomes the highest-rated ESPN Regional TV bowl telecast in history.
- **DEC. 6, 2009** – The first-ever matchup between two ranked teams is announced as No. 15/14 BYU is selected to take on No. 16/20 Oregon State. The Cougars also break their own record as the event's highest-ranked team.
- **APRIL 14, 2009** – Collision repair and auto painting company MAACO Inc. signs on as the bowl's new title sponsor. Thus, the game is rebranded the MAACO Bowl Las Vegas.
- **DEC. 6, 2008** – Arizona becomes the sixth Pac-10 team to participate when it upsets No. 16/17 BYU 31-21 before the game's fourth consecutive sellout. The Cougars came in as the highest-ranked team in Las Vegas Bowl history.
- **OCT. 17, 2007** – The newly named Pioneer Las Vegas Bowl sees its allotment of public tickets gone nearly a month earlier than the previous record set in 2006 to mark a third-straight sellout.
- **DEC. 21, 2006** – No. 19 BYU, the first MW champion to play in the game, rolls past Oregon 38-8 before the largest crowd to ever witness a team sporting event in the state of Nevada – 44,615 – thanks to 4,100 temporary bleacher end-zone seats.
- **DEC. 22, 2005** – Cal defeats BYU 35-28 before a sold-out, then-bowl-record crowd of 40,053, which was the fourth-largest attendance figure in Sam Boyd Stadium history for a sporting event.
- **AUG. 11, 2004** – The bowl announces new sponsor Pioneer PureVision in time for the 2004 game.
- **CHRISTMAS EVE 2003** – Game features a record-breaking performance by Oregon State running back Steven Jackson. In the Beavers' 55-14 victory over New Mexico, the Las Vegas native scores five touchdowns to tie the all-time single-game bowl record held by two other players.
- **CHRISTMAS DAY 2002** – New Mexico placekicker Katie Hnida attempts an extra point, which is blocked, and becomes the first woman to ever play in a Division I-A football game.
- **FEB. 2002** – The Sega Sports Las Vegas Bowl enters into a two-year agreement with the Pac-10 and extends its agreement with the Mountain West for an additional three years.
- **CHRISTMAS DAY 2001** – Played for the first time on Dec. 25, Utah shocks USC 10-6, which garners a TV rating of 4.7 and a 14 share on ABC. Paid attendance is a then-bowl-record 30,894.
- **MAY 2001** – ESPN Regional Television (ERT), a subsidiary of ESPN Inc., assumes the ownership and management of the Las Vegas Bowl.
- **DEC. 21, 2000** – Making its first appearance in the Las Vegas Bowl since 1994, UNLV records a 31-14 victory over Arkansas from the SEC.
- **DEC. 18, 1999** – EA Sports Las Vegas Bowl features the first bowl meeting between the WAC and the MW. Two conference co-champions battle with Utah holding off Fresno State 17-16 behind Ute RB Mike Anderson's 254 yards on 34 carries (sixth-best bowl rushing total at the time).
- **DEC. 20, 1997** – Las Vegas Bowl VI presented by Reno Air unveils a new format that matches a representative from the WAC against an at-large opponent. The game features an offensive explosion from Oregon, which puts up 583 yards of total offense vs. 21st-ranked Air Force.
- **DEC. 14, 1995** – No. 25 (AP) Toledo defeats Nevada, 40-37, in Las Vegas Bowl IV to cap an undefeated season. The Rockets post the first-ever OT victory in Division I-A history.
- **1992-96** – The first five years of the Las Vegas Bowl featured champions of the Mid-American and the Big West conferences. Aside from UNLV's 52-24 lopsided victory over Central Michigan in 1994, the average margin of victory is four points.
- **DEC. 18, 1992** – The Los Angeles Times calls the inaugural Las Vegas Bowl "the most exciting bowl game of the year" as Bowling Green holds on to record a dramatic 35-34 victory over Nevada.



## BOWL CONTACTS



**JOHN SACCENTI**  
Las Vegas Bowl  
Executive Director

OFFICE: (702) 732-3912

EMAIL: john.m.saccenti@espn.com

Now in his third decade as a member of the ever-expanding Las Vegas sports community, John Saccenti in 2014 was named by ESPN to serve as executive director of the Las Vegas Bowl, an ESPN Events owned and operated bowl game.

Saccenti (pronounced sah-SENT-ee) also serves as the executive director of the Vegas Kickoff Classic, an ESPN Events-owned early-season college football matchup that pits nationally known programs at Allegiant Stadium.

The veteran administrator is in his second year serving as chair of the executive board of Bowl Season (formerly Football Bowl Association), a group he was named a member of in 2021 after previously heading its public relations committee.

During his tenure at the Las Vegas Bowl, Saccenti helped usher in a partnership with three powerhouse leagues that span coast to coast as each December a team from the Pac-12 now takes on an opponent on a rotating basis from the storied SEC and Big Ten conferences. A member of the Las Vegas Stadium Authority's advisory group, he also oversaw the transition of the annual game from being played at Sam Boyd Stadium into its home at the state-of-the-art Allegiant Stadium.

Saccenti joined ESPN Events in 2001 and worked as an account executive on university projects at the University of Nevada, Las Vegas for four years in addition to the Las Vegas Bowl. He began his professional career in 1994 with the local minor league baseball team (AAA Las Vegas Stars) and hockey team (IHL Las Vegas Thunder). He worked in a variety of departments with the franchises, including public relations, sponsorships, marketing and operations, before finally serving as director of marketing. In 2000, he became marketing director for Vince McMahon's XFL Las Vegas Outlaws football franchise, which went on to lead the fledgling professional league in both single-game and season attendance.

He is a member of the board of directors of both the UNLV Football Foundation and currently serves as the chairman of the Southern Nevada Sports Hall of Fame. Honored in 2009 with the All American Football Foundation Bud Dudley Bowl Executive Award, Saccenti was a member of "Las Vegas' Top 40 Under 40" list published by Vegas Inc. magazine in 2012.

A native of Brooklyn, New York, Saccenti moved to Nevada in 1993 after graduating high school in Red Bank, New Jersey. He attended UNLV and earned his bachelor's degree in communications in 1998.



### Las Vegas Bowl Media Relations

**MARK WALLINGTON**, Media Relations Manager

CELL: (702) 528-6291

EMAIL: mark.wallington@unlv.edu

**JEFF MOTLEY**, Position Sports - Chief Media Officer

CELL: (702) 210-4158

EMAIL: jeff.motley@positionsports.com

**JEFFREY SEALS**, Asst. Media Relations Manager

CELL: (702) 683-8050

EMAIL: jeff.j.seals@gmail.com

**SARAH MICINSKI**, Asst. Media Relations Manager

CELL: (509) 499-4656

EMAIL: smicinski@themw.com

### Nebraska Communications

**KEITH MANN**, Senior Associate A.D.

CELL: (402) 540-0274

EMAIL: kmann@huskers.com

**SHAMUS McKNIGHT**, Assistant A.D.

CELL: (402) 540-0268

EMAIL: smcknight@huskers.com

### Utah Communications

**KEELER McJUNKIN**, Assistant A.D.

CELL: (540) 414-1800

EMAIL: kmcjunker@huntsman.utah.edu

**RYAN GALLANT**, Assoc. Dir. Communications

CELL: (801) 554-8545

EMAIL: rgallant@huntsman.utah.edu



**ALLEGiant STADIUM**

OFFICES: (800) Raiders



**VIRGIN HOTELS  
LAS VEGAS**

MAIN #: (800) 693-7625

MEDIA CENTER:  
Room 30104

(Opal Tower Ground Floor)



**MANDALAY BAY  
RESORT & CASINO**

MAIN #: (877) 632-7000



## BROADCAST INFORMATION



### DAVE FLEMMING

ESPN PLAY-BY-PLAY COMMENTATOR (2nd LVB)

Dave Flemming joined ESPN as a play-by-play commentator for college basketball in 2010. In addition, he has since become a regular voice on the network's baseball and football coverage. He currently calls Saturday college football coverage on ABC and ESPN with analyst Brock Osweiler and reporter Stormy Buonanotony.

Flemming's play-by-play duties for ESPN have grown to include baseball as well. He has called televised Major League Baseball games for the network since 2014, including Monday Night Baseball. Each year, he calls MLB playoff games on ESPN Radio. He has also been involved with Little League World Series coverage since 2013.

Flemming also lends his announcing talents to ESPN's live coverage of golf majors.

In addition to his ESPN responsibilities, Flemming serves as the on-air voice for the San Francisco Giants on KNBR-AM radio broadcasts and select games on television. During his time there he has received three Northern California Emmys for his play-by-play commentary. In 2008, Flemming was also named the best of the new generation of baseball announcers by the Sports Business Journal.

Flemming handled the radio play-by-play duties for Stanford football for six seasons and has served as a substitute announcer on Golden State Warriors radio broadcasts.

The Alexandria, Virginia, native, who resides in San Francisco, received bachelor's and master's degrees from Stanford, and a master's degree in broadcast journalism from Syracuse University.

### DAWN DAVENPORT

ESPN SIDELINE REPORTER (2nd LVB)



Dawn Davenport joined ESPN at the start of the 2013 college football season and currently serves as a sideline reporter for college football games on ESPN and ESPN2, as well as calling play-by-play for SEC Network volleyball.

In addition to her sideline duties, Davenport is Nashville's first full-time female sports radio personality on 104.5 The Zone. She previously worked as a morning show anchor for WKRN-ABC in Nashville, Tenn. for nearly 10 years. Prior to joining the three-hour morning news

show, Davenport was an award-winning weekend sports anchor and reporter for the station. Davenport started her career at WWAY-ABC Wilmington, N.C., and then at WRIC-ABC in Richmond, Va. She also worked events for the Colonial Athletic Association (CAA) and CSS Sports, Atlanta.

Born in Plano, Texas, Davenport was raised in Atlanta. An honors graduate from Auburn University in 2002, she earned a degree in mass communications/radio, television, film. Davenport was a three-year letterwinner and a two-time SEC Academic All-American member on the volleyball team.



### BROCK OSWEILER

ESPN GAME ANALYST (2nd LVB)

Former NFL quarterback and Arizona State standout Brock Osweiler joined ESPN in 2022 as a college football analyst. A seven-year NFL veteran, Osweiler played five seasons with the Denver Broncos and was part of their Super Bowl 50 championship team in 2015, in addition to stints with the Houston Texans and Miami Dolphins before retiring in 2019.

A second-round draft pick by the Broncos in 2012, Osweiler's collegiate career saw him rewrite the record books for the Sun Devils. A three-year letterwinner, Osweiler became the first quarterback in the history of the program to throw for more than 4,000 yards, finishing the season with 4,036 – still a program record. He set then-school single season records for completions (326 – still No. 1), attempts (516), completion percentage (63.2%) and threw for 26 touchdowns as a junior, still in the top 10 all-time at ASU.

A Kalispell, Montana, native, Osweiler now resides in Scottsdale, Arizona, with his wife and two daughters. Outside of football, Osweiler is an avid golfer and enjoys cooking for friends and family.



**Coca-Cola**  
**BOWL SEASON**

The game will be available nationwide on Coca-Cola Bowl Season Radio. Paul Loeffler will handle play-by-play while Marshall Newhouse will serve as analyst and Tim Murray will be on the sidelines.



# SCHEDULE OF EVENTS

## FRIDAY, DECEMBER 26

**NEBRASKA** Team Arrival

**UTAH** Team Arrival

Virgin Hotels Las Vegas

Mandalay Bay/W Las Vegas

7:00-7:30 pm

Media Availability/Photo Op

Spago at Bellagio Hotel

**NEBRASKA** Scheduled: **Head Coach Matt Rhule, QB TJ Lateef, S DeShon Singleton, WR Dane Key**

**UTAH** Scheduled: **Head Coach Morgan Scalley, OL Jaren Kump, LB Lander Barton**

## SATURDAY, DECEMBER 27

10:30-11:00 am

**NEBRASKA** Practice Media Availability

Bishop Gorman High School

1:30-2:00 pm

**UTAH** Practice Media Availability

UNLV Fertitta Football Complex

5:30-7:00 pm

Team Welcome Reception

Fremont Street Experience (3rd Street Stage)

## SUNDAY, DECEMBER 28

**NEBRASKA** (NO MEDIA ACCESS)

**UTAH** Practice (NO MEDIA ACCESS)

Bishop Gorman High School

UNLV Fertitta Football Complex

## MONDAY, DECEMBER 29

10:00-11:30 am

The Just One Project Team Community Service Event

Allegiant Stadium, Lot J

11:00 am-2:30 pm

Ladies Las Vegas Shopping & Dining Experience

Downtown Summerlin

11:00 am-2:30 pm

Kids Day

Downtown Summerlin (Dave & Buster's)

**NEBRASKA** Practice (NO MEDIA ACCESS)

**UTAH** Practice (NO MEDIA ACCESS)

Bishop Gorman High School

Coronado High School

7:00 pm

Player Show Night - Wizard of Oz

The Sphere

## TUESDAY, DECEMBER 30

11:00-11:30 am

Kickoff Media Conference (*Credential Pickup Available*) 24 Oxford

**NEBRASKA** Scheduled: **Head Coach Matt Rhule, DB Ceyair Wright, OG Henry Lutovsky**

**UTAH** Scheduled: **Head Coach Morgan Scalley, QB Devon Dampier, LB Lander Barton**

12:00-1:30 pm

Kickoff Luncheon (invite-only)

Virgin Hotel theater

**NEBRASKA** Team Walk-Thru (NO MEDIA ACCESS)

**UTAH** Walk-Thru (NO MEDIA ACCESS)

Allegiant Stadium

Allegiant Stadium

5:00-6:30 pm

Fan Pep Rally presented by Coca-Cola

Fremont Street Experience (1st Street Stage)

3:00-9:00 pm

Media Credential Pickup Open

Virgin Hotels LV (Room 30104 Opal Tower)

## WEDNESDAY, DECEMBER 31

8:30 am

Media Parking Opens

Lot W (Off Polaris Ave.)

8:30 am-1:00 pm

Media Will-Call Open

Tent Outside SouthWest Entry (Off Polaris Ave.)

9:30 am-12:00 pm

Pregame Fan Fest presented by Patron

Allegiant Stadium (Lot C)

12:32 pm

Kickoff, SRS Distribution Las Vegas Bowl

Allegiant Stadium



**CURIO COLLECTION**  
by Hilton™



Afters Ice Cream 14  
 The Bar at Commons Club 8  
 Desert Star Bar 5  
 Casa Calavera 15  
 Dunkin' 17  
 Funny Library Coffee Shop 20  
 Juice Bar (Second Level) 1  
 Kassi Beach Club 11  
 The Kitchen at Commons Club 10  
 Money, Baby! (Second Level) 2  
 Night + Market 4  
 Nobu 13  
 Olives 18  
 One Steakhouse 6  
 Pizza Forte 12  
 Shag Room 9

**SERVICES**  
 Business Center 16  
 Fitness Center (Second Level) 7  
 Hotel Registration 3  
 Ruby Tower Registration 19  
 Resort Pool Entrance  
 Spa (Second Level)

**SHOPPING**  
 5th & Sunset  
 Brookstone  
 Chill by Hudson  
 Hudson  
 Smolder  
 Swag



### 24 OXFORD

Kickoff Media Conference (Tuesday, Dec. 30)  
-Credential Pickup Available



### MEDIA CREDENTIAL SUITE (OPAL TOWER)

Pick Up: Tuesday, Dec. 30 - 3:00 to 9:00 pm PT



# TENTATIVE GAMEDAY TIMELINE

## WEDNESDAY, DECEMBER 31

TIME (PT)	EVENT AT ALLEGIANT STADIUM
8:30 am	General Parking Lots Open to Fans
8:30 am	Media Parking opens in Lot W
9:00 am	Media Will-Call Table opens outside of SouthWest Entry (Polaris Ave.)
10:30 am	Pregame Meal begins on Press Level & Photo Workroom Levels
10:30 am	Stadium Doors open to fans
12:06 pm	Teams exit field following warmups
12:06:30 pm	<b>PRIDE OF UTAH</b> Marching Band performs from the stands (5:00)
12:13 pm	<b>CORNHUSKER</b> Marching Band performs on the field (5:00)
12:20 pm	"Star Spangled Banner" performed by Sierra Black
12:25 pm	Pregame Hype Video & Pyrotechnics Show
12:26:30 pm	<b>NEBRASKA</b> takes the field
12:27:15 pm	<b>UTAH</b> takes the field
12:28:45 pm	Official Coin Toss at midfield
12:32 pm	Kickoff
Postgame	Las Vegas Bowl's Rossi T. Ralenkotter Championship Trophy, MVP Award presented on field immediately following the game.

Following a cooling-off period and/or on-field celebration, postgame interviews will take place in each team's respective media room on Zero Level.

-Head coach and at least one offensive and defensive player will address the media.

-Press conferences will be shown on the press level and will then be available for viewing via your Game Day Google Drive soon after concluding

-Please see each team's media relations staff for further assistance regarding specific postgame interviews.





# MEDIA GUIDELINES

## CREDENTIAL POLICIES

Media credentials for the 2025 Las Vegas Bowl will be issued in accordance with the following priority guidelines:

1. Media agencies that cover the participating teams on a regular basis as verified by the participating schools' sports information/media relations directors
2. Media agencies from the Southern Nevada area that regularly cover Las Vegas Bowl activities
3. National sports media agencies
4. Official daily school newspapers of participating schools as space permits
5. Television stations with a full-time sports director
6. Radio stations with a full-time sports director conducting daily sports talk shows
7. Student or campus publications/broadcasts representing the two participating schools (yearbook, radio station, alumni magazine, etc.). Maximum of one press box credential and one photo/TV credential

**Credentials will not be issued to spouses or TV/photographer assistants or grips.**

**NOTE:** Media Credentials will offer PRE/POST GAME FIELD ACCESS for non-PHOTO/VIDEO or ALL-GAME FIELD ACCESS for approved PHOTO/VIDEO.

PRE/POST FIELD ACCESS will allow media on the field until 30 minutes before kickoff and starting five minutes remaining in the game.

## CREDENTIAL PICK-UP INFORMATION

Media/Photo credentials will not be mailed in advance, but will be available for pick-up at the Las Vegas Bowl Credential Pickup at The Virgin Hotel.

## CREDENTIAL PICKUP HOURS

**Virgin Hotels Las Vegas in Room 30104 on the ground floor of the Opal Tower:**

Tuesday, Dec. 30 – At Kickoff Media Conference and then 3:00-9:00 PM PT

Wednesday, Dec. 31 – At Allegiant Stadium Will-Call from 8:30 AM-1:00 PM PT

Individuals with valid I.D. may claim all passes issued to his/her media organization. Lost or misplaced credentials will not be replaced. All media credentials remain property of the SRS Distribution Las Vegas Bowl and must be surrendered upon request.

Working media members may also pick up their credentials at the Kickoff Media Conference scheduled for December 30. Any credentials not picked up from the Media Center by 9:00 PM PT on December 30 will be transported to Allegiant Stadium and be available on game day at the Will-Call Table located outside the SouthWest Entry. The Will-Call Table will be open from 8:30 AM-1:00 PM PT. Following kickoff, any remaining credentials will be re-located for pickup at the main ticket office on the stadium's northwest corner and available until the end of halftime. Acceptance of credentials constitutes agreement by the bearer and his/her media organization to abide by the conditions as prescribed by the SRS Distribution Las Vegas Bowl.





## MEDIA INFORMATION

### OFFICIAL MEDIA HEADQUARTERS

Virgin Hotels Las Vegas (formerly Hard Rock Hotel Las Vegas) is home of the official media headquarters of the Las Vegas Bowl, as well as, hosting this year's home team, the University of Utah.

Virgin Hotels Las Vegas (4455 Paradise Road, Las Vegas, NV) is pleased to offer Media Rates listed below.

NOTE: Parking at Virgin Hotels Las Vegas is FREE of charge.  
Room rates and reservations are subject to space availability.

Link to book room: <https://book.passkey.com/go/SSLV25M>

### MEDIA HOTEL ROOM RATES (+taxes)

Friday, Dec. 26	\$99
Saturday, Dec. 27	\$99
Sunday, Dec. 28	\$99
Monday, Dec. 29	\$99
Tuesday, Dec. 30	\$99
Wednesday, Dec. 31	\$209



### ENTRANCE TO THE STADIUM & PRESS BOX

The press box will be open to the media four hours before kickoff (8:30 AM) and close two hours following the end of the game.

Media should enter Allegiant Stadium using the SouthWest Gate of Allegiant Stadium (on Polaris Avenue). Those traveling to the press box should enter the building (MEDIA & STAFF signs on the glass doors) move forward and head left on the concourse to reach the press elevators that will take you to the 400 LEVEL. This elevator lobby is located behind black doors just past the first set of concession stands (SoulBelly BBQ) on your left (approximately 200 feet from entering).

Seating charts will be posted throughout the press box.

Roster cards will be provided. A pregame meal will be served starting approximately 2.5 hours prior to kickoff (10:00 AM). Both hot & cold beverages will be available throughout the game.

*Per NCAA and College Football Writers Association of America guidelines, the press box is a working area and cheering or excessive noise will not be tolerated. Unprofessional behavior will result in the confiscation of working press credentials and stadium security personnel will direct any violators to the exit.*





## MEDIA INFORMATION

### PHOTOGRAPHERS/VIDEOGRAPHERS

There is a full-service, field-level workroom for photographers on ZERO LEVEL of Allegiant Stadium labeled MEDIA WORK ROOM. It is accessible using the elevator located immediately on your right when entering Allegiant Stadium through the SouthWest Entry gate.

Bowl organizers will adhere to the NCAA's sideline control policy, which states that:

Sideline photographers are restricted outside designated areas and are reminded to stay behind the restraining line around the field. No media personnel, including journalists, radio and television personnel or their equipment, shall be in the team area or coaching box.

### STADIUM INTERNET INFORMATION

The press box and field level are both equipped with complimentary wireless internet access.

### TEAM PRACTICE POLICIES

Throughout bowl week, working press must adhere to the policies established by each participating school regarding access to players and coaches. However, each team is required to offer media availability at a minimum of one practice during Bowl Week in Las Vegas.

### POSTGAME INTERVIEWS

Following a 10-minute cooling-off period in the locker room, postgame interviews will take place in each team's respective media room. Both sessions will be shown in chronological order in the press box and then be available for viewing when the files are placed in the Game Night Google Drive.

The game's Rich Abajian Most Valuable Player, which is voted on by a media committee, will be announced on the field during the game trophy celebration. If the winner comes from the losing team, the award will be given in the team's locker room.

### POSTGAME STATS, NOTES AND QUOTES

A Game Night Google Drive Link will be emailed to all credentialed media and will be the virtual home to all quarter, halftime and final stats; game photos provided by ESPN; postgame notes from the bowl and both teams; and video files of both teams' press conferences as soon as possible.

### BOWL GAME MEDIA STAFF CONTACT INFORMATION

#### MARK WALLINGTON, LV Bowl Media Relations Manager

Email: mark.wallington@unlv.edu  
Cell phone: (702) 528-6291

#### JEFF MOTLEY, Position Sports - Chief Media Officer

Email: jeff.motley@positionsports.com  
Cell phone: (702) 210-4158

#### JEFF SEALS, Assistant Media Relations Manager

Email: jeff.j.seals@gmail.com  
Cell phone: (702) 683-8050

#### SARAH MICINSKI, Assistant Media Relations Manager

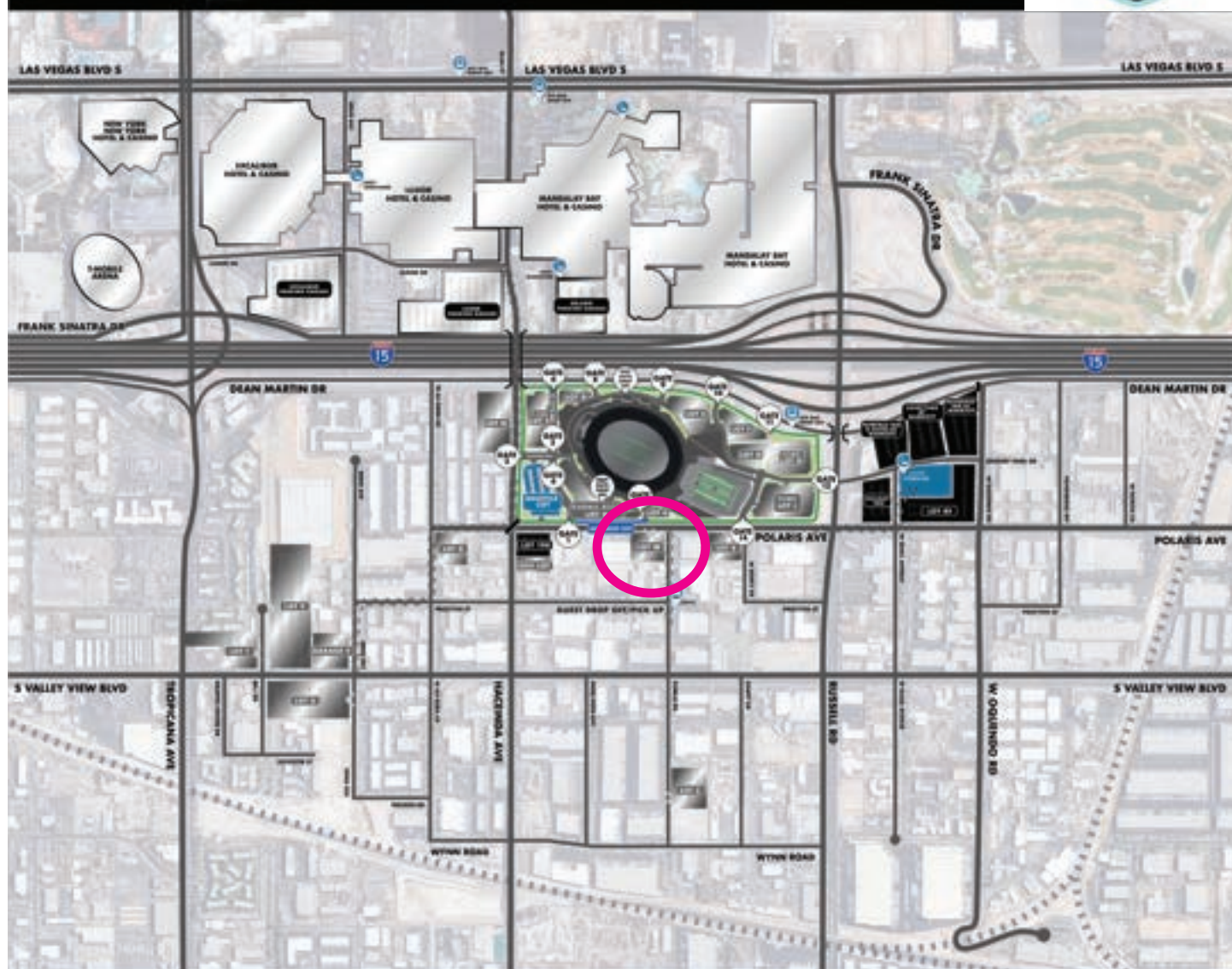
Email: smicinski@themw.com  
Cell phone: (509) 499-4656





# BOWL MEDIA PARKING MAP

## ALLEGIANSTADIUM PARKING MAP



### PARKING MAP

- Allegiant Stadium Controlled Parking
- Event Based Parking Sold on SpotHero App
- Event Based Parking Sold via MGM Website
- Rideshare, Taxi, Shuttles, RTC Buses
- Walking Path



### PER EVENT PARKING PRICES

Lots A, C, D, E, F, G, H, J, S, W	\$100/event	Lot T	\$45/event
Lot N	\$90/event	Lot Z	\$40/event
Lot X	\$80/event	OSV Lot	\$350/event
Lots U, V, V Garage	\$50/event	Event Based Parking	Check SpotHero app and MGM website for pricing

\*Prices and availability subject to change. Event-based parking is recommended. Day of event parking may not be available for purchase.

Lot A Enter Gate 13 Northbound on Polaris Ave  
 Lot C Enter Gate 6 Southbound on Dean Martin Dr  
 Lot D Enter Gate 8 Southbound on Dean Martin Dr  
 Lot E Enter Gate 10 Southbound on Dean Martin Dr  
 Lot F Enter Gate 10 Southbound on Dean Martin Dr  
 Lot G Enter Gate 11 Southbound on Dean Martin Dr

Lot H Enter Gate 11 Southbound on Dean Martin Dr  
 Lot J Enter Gate 14 Northbound on Polaris Ave  
 Lot N Enter Southbound on Dean Martin Drive  
 Lot S Enter Northbound on Polaris Ave  
 Lot W Enter Northbound on Polaris Ave  
 Lot X Enter Eastbound on Ali Baba Ln

Lot T Enter Ball Drive from Valley View Blvd  
 Lot V Enter Ball Drive from Valley View Blvd  
 Lot V Garage Enter Ball Drive from Valley View Blvd  
 Lot U Enter Reno Ave from Valley View Blvd  
 Lot Z Enter Diablo Dr from Valley View Blvd



# ALLEGiant STADIUM LAYOUT



## PRESS BOX BOOTH ASSIGNMENTS

**Booth A:**

**Booth B:** Skycam HQ

**Booth C:** Nebraska Student Radio

**Booth D:** Medical Observation

**Booth E:** Instant Replay

**Booth F:** Nebraska Coaches

**Booth G:** Nebraska Flagship Radio

**Booth H:** Utah Flagship Radio

**Booth I:** Stat Crew

**Booth J:** Coca-Cola Bowl Season National Radio

**Booth K:** Utah Coaches

**Booth L:**

**Booth M:** Clock Operator

**Production Studio:** Video Boards & External PA



# NEBRASKA HEAD COACH MATT RHULE



Matt Rhule is in his third season as Nebraska's head coach in 2025. Rhule led Nebraska to its first bowl appearance in eight years in 2024, guiding the Huskers to a victory in the Pinstripe Bowl.

Rhule enters 2025 with 12 years of experience as a head coach, including nine years in the college ranks and three seasons as the head coach of the NFL's Carolina Panthers. Highly regarded as a program builder and player developer, Rhule led successful turnarounds of the programs at Baylor and Temple and has improved Nebraska's record in each of his first two seasons in Lincoln.

The Huskers' two-win increase in 2024 continued his history of improvement throughout his college career. Rhule's teams have increased or matched their win total from the previous season in each of his nine seasons as a college head coach. Additionally, Rhule is one of just 12 active FBS head coaches to guide three different schools to bowl appearances.

After leading Nebraska to five wins in 2023, Rhule's second Nebraska team took another step forward with a 7-6 record. The seven wins were the most at Nebraska since 2016, and the bowl victory was the program's first since 2015. NU posted an unbeaten record against non-conference teams for the first time since 2005, and the Huskers were ranked as high as No. 22 during the season, Nebraska's highest ranking in eight years.

The steady improvement at Nebraska follows the path of Rhule's success at Temple and Baylor. Temple won only two games in Rhule's first season but in year three, the Owls set a school record for victories and played in the conference championship game. After leading Temple to a conference title the next season, Rhule moved on to Baylor with similar success. The Bears won only one game in Rhule's first season but in his third year, Baylor won a school-record 11 games and played in the Big 12 Championship Game and the Sugar Bowl.

Rhule led Nebraska to a 5-7 record in his first season in 2023, tying for the program's most victories in seven seasons. In the final year of Big Ten divisions, Rhule led the Huskers to three West Division wins, matching NU's total from the previous three seasons combined. NU also went undefeated in the month of October for the first time since 2001.

Rhule and his staff helped Nebraska rank among the nation's 15 most-improved teams in rushing defense, rushing offense, total defense and scoring defense. The Huskers also showed improvement in special teams, ranking second nationally with four blocked kicks. Individually, Rhule and his staff helped 10 Huskers earn All-Big Ten honors, including seven returning players who were recognized for the first time in their careers.

Nebraska improved to 7-6 in Rhule's second season, when the Huskers posted the program's first winning season and first bowl victory in eight years. The Huskers were ranked as high as No. 22 during the 2024 season, and Nebraska went undefeated against non-conference opponents for the first time since 2005. Five of Nebraska's six losses were one-score defeats, but the Huskers also showed improvement in winning close games as two of their final three victories came by seven or fewer points.

The Husker defense ranked in the top 20 nationally in rushing defense, total defense and scoring defense for the second straight season in 2024. Other than Nebraska, the only teams ranked in the top 20 nationally in rushing defense, total defense and scoring defense in both 2023 and 2024 were Michigan, Ohio and Penn State. Offensively, Nebraska boasted the nation's third-most improved passing unit in 2024. That group was led by a pair of true freshmen, as quarterback Dylan Raiola set Nebraska's freshman passing record while receiver Jacory Barney Jr. had the most receptions by a freshman in program history.

Rhule's success was not limited to the field, as Nebraska posted its highest team grade-point average in history and had more academic All-Big Ten selections than any other school during the 2024 season.

Following successful stints as the head coach at Baylor and Temple, Rhule moved on to the National Football League as the head coach of the Carolina Panthers. Rhule coached the Panthers for two-plus seasons, posting an 11-27 record.

Rhule inherited a Carolina team that had lost eight straight games to finish the 2019 season. He led the Panthers to a 3-2 start in 2020 before finishing with a 5-11 record that included eight one-score losses.

Carolina won its first three games of the 2021 season before injuries at the quarterback position contributed to a 5-12 record. Rhule then led the Panthers through the first five weeks of the 2022 season.

Rhule produced an impressive turnaround in three seasons as Baylor's head coach from 2017 to 2019, guiding the Bears to a 19-20 record.

Baylor won only one game in Rhule's first season in 2017 but two years later, the Bears went 11-3, becoming the first team from a Power Five Conference to go from 11 losses to 11 wins in two or fewer seasons.

Baylor finished 1-11 in 2017 but eight of the losses were by 14 points or less, including four one-score losses. But Rhule was successful in creating a strong culture and developing players, including quarterback Charlie Brewer, who was named the Big 12 Co-Offensive Freshman of the Year.

In his second season, Rhule guided Baylor to a 7-6 record in 2018 that culminated with a Texas Bowl victory over Vanderbilt. Baylor's six-win improvement from the 2017 to the 2018 season ranked third nationally and led all Power Five programs. His staff's player development was on display again, as wide receiver Jalen Hurd was named the 2018 Big 12 Newcomer of the Year.

Rhule delivered a record-breaking season in his final year in Waco in 2019. Just two years after a one-win season, Rhule led Baylor to a school-record 11 victories in 2019. The Bears began the season 9-0 to mark the best start in school history, and the season ended with Baylor playing in its first Big 12 Championship game and its second Sugar Bowl. With a second straight bowl appearance, Rhule became only the second coach in Baylor history to make a bowl game in two of his first three seasons.

With an 11-3 record in 2019, Baylor finished with a No. 13 ranking, the Bears' second-highest final ranking since 1951. The only losses in Rhule's final season were a pair of three-point defeats to a top-10 Oklahoma squad and a 12-point Sugar Bowl loss to a top-5 Georgia team.

Sixteen Baylor players earned all-conference honors in 2019, and defensive tackle James Lynch was named the 2019 Big 12 Defensive Player of the Year and Defensive Lineman of the Year.

Rhule's first head coaching job came at Temple, where he led the Owl program to new heights in four seasons from 2013 to 2016. Rhule guided Temple to a 28-23 record, including 20-7 over his final two years.

Rhule once again laid the foundation in his first year, when Temple finished 2-10. The final record did not tell the tale of his first season however, as after an 0-6 start, the Owls went 2-4 over the final six games of the season and never trailed entering the fourth quarter in any of their final six games.

With an emphasis on closing out games entering Rhule's second season, his team succeeded by allowing only 23 fourth-quarter points in 12 games in 2014. The strong finishes helped Temple achieve bowl eligibility with a 6-6 record.

With a solid culture and foundation in place, Temple tied its school record with 10 victories in Rhule's third season in 2015, and the Owls again won 10 games in 2016. He led Temple to back-to-back 10-win seasons for the first time in program history, as the Owls had produced only one 10-win season before Rhule's appointment as head coach. Temple also played for the conference title in both 2015 and 2016.

In 2015, Rhule led his team to a conference division title and Temple beat Penn State for the first time in 73 years. The Owls started the year 7-0 and achieved a national ranking for the first time in 36 seasons. Temple spent eight weeks ranked in 2015, accounting for half of the 16 all-time weeks the Owls have been ranked entering the 2023 season.

Rhule's final season culminated with another 10-win campaign and the program's first conference title in nearly 40 years, as Temple defeated No. 20 Navy, 34-20, in the American Athletic Conference Championship Game. The Owls set school records for season passing yards and total offense.

Following the AAC Championship Game victory over Navy, Rhule accepted the head coaching position at Baylor.

A native of New York City, Rhule earned his bachelor's degree in political science from Penn State and his master's degree in educational psychology from Buffalo. Rhule was a linebacker for Penn State from 1994 to 1997, helping the Nittany Lions to a 41-8 record with one Big Ten title, three bowl victories and a final top-20 ranking every season.

Rhule and his wife Julie have three children, Bryant, Vivienne and Leona.



# NEBRASKA ROSTERS

NO	NAME	POS	HT	WT	YR	HOMETOWN	PREVIOUS SCHOOL(S)
0	Javin Wright	LB	6-5	230	SR	Chandler, Ariz.	Hamilton
1	Ceyair Wright	DB	6-0	190	SR	Los Angeles, Calif.	USC
2	Jacory Barney Jr.	WR	6-0	170	SO	Florida City, Fla.	Palmetto
3	Marques Buford Jr.	DB	5-11	190	SR	Chicago, Ill.	St. Thomas More [Conn.] Prep
4	Janiran Bonner	WR	6-2	225	JR	Ellenwood, Ga.	Cedar Grove
5	Riley Van Poppel	DL	6-5	295	SO	Argyle, Texas	Argyle
6	Dane Key	WR	6-3	210	SR	Lexington, Ky.	Kentucky
8	DeShon Singleton	DB	6-3	210	SR	Greensburg, La.	Hutchinson [Kan.] CC
9	Vincent Shavers Jr.	LB	6-1	225	SO	Miami, Fla.	Miami Central
10	Heinrich Haarberg	TE	6-5	230	SR	Kearney, Neb.	Kearney Catholic
10	Andrew Marshall	DB	6-0	190	JR	Eastvale, Calif.	Idaho
11	Demitrius Bell	WR	6-0	195	SO	Nashville, Tenn.	McGavock
11	Cameron Lenhardt	DL	6-3	270	JR	Staten Island, N.Y.	IMG [Fla.] Academy
11	Bode Soukup	QB	6-2	205	FR	Blair, Neb.	Blair
12	Jalyn Gramstad	QB	6-0	200	SR	Lester, Iowa	Northwestern College
12	Justyn Rhett	DB	6-1	200	SO	Las Vegas, Nev.	Georgia
13	Jamir Conn	DB	5-11	180	JR	Kansas City, Mo.	Southern Illinois
13	Nyziah Hunter	WR	6-1	205	SO	Salinas, Calif.	California
14	TJ Lateef	QB	6-1	200	FR	Compton, Calif.	Orange Lutheran
14	Amare Sanders	DB	6-1	190	FR	Miami, Fla.	Gulliver Prep
16	Marcos Davila	QB	6-2	235	FR	Midland, Texas	Purdue
16	Elijah Jeudy	DL	6-3	300	SR	Philadelphia, Pa.	Texas A&M
17	Luke Longval	QB	6-2	215	JR	Sioux City, Iowa	Iowa Western CC
17	Willis McGahee IV	LB	6-1	240	SO	Miami, Fla.	Christopher Columbus
18	Quinn Clark	WR	6-5	210	FR	Bozeman, Mont.	Gallatin
18	Larry Tarver Jr.	DB	5-11	175	FR	Miami, Fla.	Norland
19	Cortez Mills Jr.	WR	6-0	185	FR	Homestead, Fla.	Homestead
19	Kahmir Prescott	DB	6-1	195	FR	Philadelphia, Pa.	Neumann Goretti
21	Rex Guthrie	DB	6-1	200	FR	Littleton, Colo.	Heritage
22	Isaiah Mozee	RB	6-0	210	FR	Kansas City, Mo.	Lee's Summit North
22	Maverick Noonan	LB	6-4	245	SO	Omaha, Neb.	Elkhorn South
23	Caleb Benning	DB	5-11	200	FR	Omaha, Neb.	Westside
23	Conor Booth	RB	6-0	215	FR	Wahoo, Neb.	Bishop Neumann
23	Blye Hill	DB	6-4	195	SO	Baltimore, Md.	Saint Francis
24	Derek Branch	DB	5-11	195	SR	Lincoln, Neb.	Southeast
25	Jeremiah Charles	DB	6-0	175	SO	Fort Worth, Texas	Arlington Martin
26	Roman Mangini	WR	5-10	170	JR	Mesa, Ariz.	Desert Ridge
26	Brice Turner	DB	6-1	205	SO	Bay City, Texas	Bay City
28	Kwinten Ives	RB	6-3	215	SO	Beverly, N.J.	Palmyra
29	Carter Nelson	TE	6-5	240	SO	Ainsworth, Neb.	Ainsworth
29	Braylen Prude	DB	6-4	200	FR	Pearland, Texas	Shadow Creek
30	Tristan Alvano	PK	6-1	210	SO	Omaha, Neb.	Westside
30	Vincent Genatone	RB	6-0	225	JR	North Platte, Neb.	Montana
31	Mario Buford	DB	6-0	185	SO	Chicago, Ill.	DeSoto [Texas]
32	Trent Uhler	LB	6-1	235	FR	Battle Creek, Neb.	Battle Creek
32	Kenneth Williams	RB	5-9	190	SO	Detroit, Mich.	Lincoln [Neb.] High
33	Marques Watson-Trent	LB	5-11	225	SR	Pittsburgh, Pa.	Georgia Southern
34	Preston Okafor	DB	6-2	190	FR	Omaha, Neb.	Westside
35	Mekhi Nelson	RB	6-0	195	FR	Wilkes-Barre, Pa.	St. Thomas More [Conn.] Prep
36	Rowdy Bauer	WR	5-11	195	FR	Norfolk, Neb.	Norfolk
37	Donovan Jones	DB	6-1	200	FR	Omaha, Neb.	North
37	Kamdyn Koch	P	6-2	200	FR	Westminster, Md.	Winters Mill
38	Thomas D'Onofrio	DB	6-1	185	FR	Middleton, Wis.	Middleton
39	David Höffken	DL	6-7	285	FR	Kiel, Germany	Ridge Point
39	Bryson Webber	DB	6-3	190	FR	Missouri City, Texas	Blue Valley
40	Dawson Merritt	LB	6-3	225	FR	Stilwell, Kan.	Heritage
41	Tanner Terch	DB	6-1	190	FR	Littleton, Colo.	Heritage
42	Derek Wacker	LB	6-1	230	FR	Yutan, Neb.	Yutan
43	Michael Booker III	LB	6-1	230	SR	Grand Prairie, Texas	South Grand Prairie
44	Luke Lindenmeyer	TE	6-3	250	JR	La Vista, Neb.	Papillion-La Vista
45	Izaac Dickey	RB	5-10	220	FR	Stromsburg, Neb.	Cross County
46	Kevin Gallic	LS	5-11	240	SR	Warren, N.J.	New Hampshire
46	Connor Schutt	WR	6-6	225	FR	Wahoo, Neb.	Bishop Neumann
47	Gage Stenger	LB	6-2	220	JR	Omaha, Neb.	Millard South
48	Cayden Echternach	TE	6-4	260	SO	Bennington, Neb.	Bellevue West
49	Danny King	TE	6-4	245	FR	Bloomington, Minn.	Jefferson
49	Malcolm Simpson	DL	6-3	285	FR	Hitchcock, Texas	Hitchcock
50	Christian Jones	LB	6-2	235	FR	Elkhorn, Neb.	Westside
51	Justin Evans	OL	6-2	315	JR	East Orange, N.J.	Irvington
52	Dylan Rogers	LB	6-3	240	SO	Cypress, Texas	Cypress Woods
54	Jacob Bower	LB	6-1	220	SO	Rancho Santa Margarita, Calif.	Santa Margarita Catholic
55	Ethan Duda	DL	6-5	250	FR	Omaha, Neb.	Elkhorn South
56	Julian (Juju) Marks	OL	6-4	310	FR	Olathe, Kan.	South
56	Pierce Mooberry	LB	6-3	220	FR	Omaha, Neb.	Millard North
57	Ashton Murphy	DL	6-5	275	FR	Elkhorn, Neb.	South
57	Elijah Pritchett	OL	6-6	325	JR	Columbus, Ga.	Alabama
58	Jake Peters	OL	6-3	300	FR	Cedar Falls, Iowa	Cedar Falls
59	Henry Lutovsky	OL	6-6	320	SR	Crawfordsville, Iowa	Mount Pleasant
59	Rahmir Stewart	LB	5-11	220	SO	Philadelphia, Pa.	Imhotep Institute
62	Sam Sledge	OL	6-4	300	SO	Omaha, Neb.	Creighton Prep
63	Brian Tapu	OL	6-5	295	FR	South Auckland, New Zealand	Salt Lake City [Utah] West
65	Teddy Prochazka	OL	6-10	320	SR	Elkhorn, Neb.	South

NO	NAME	POS
30	Tristan Alvano	PK
2	Jacory Barney Jr.	WR
36	Rowdy Bauer	WR
11	Demitrius Bell	WR
23	Caleb Benning	DB
4	Janiran Bonner	WR
43	Michael Booker III	LB
23	Conor Booth	RB
54	Jacob Bower	LB
24	Derek Branch	DB
78	Jacob Brandl	OL
66	Grant Brix	OL
31	Mario Buford	DB
3	Marques Buford Jr.	DB
88	Jackson Carpenter	WR
25	Jeremiah Charles	DB
18	Quinn Clark	WR
13	Jamir Conn	DB
98	Conor Connealy	DL
69	Turner Corcoran	OL
91	Kyle Cunanan	PK
38	Thomas D'Onofrio	DB
69	Landen Davidson	DL
16	Marcos Davila	QB
97	Keona Davis	DL
45	Izaac Dickey	RB
55	Ethan Duda	DL
48	Cayden Echternach	TE
51	Justin Evans	OL
70	Nolan Fennessy	OL
94	Aidan Flege	LS
46	Kevin Gallic	LS
30	Vincent Genatone	RB
86	Mason Goldman	DL
77	Gunnar Gottula	OL
12	Jalyn Gramstad	QB
21	Rex Guthrie	DB
10	Heinrich Haarberg	TE
79	Shawn Hammerbeck	OL
23	Blye Hill	DB
39	David Höffken	DL
90	John Hohl	PK
13	Nyziah Hunter	WR
82	Eric Ingwersen	TE
28	Kwinten Ives	RB
16	Elijah Jeudy	DL
50	Christian Jones	LB
37	Donovan Jones	DB
80	Jeremiah Jones	WR
67	Houston Ka'aha'aina-Torres	OL
6	Dane Key	WR
49	Danny King	TE
75	Tyler Knaak	OL
74	Brock Knutson	OL
37	Kamdyn Koch	P
14	TJ Lateef	QB
92	Sua Lefotu	DL
11	Cameron Lenhardt	DL
44	Luke Lindenmeyer	TE
17	Luke Longval	QB
59	Henry Lutovsky	OL
76	Jason Maciejczak	OL
26	Roman Mangini	WR
56	Julian (Juju) Marks	OL
87	Mac Markway	TE
10	Andrew Marshall	DB
17	Willis McGahee IV	LB
40	Dawson Merritt	LB
81	Hayes Miller	WR
19	Cortez Mills Jr.	WR
56	Pierce Mooberry	LB
95	Gabe Moore	DL
22	Isaiah Mozee	RB
57	Ashton Murphy	DL
29	Carter Nelson	TE
35	Mekhi Nelson	RB
22	Maverick Noonan	LB
96	Williams Nwaneri	DL
94	Jordan Ochoa	LB
34	Preston Okafor	DB
99	Dylan Parrott	DL



# NEBRASKA ROSTERS

NO	NAME	POS	HT	WT	YR	HOMETOWN	PREVIOUS SCHOOL(S)
66	Grant Brix	OL	6-6	315	FR	Logan, Iowa	Logan-Magnolia
67	Houston Ka'aha'aina-Torres	OL	6-3	300	FR	Waimanalo, Hawaii	Saint Louis
68	Preston Taumua	OL	6-4	325	FR	Waipahu, Hawaii	Waipahu
69	Turner Corcoran	OL	6-6	310	SR	Lawrence, Kan.	Free State
69	Landen Davidson	DL	6-4	305	FR	Broomfield, Colo.	Broomfield
70	Nolan Fennessy	OL	6-4	300	FR	Norfolk, Neb.	Norfolk Catholic
71	Tyson Terry	DL	6-2	310	FR	Omaha, Neb.	North
72	Gibson Pyle	OL	6-5	295	FR	Houston, Texas	Klein Cain
74	Brock Knutson	OL	6-7	310	SO	Scottsbluff, Neb.	Scottsbluff
75	Tyler Knaak	OL	6-6	325	JR	Cottonwood Heights, Utah	Utah
76	Jason Maciejczak	OL	6-3	310	SO	Pierre, S.D.	T.F. Riggs
77	Gunnar Gottula	OL	6-6	305	SO	Lincoln, Neb.	Southeast
78	Jacob Brandl	OL	6-3	310	SO	Omaha, Neb.	Creighton Prep
79	Shawn Hammerbeck	OL	6-6	265	FR	Hamill, S.D.	Winner
80	Jeremiah Jones	WR	6-4	225	FR	Murray, Ky.	Murray
81	Hayes Miller	WR	6-0	200	SO	Shawnee, Kan.	Coffeyville CC
82	Eric Ingwersen	TE	6-7	255	FR	Papillion, Neb.	Papillion-La Vista
83	Archie Wilson	P	6-2	215	FR	Frankston South, Victoria, Australia	Haileybury Prep
84	DJ Singleton Jr.	DB	6-3	210	SR	Greensburg, La.	Hutchinson [Kan.] CC
85	Keelan Smith	WR	6-3	205	FR	Kansas City, Mo.	Liberty North
86	Mason Goldman	DL	6-5	270	SO	Gretna, Neb.	Gretna
87	Mac Markway	TE	6-4	250	SO	St. Louis, Mo.	LSU
88	Jackson Carpenter	WR	6-1	200	FR	Lincoln, Neb.	Southwest
90	John Hohl	PK	6-0	195	SO	Lincoln, Neb.	Iowa Western CC
91	Kyle Cunanan	PK	5-10	180	SO	Phoenix, Ariz.	Charlotte/Cal
92	Sua Lefotu	DL	6-3	300	SO	Bellflower, Calif.	St. John Bosco
93	Kade Pietrzak	DL	6-5	265	FR	West Fargo, N.D.	Sheyenne
94	Aidan Flege	LS	6-2	225	SR	Lincoln, Neb.	Iowa Western CC
94	Jordan Ochoa	LB	6-4	240	FR	Castle Rock, Colo.	Castle View
95	Gabe Moore	DL	6-5	290	SO	Louisville, Miss.	Louisville/Mississippi State
96	Williams Nwaneri	DL	6-7	265	FR	Lee's Summit, Mo.	Missouri
97	Keona Davis	DL	6-5	275	SO	Tucson, Ariz.	Salpointe Catholic
98	Conor Connealy	DL	6-4	260	SO	Elkhorn, Neb.	Mount Michael Benedictine
99	Dylan Parrott	DL	6-5	320	JR	Eldridge, Iowa	North Scott

NO	NAME	POS
58	Jake Peters	OL
93	Kade Pietrzak	DL
19	Kahmir Prescott	DB
57	Elijah Pritchett	OL
65	Teddy Prochazka	OL
29	Braylen Prude	DB
72	Gibson Pyle	OL
12	Justyn Rhett	DB
52	Dylan Rogers	LB
14	Amare Sanders	DB
46	Connor Schutt	WR
9	Vincent Shavers Jr.	LB
49	Malcolm Simpson	DL
8	DeShon Singleton	DB
84	DJ Singleton Jr.	WR
62	Sam Sledge	OL
85	Keelan Smith	WR
11	Bode Soukup	QBL
47	Gage Stenger	LB
59	Rahmir Stewart	LB
63	Brian Tapu	OL
18	Larry Tarver Jr.	DB
68	Preston Taumua	OL
41	Tanner Terch	DB
71	Tyson Terry	DL
26	Brice Turner	DB
32	Trent Uhler	LB
5	Riley Van Poppel	DL
42	Derek Wacker	LB
33	Marques Watson-Trent	LB
39	Bryson Webber	DB
32	Kenneth Williams	RB
83	Archie Wilson	P
1	Ceyair Wright	DB
0	Javin Wright	LB

# NEBRASKA COACHING STAFF



**DANA HOLGORSEN**  
Offensive Coordinator



**PHIL SNOW**  
Defensive Coordinator  
(Interim)



**MIKE EKELER**  
Special Teams  
Coordinator

Running Backs ..... E.J. Barthel  
Linebackers ..... Rob Dvoracek  
Tight Ends ..... Marcus Satterfield  
Wide Receivers ..... Daikiel Shorts Jr.  
Outside Linebackers ..... Phil Simpson  
Quarterbacks/Co-Offensive Coord. .... Glenn Thomas  
Offensive Line ..... Geep Wade  
Secondary ..... Addison Williams  
Offensive Assistant/Returners ..... Ron Brown  
Assistant Offensive Line ..... Aaron Coeling

Assistant Secondary/Safeties ..... Adam DiMichele  
Assistant Special Teams ..... Brett Maher  
Assistant Special Teams ..... Josh Martin  
Special Teams Analyst ..... Nick Humphrey  
Senior Football Assistant ..... Jamar Mozee  
Assistant Wide Receivers ..... Andrew Verboys  
Graduate Assistant ..... Noah Knoell  
Graduate Assistant ..... Ira Savage-Lewis  
Graduate Assistant ..... Mike Williams  
Head Strength Coach ..... Corey Campbell



# UTAH HEAD COACH MORGAN SCALLEY



Morgan Scalley was officially named head coach of the Utah football program, Director of Athletics Mark Harlan announced on December 13, succeeding 21-year head coach Kyle Whittingham. Scalley has served as the Utes' defensive coordinator for the past 10 seasons, leading some of the most dominant defenses in program history. He has served on the Utah Football staff for each of the past 20 seasons in a variety of roles.

Scalley's defense in 2025 ranks No. 5 in the FBS in passing efficiency defense, 15th in interceptions (14) and 16th in scoring defense, allowing just 18.7 points per game. Utah's defense has scored three touchdowns in 2025, ranking 10th.

Scalley capped his illustrious playing career at Utah in 2004, helping to lead the Utes to an undefeated season, a Fiesta Bowl win over Pittsburgh and a No. 4 national ranking in which Utah became the first non-BCS team play in a BCS bowl game. He was a two-time Academic All-American (2003-04) and 2004 Mountain West Scholar-Athlete of the Year.

A 2004 University of Utah alumnus, Scalley earned his bachelor's degree in mass communications and graduated Magna Cum Laude with a 3.96 GPA. He added a master's degree in business administration from Utah in 2006.

Scalley began his coaching career as an administrative assistant with the Utes in 2006 before moving into a graduate assistant role in 2007. He has served as the Utes' safeties coach since 2008 and was Utah's recruiting coordinator from 2009-15 and special teams' coordinator in 2015.

Scalley has forged a reputation as one of the brightest defensive minds in the business. He was a finalist for the Broyles Award in 2019 when the Utes ranked second in the FBS in total defense. He has instilled the culture and identity of the Utah Defense known as RSNB, which stands for Relentless, Smart, Nasty, Ballhawks.

- Utah's total defense has finished in the top-half of its conference nine times in the past 10 seasons, ranking second nationally and first in the Pac-12 in 2019.
- Scalley directed the Pac-12's top rushing defense five times as coordinator (2016 and 2018-21)—including top-five national rankings in 2018, '19 and '23.
- The Utes have finished atop the conference in sacks and tackles for loss three times under Scalley, most recently back-to-back in 2021 and '22. The team also finished the 2018 season ranked 11th nationally and first in the Pac-12 in sacks.
- Since 2019, Scalley's defense has held opponents to 15 points or fewer in 36 games, which ranks ninth-most by a Power Conference program.

His ability to develop talent has propelled 33 Utes to the NFL ranks. In 2022, Scalley saw Devin Lloyd become the highest-drafted linebacker in school history, going in the first round (27th overall) to Jacksonville.

- After leaving Utah as a second-round draft pick, Eric Rowe played in three Super Bowls with the New England Patriots (2016-18). Scalley has four other second-round draft picks to date: safety Marcus Williams (New Orleans) in 2017, safety Marquise Blair (Seattle) in 2019, cornerback Jaylon Johnson (Chicago) in 2020 and safety Cole Bishop (Buffalo) in 2024.
- Third-rounders include linebacker Cody Barton (Seattle) in 2019, safeties Julian Blackmon (Indianapolis) and Terrell Burgess (L.A. Rams) in 2020, along with defensive end Jonah Elliss in 2024.
- Sione Vaki was a fourth-round choice by Detroit in 2024 after starring at Utah as a safety while also contributing on offense later in his career.
- Defensive tackle Leki Fotu was a fourth-round choice (Arizona) in 2020 and defensive end Bradlee Anae (Dallas) a fifth-rounder. Safety Robert Johnson played three seasons in the league after being selected in the fifth round in 2010.
- Scalley sent a trio of sixth-round draft picks to the NFL in defensive linemen Pita Taumoepeu in 2017, Kylie Fitts in 2018 and John Penisini in 2020.
- Jaylon Johnson was selected to the NFC roster for the Pro Bowl Games in 2023.

Scalley has coached 14 All-Americans (four consensus or unanimous), 21 All-Conference First Team selections and five Freshman All-Americans.

- His defensive All-Americans are headlined by Jonah Elliss (consensus in 2023), Clark Phillips III (unanimous in 2022), Devin Lloyd (consensus in 2021) and Bradlee Anae (consensus in 2019).
- Additional Utes to collect All-America on his watch include John Henry Daley (2025), Cole Bishop (2023), Sione Vaki (2023), Mika Tafua (2021), Jaylon Johnson (2019), Leki Fotu (2019), Julian Blackmon (2019), Chase Hansen (2018) and Hunter Dimick (2016) with Tom Hackett also being named a unanimous All-American in 2015 when Scalley served as special teams coordinator.
- Anae (2019) and Tafua (2021) were named Pac-12 Morris Trophy recipients, awarded to the league's top offensive and defensive linemen and voted on by the opposite side of the ball. Lloyd also became Utah's first Pac-12 Pat Tillman Defensive Player of the Year, taking the accolade in 2021.
- Linebacker Lander Barton was named the Pac-12 Freshman Defensive Player of

the Year in 2022, highlighting a pair of Freshmen All-Americans for the Utes in Barton and defensive tackle Simote Pepa.

- In 2019 Utah placed five defensive players on the All-Pac-12 first team (Anae, Blackmon, Fotu, Johnson and Francis Bernard) and one on second team, with four more garnering honorable mention. That marked the second year in a row with 10 players honored, with 2018's haul including first-team picks Hansen, Anae, Fotu and Jaylon Johnson.
- Scalley's other First Team All-Conference players include Daley, Van Fillinger, Hackett, Dimick and Marcus Williams. In addition, Robert Johnson was first-team All-Mountain West and Eric Rowe and Brian Blechen were both Freshman All-Americans.

Utah's defense began a new era in 2024 with the program's entrance into the Big 12 Conference. Once again producing stingy numbers, the Utes brought their long-running reputation of physicality into their new league. The Utes ranked third in the Big 12 and No. 19 nationally in pass efficiency defense (112.20) and held teams to 20.7 points per game, third-best in the conference and No. 28 in the country.

Utah's 2023 defense ranked second in the Pac-12 and ninth among Power Conference in total defense (307.2 yards allowed per game), marking the seventh straight season that the Utes ranked in the top-three of the Pac-12 in total defense (and fifth time in six years ranking top-two). Utah ranked 4th in the FBS in rushing defense (82.8), closing the Utes' Pac-12 era with eight consecutive seasons ranking in the top three in rushing defense in the Pac-12, including No. 1 Pac-12 ranks in rush defense from 2018-21.

Scalley's defense was a force during 2022, even after losing multiple upperclassmen to the NFL following the '21 campaign. It culminated with Utah's second straight league championship and Rose Bowl appearance. The Utes had six performances holding opponents under 270 total yards, contributing to the Pac-12's second-best scoring defense (21.4 points per game).

En route to the Utes' first Pac-12 championship and Rose Bowl appearance in 2021, Utah allowed only 341.6 yards of offense per game, ranking third in the Pac-12, and held six opponents under 315 yards. Utah ranked in the top-25 nationally and first in the league in rushing defense (119.4), sacks (3.00) and tackles for loss (6.9), and was 7-0 when only allowing only 100 rushing yards or less.

After returning just two defensive starters in 2020, Scalley's young defensive unit led the Pac-12 in rushing defense and passing efficiency defense, also ranking second in the league in total defense and third-down defense. The 2020 defense also plucked seven interceptions in just five games, second-most per game (1.4) in the Pac-12 and eighth-best in the FBS.

The 2019 Utah defense was one for the ages, leading the Pac-12 in total defense, passing defense, rushing defense, scoring defense, red zone defense, first downs allowed and third-down defense. Utah recorded the best statistical season by a conference team in the Pac-12 era in three categories: total yards (269.2), rushing yards (81.8) and points allowed (15.0). Scalley's unit recorded two shutouts, the most by a Utah team since 2003, and held six opponents to seven points or fewer, the most in a season by the Utes since 1969 (also 6). Utah held 10 of 14 opponents under 70 rushing yards, the most by an FBS team since 2006.

In 2018 the Utes finished second in the Pac-12 in total defense and scoring defense and finished in the top 20 in the nation in both. Utah's 2018 team ranked in the top three in the Pac-12 in every major defensive category (rushing defense, passing defense, pass efficiency defense, total defense and scoring defense).

Scalley fared well in his first coordinator assignment as well, with the 2015 Utes ranking first in the nation in net punting when he supervised the special teams.

Scalley also owns a long-standing track record as a widely respected recruiter. Utah's 2023 recruiting class was ranked No. 21 nationally by 247Sports, while Rivals.com rated Utah's 2012 recruiting class as the country's 25th best. In 2011, Rivals described Scalley as one of the top recruiters in the Pac-12 and a "recruiting coordinator on the rise."

He was Rivals' non-BCS recruiter of the year in 2010 and one of the top 25 recruiters in the nation overall. Rivals ranked Utah's 2010 recruiting class as the best by a school from a non-automatic qualifying conference and 32nd overall.

Scalley lettered for the Utes from 2001-04 and was the 2004 Mountain West co-Defensive Player of the Year, a second-team All-American by the Associated Press and SI.com and a unanimous first-team all-conference safety. He was a second-team All-MWC defensive back in 2003 and an honorable mention All-MWC punt returner in 2001 and 2002.

A native of Salt Lake City and graduate of Highland High School, Scalley is married to the former Liz Herrscher. They are the parents of two daughters and one son.



# UTAH ROSTERS

NO	NAME	POS	HT	WT	YR	HOMETOWN	PREVIOUS SCHOOL(S)
0	Logan Fano	DE	6-5	260	JR	Spanish Fork, Utah	BYU
0	Raycine Guillory	RB	5-9	190	FR	Fort Worth, Texas	Aledo
1	Rabbit Evans	S	6-1	205	SR	Jacksonville, Fla.	Blinn College
1	Wayshawn Parker	RB	5-10	205	SO	Richmond, Calif.	Washington State
2	Smith Snowden	CB	5-10	185	JR	Lehi, Utah	Skyridge
3	Levani Damuni	LB	6-3	234	GR	Providence, Utah	Stanford
3	Nate Johnson	ATH	6-1	200	JR	Clovis, Calif.	Clovis
4	Devon Dampier	QB	5-11	210	JR	Phoenix, Ariz.	New Mexico
4	Don Saunders	CB	6-4	195	JR	San Diego, Calif.	Texas A&M
5	Tao Johnson	S	6-1	200	JR	Idaho Falls, Idaho	Thunder Ridge HS
5	Otto Tia	TE	6-4	220	SR	Layton, Utah	Utah State
6	Nate Ritchie	S	6-2	207	JR	Cedar Hills, Utah	Lone Peak
6	Daidren Zipperer	WR	6-0	175	SO	Lakeland, Fla.	Lakeland Senior
7	Johnathan Hall	LB	6-1	226	JR	Katy, Texas	Katy
8	Lander Barton	LB	6-5	240	SR	Cottonwood Heights, Utah	Brighton
9	Elijah Davis	CB	6-0	185	JR	Winter Haven, Fla.	Auburndale Senior
9	Ryan Davis	WR	5-11	180	SR	Roswell, Ga.	New Mexico
10	Hunter Andrews	TE	6-3	230	FR	Magnolia, Texas	Magnolia
11	Rock Caldwell	CB	6-3	190	JR	Ypsilanti, Mich.	Garden City CC
11	Isaac Wilson	QB	6-0	210	SO	Draper, Utah	Corner Canyon
12	Jaylen Moson	CB	5-11	175	FR	Kennesaw, Ga.	Furman
12	Larry Simmons	WR	6-1	190	JR	Moss Point, Miss.	Southern Miss
13	Daniel Bray	RB	5-10	180	FR	Fort Worth, Texas	North Crowley
14	JC Hart	CB	6-2	202	SO	Loachapoka, Ala.	Auburn
14	Brendan Zurbrugg	QB	6-3	199	FR	Alliance, Ohio	Oklahoma
15	Byrd Ficklin	QB	6-1	200	FR	Muskogee, Okla.	Muskogee
15	Lance Holtzclaw	DE	6-3	245	JR	Boston, Mass.	Washington
16	Blake Cotton	CB	6-2	195	SR	Sherman Oaks, Calif.	UC Davis
16	Drew Cowart	QB	6-2	201	FR	Queen Creek, Ariz.	ALA Queen Creek
16	Cole Standage	CB	6-2	200	FR	Mesa, Ariz.	Mountain View HS
17	Dillon Curtis	K	6-2	190	FR	Murray, Utah	Murray
17	Rayshawn Glover	WR	5-8	175	JR	Rosenberg, Texas	Trinity Valley CC
18	Tobias Merriweather	WR	6-5	200	JR	West Camas, Wash.	California
19	Luca Caldarella	WR	6-4	195	SR	Cerritos, Calif.	Cerritos College
20	Mateaki Helu	LB	6-1	224	FR	Tooele, Utah	Stansbury HS
21	NaQuari Rogers	RB	5-10	210	SR	Virginia Beach, Va.	New Mexico
21	Nate Tilton	S	6-1	196	FR	Arlington, Texas	Mansfield Timberview HS
23	Jackson Bennee	S	6-2	190	SO	Holladay, Utah	Olympus HS
24	Moroni Anae	LB	6-2	225	SR	San Diego, Calif.	Riverside CC
24	Diezel Kamoku	WR	5-9	184	FR	Kahuku, Hawaii	Kahuku
25	Bryce Duke	RB	6-0	208	SR	Leesburg, Va.	Old Dominion
26	Isaiah Brown	CB	5-9	174	SO	Houston, Texas	Ridge Point
27	Devin Green	RB	5-11	211	SO	Sacramento, Calif.	UNLV
27	Tommy Nelson	S	6-3	193	FR	Salt Lake City, Utah	Olympus
28	Mana Carvalho	WR	5-9	175	FR	Laie, Hawaii	Kahuku
28	Anthony Hernandez	LB	5-10	192	FR	Park City, Utah	Northern Colorado
29	LaTristan Thompson	CB	5-10	180	FR	Mount Pleasant, Texas	Mount Pleasant
30	Kaden Kelley	LB	6-0	189	JR	Grantsville, Utah	Southern Utah
30	Jason Stokes Jr.	CB	6-2	184	FR	Cocoa Beach, Fla.	Weiss
31	Matt Clark	WR	5-11	181	FR	Mesa, Ariz.	Mountain View
31	Jack Evans	S	6-0	192	FR	Salt Lake City, Utah	Olympus
32	Omar Shah	RB	5-9	206	SO	Salt Lake City, Utah	Fort Hays State
32	Josh Sovereign	S	5-11	198	FR	Chandler, Ariz.	Williams Field
33	Kana'i Lopes	LB	6-3	228	FR	Las Vegas, Nev.	St. John Bosco
34	Ashton Olevao	S	6-0	200	FR	Salt Lake City, Utah	Highland
35	Frankie Goodson	RB	6-0	213	JR	Holladay, Utah	Palomar College
35	Cyrus Polu	LB	6-1	225	FR	St. George, Utah	Desert Hills
36	Brock Fonoimoana	S	6-1	200	FR	Laie, Hawaii	Kahuku
37	Trey Reynolds	LB	6-1	231	JR	Queen Creek, Ariz.	Queen Creek
37	Peyton Rice	WR	5-10	180	SO	Salt Lake City, Utah	Olympus
38	Junior Coughlin	WR	6-0	176	FR	Lehi, Utah	Skyridge
39	Manny Fuller	S	5-9	190	FR	El Paso, Texas	Del Valle
39	Bryan Spotwood	WR	5-9	170	SO	Mansfield, Texas	Navarro College
40	Paul Fitzgerald	DE	6-4	256	JR	Idaho Falls, Idaho	Utah State
41	Ryker Kemp	DE	6-6	244	FR	Ponte Vedra Beach, Fla.	Ponte Vedra
42	Christian Thatcher	LB	6-2	221	FR	Las Vegas, Nev.	Arbor View
43	Grady Mareko	LB	6-1	231	SO	Leone, American Samoa	Leone
44	Logan Castor	SN	6-6	240	JR	Cottonwood Heights, Utah	Brighton
44	Sione Motuapuaka	DT	5-11	276	FR	Las Vegas, Nev.	Bishop Gorman
45	Pupu Sepulona	DT	6-2	298	FR	Kalihi, Hawaii	St. Louis
46	Robert Petrich	K	6-3	189	SO	San Diego, Calif.	San Diego Mesa College
47	Charlie King	LS	6-5	203	FR	Holland, Mich.	Holland Christian
48	Alex Cloward	DE	6-3	247	SO	Salem, Utah	Salem Hills
49	Mike Tauteoli	DT	6-4	300	SO	Midvale, Utah	Brighton
51	Karson Kaufusi	DT	6-6	305	FR	Holladay, Utah	Skyline
51	Kamilo Raass	OL	5-11	260	FR	Hauula, Hawaii	Kahuku
52	Michael Mokofisi	OL	6-4	315	SR	Woods Cross, Utah	Woods Cross
55	Spencer Fano	OL	6-6	308	JR	Spanish Fork, Utah	Timpview
58	Kalolo Ta'aga	OL	6-7	325	FR	East Palo Alto, Calif.	USC
62	Solatoa Moea'i	OL	6-4	325	JR	Laie, Hawaii	Punahou School
64	Reece Parmenter	OL	6-5	319	SO	St. George, Utah	Crimson Cliffs
66	Brennan Molina	OL	6-1	260	FR	Kihei, Hawaii	Saint Louis School

NO	NAME	POS
75	Roger Alderman	OL
24	Moroni Anae	LB
10	Hunter Andrews	TE
80	Bryson Baker	WR
8	Lander Barton	LB
96	Dilan Battle	DT
23	Jackson Bennee	S
88	Dallen Bentley	TE
86	Jackson Bolender	WR
13	Daniel Bray	RB
26	Isaiah Brown	CB
81	JJ Buchanan	TE
83	Daylin Caamano	WR
19	Luca Caldarella	WR
11	Rock Caldwell	CB
28	Mana Carvalho	WR
44	Logan Castor	SN
97	Joey Cheek	K
31	Matt Clark	WR
84	Drew Clemens	TE
48	Alex Cloward	DE
16	Blake Cotton	CB
38	Junior Coughlin	WR
16	Drew Cowart	QB
17	Dillon Curtis	K
90	John Henry Daley	DE
4	Devon Dampier	QB
3	Levani Damuni	LB
9	Elijah Davis	CB
9	Ryan Davis	WR
93	Kash Dillon	DE
25	Bryce Duke	RB
83	Elijah Elliss	LB
1	Rabbit Evans	S
31	Jack Evans	S
0	Logan Fano	DE
55	Spencer Fano	OL
15	Byrd Ficklin	QB
40	Paul Fitzgerald	DE
36	Brock Fonoimoana	S
92	John Frank Jr.	DE
39	Manny Fuller	S
72	Isaiah Garcia	OL
17	Rayshawn Glover	WR
35	Frankie Goodson	RB
27	Devin Green	RB
0	Raycine Guillory	RB
7	Johnathan Hall	LB
77	Nick Hallock	OL
79	Alex Harrison	OL
14	JC Hart	CB
20	Mateaki Helu	LB
28	Anthony Hernandez	LB
15	Lance Holtzclaw	DE
3	Nate Johnson	ATH
5	Tao Johnson	S
94	Jaxson Jones	DE
24	Diezel Kamoku	WR
51	Karson Kaufusi	DT
30	Kaden Kelley	LB
41	Ryker Kemp	DE
47	Charlie King	LS
68	Jaren Kump	OL
91	Jonah Lea'ea	DT
71	Caleb Lomu	OL
33	Kana'i Lopes	LB
43	Grady Mareko	LB
18	Tobias Merriweather	WR
62	Solatoa Moea'i	OL
52	Michael Mokofisi	OL
66	Brennan Molina	OL
12	Jaylen Moson	CB
44	Sione Motuapuaka	DT
27	Tommy Nelson	S
87	Mitch Nielsen	TE
34	Ashton Olevao	S
74	Keith Olson	OL
1	Wayshawn Parker	RB
64	Reece Parmenter	OL
78	Taniela Pepa	DT
46	Robert Petrich	K



# UTAH ROSTERS

NO	NAME	POS	HT	WT	YR	HOMETOWN	PREVIOUS SCHOOL(S)
67	Soren Shinofield	OL	6-6	304	FR	Greenwood Village, Colo.	Cherry Creek
68	Jaren Kump	OL	6-6	315	SR	Riverton, Utah	Herriman
71	Caleb Lomu	OL	6-6	308	SO	Gilbert, Ariz.	Highland
72	Isaiah Garcia	OL	6-5	310	FR	Magna, Utah	Corner Canyon
73	Tanoa Togiai	OL	6-6	321	SR	Rigby, Idaho	Rigby
74	Keith Olson	OL	6-6	307	JR	Napavine, Wash.	Napavine
75	Roger Alderman	OL	6-4	302	SO	Sonora, Calif.	Sonora
76	Zereoue Williams	OL	6-8	305	SR	Phoenix, Ariz.	Mountain Pointe
77	Nick Hallock	OL	6-4	275	FR	South Jordan, Utah	Bingham
78	Taniela Pepa	DT	6-1	297	FR	South Jordan, Utah	Bingham
79	Alex Harrison	OL	6-5	309	SR	Bountiful, Utah	Viewmont
80	Bryson Baker	WR	6-1	185	FR	Fresno, Calif.	Sanger
80	Creed Whittemore	WR	5-11	182	SO	Gainesville, Fla.	Mississippi State
81	JJ Buchanan	TE	6-3	225	FR	Henderson, Nev.	Coronado
82	Justin Stevenson	WR	6-2	195	SO	Philadelphia, Pa.	Wyoming
83	Daylin Caamano	WR	6-2	181	WR	Long Beach, Calif.	Nevada
83	Elijah Elliss	LB	6-2	225	FR	Farmington, Utah	Layton Christian
84	Drew Clemens	TE	6-4	225	FR	Kansas City, Mo.	Oak Park
85	Broderick Redden	TE	6-4	233	FR	San Clemente, Calif.	San Clemente
86	Jackson Bolender	WR	6-0	184	FR	Houston, Texas	The Woodlands
87	Mitch Nielsen	TE	6-1	23	FR	Farmington, Utah	Farmington
88	Dallen Bentley	TE	6-4	259	SR	Taylorsville, Utah	Snow College
90	John Henry Daley	DE	6-4	255	SO	Alpine, Utah	BYU
91	Jonah Lea ea	DT	6-5	285	SO	San Mateo, Calif.	Bishop Gorman
92	John Frank Jr.	DE	6-2	239	SO	Holladay, Utah	Olympus
92	Orion Phillips	P	6-3	180	SO	Sandringham, Australia	Missouri
93	Kash Dillon	DE	6-5	252	FR	Draper, Utah	Corner Canyon
94	Jaxson Jones	DE	6-2	238	FR	Blythe, Calif.	Oregon
95	Aliki Vimahi	DT	6-4	302	GR	Kahuku, Hawaii	Kahuku
96	Dilan Battle	DT	6-2	320	FR	Arlington, Texas	LSU
97	Joey Cheek	K	5-11	192	SO	San Diego, Calif.	Cathedral Catholic
98	Dallas Vakalahi	DT	6-2	318	SO	West Valley, Utah	West
99	Semi Taulanga	TE	5-11	317	FR	Santa Ana, Calif.	Mater Dei

NO	NAME	POS
92	Orion Phillips	P
35	Cyrus Polu	LB
51	Kamilo Raass	OL
85	Broderick Redden	TE
37	Trey Reynolds	LB
37	Peyton Rice	WR
6	Nate Ritchie	S
21	NaQuari Rogers	RB
4	Don Saunders	CB
45	Pupu Sepulona	DT
32	Omar Shah	RB
67	Soren Shinofield	OL
12	Larry Simmons	WR
2	Smith Snowden	CB
32	Josh Sovereign	S
39	Bryan Spotwood	WR
16	Cole Standage	CB
82	Justin Stevenson	WR
30	Jason Stokes Jr.	CB
58	Kalolo Ta'aga	OL
99	Semi Taulanga	TE
49	Mike Tauteoli	DT
42	Christian Thatcher	LB
29	LaTristan Thompson	CB
5	Otto Tia	TE
21	Nate Tilton	S
73	Tanoa Togiai	OL
98	Dallas Vakalahi	DT
95	Aliki Vimahi	DT
80	Creed Whittemore	WR
76	Zereoue Williams	OL
11	Isaac Wilson	QB
6	Daidren Zipperer	WR
14	Brendan Zurbrugg	QB

# UTAH ASSISTANT COACHES



**JASON BECK**  
Offensive Coordinator



**JIM HARDING**  
Assistant Head Coach  
Offensive Line



**SHARRIEFF SHAH**  
Special Teams Coord.  
Cornerbacks

Tight Ends/Recruiting Coordinator .....Freddie Whittingham  
 Defensive Ends .....Lewis Powell  
 Running Backs .....Mark Atuaia  
 Defensive Tackles .....Luther Elliss  
 Linebackers .....Colton Swan  
 Wide Receivers .....Micah Simon  
 Offensive Graduate Assistant.....Kammy Delp  
 Defensive Graduate Assistant.....Jordan Fogal

Defensive Graduate Assistant.....Brandon McKinney  
 Offensive Analyst.....Ryan Blakney  
 Offensive Analyst/Quarterbacks .....Koy Detmer Jr.  
 Offensive Analyst/Offensive Line.....Isaac Asiatu  
 Defensive Analyst.....Vince Conti  
 Senior Special Teams Analyst.....Jake Cookus  
 Special Teams Analyst.....Dom Conti  
 Director of Strength & Conditioning .....Doug Elisaia



# PRONUNCIATION GUIDE



## PLAYERS

Rowdy Bauer	BOW-er
Janiran Bonner	juh-NIGH-run
Marques Buford Jr.	marr-KEESE
Jamir Conn	juh-MEER
Conor Connealy	kuh-KNEEL-ee
Kyle Cunanan	cue-NAN-un
Marcos Davila	marr-KOSE DAH-vee-luh
Thomas D'Onofrio	deh-NOFF-ree-oh
Aidan Flege	FLEG-ee
Kevin Gallic	GAL-ick
Vincent Genatone	GINN-uh-tone
Gunnar Gottula	guh-TOO-luh
Heinrich Haarberg	HINE-rick HARR-burg
David Hoffken	DAW-vid HUFF-kinn
John Hohl	HOLE
Nyziah Hunter	nigh-ZAY-uh
Eric Ingwersen	ING-ger-sinn
Elijah Jeudy	JUDY
Houston Ka'aha'aina-Torres	caw-AW-hah-HEY-nuh TORE-ess
Tyler Knaak	kuh-NOCK
Brock Knutson	kuh-NEWT-son
Kamdyn Koch	COOK
Sua Lefotu	leh-FOE-too
Henry Lutovsky	loo-TAUV-skee
Jason Maciejczak	muh-CHAY-chock
Isaiah Mozee	MO-zee
Williams Nwaneri	wuh-NAIR-ee
Jordan Ochoa	oh-CHO-uh
Kade Pietrzak	PET-chock
Teddy Prochazka	pro-HAH-skuh
Amare Sanders	uh-MAR-ee
DeShon Singleton	dee-SHAWN
Bode Soukup	SOAK-up
Gage Stenger	STANG-er
Brian Tapu	TAW-poo
Preston Taumua	taw-uh-MOO-uh
Trent Uhler	YOU-lurr
Marques Watson-Trent	mar-KWESS
Ceyair Wright	cee-AIR
Javin Wright	JAY-vinn



## PLAYERS

Jackson Bennee	benny
Dallen Bentley	DALL-in ('dall' like Dallas)
Daylin Caamano	kuh-MAH-no
Mana Carvalho	MAH-nah car-VALL-yo
Devon Dampier	devin dam-PEER
Levani Damuni	leh-VON-ee duh-MOO-nee
Spencer/Logan Fano	FAWN-oh
Byrd Ficklin	bird
Brock Fonoimoana	fah-noy-mo-ah-na
Mateaki Helu	mah-tee-AH-kee hel-ou
Tao Johnson	TAY-oh
Diezel Kamoku	diesel
Jonah Lea'ea	lay-uh-ay-uh
Kana'i Lopes	kuh-NYE lopez
Grady Mareko	mar-uh-koe
Michael Mokofisi	mo-ko-FEE-see
Sione Motuapuaka	see-OH-nay mo-tua-pu-AH-KAH
Ashton Olevao	OH-luh-vow
Robert Petrich	pet-rich
Orion Phillips	oh-ryan
Cyrus Polu	POE-lou
Kamilo Raass	ross
NaQuari Rogers	na-CARR-ee
Semi Taulanga	tou-LONG-uh
Tanoa Togiai	tuh-NO-uh TOE-gee-eye
Dallas Vakalahi	vah-kah-LAH-hee
Aliki Vimahi	uh-LEE-key vee-MAH-hee
Creed Whittemore	WHITT-uh-more
Zereoue Williams	ZARE-oh-way
Daidren Zipperer	DAY-dren zipper-er



# ALLEGiant STADIUM



After staging the first 28 Las Vegas Bowls at now-closed Sam Boyd Stadium, the game moved to Allegiant Stadium for the first time in 2021.

Located adjacent to the world-famous Las Vegas Strip, Allegiant Stadium is a global events destination, highlighted by the arrival of the NFL's iconic Raiders in 2020. Allegiant Stadium, which won "Best Venue" honors at the 2020 World Football Summit Industry Awards, is ideally located for both visitors and locals, fully enclosed and climate-controlled with a capacity of up to 65,000 (58,000 for the Las Vegas Bowl). The technologically advanced stadium hosts world-class entertainment, including concerts and sporting events such as the Pac-12 Championship Game and the

Vegas Kickoff Classic and serves as the home of UNLV Football. The stadium project is expected to generate an economic benefit of \$620 million annually while creating 6,000 permanent jobs in Southern Nevada.

In addition, the stadium hosted Super Bowl LVIII (February 11, 2024) as well as the 2022 NFL Pro Bowl presented by Verizon and the 2022 NFL Draft.

For more information on Allegiant Stadium, visit [allegiantstadium.com](http://allegiantstadium.com).

## ALLEGiant STADIUM QUICK FACTS

<b>Groundbreaking:</b>	Nov. 13, 2017
<b>Construction:</b>	Jan. 2018-July 2020
<b>First Football Game:</b>	Raiders vs. Saints, Sept. 21, 2020
<b>First College Game:</b>	UNLV vs. UNR, Oct. 31, 2020
<b>Cost:</b>	\$1.9 billion
<b>Capacity:</b>	58,000 for LV Bowl (can expand to 65,000)
<b>Playing Surfaces:</b>	Artificial for LV Bowl / Natural Grass for NFL
<b>Suites:</b>	127
<b>Club Seats:</b>	8,000
<b>Escalators:</b>	48
<b>Elevators:</b>	22
<b>Doors:</b>	2,200
<b>Structural Steel:</b>	28,000 tons
<b>Trees Planted:</b>	425
<b>Concrete:</b>	105,000 cubic yards (enough to build a sidewalk from LA to Vegas)
<b>South Video Board:</b>	11,000 square feet

## LAS VEGAS BOWL TOP-10 CROWDS (SAM BOYD STADIUM)

<u>RK</u>	<u>ATT</u>	<u>YEAR</u>	<u>RESULT</u>
1.	44,615	2006	BYU 38, Oregon 8
2.	42,213	2015	Utah 35, BYU 28
3.	42,178	2013	USC 45, Fresno State 20
4.	41,923	2010	Boise State 26, Utah 3
5.	40,712	2007	BYU 17, UCLA 16
6.	40,053	2005	Cal 35, BYU 28
7.	40,047	2008	Arizona 31, BYU 21
8.	40,018	2009	BYU 44, Oregon State 20
9.	37,146	2018	Fresno State 31, Arizona State 20
10.	36,432	2017	Boise State 38, Oregon 28





## BOWL HALL OF FAME

The Las Vegas Bowl Hall of Fame welcomed its third class in 2021 to help commemorate reaching the game's 30-year milestone.

The group was made up of college football's all-time winningest starting quarterback, Kellen Moore (Player), the only head coach to go 4-0 in the bowl game, Chris Petersen (Coach), and former ESPN executive Pete Derzis (Contributor), who had a big hand in growing the game into its current form. The Hall of Fame inductees were recognized at the ONEVEGAS gala at Allegiant Stadium December 29 as well as at the game the following evening.

"Three decades is a milestone for our game to reach and playing on a new date with our new matchup in our new home at Allegiant Stadium makes this year even more special," said Saccenti. "This impressive class will make it even more memorable. Coach Petersen was perfect in our game while representing two different schools. His former quarterback, Kellen Moore, also did not lose a Las Vegas Bowl and closed his storied collegiate career with us. And I have had the pleasure of working for and with Pete Derzis for 20 years, during which our game developed into a can't-miss event every December."

The Las Vegas Bowl Hall of Fame welcomes a class every five years but there is no time requirement to be eligible for induction. While there is no minimum or maximum amount of honorees in a class, inductees fall under the following categories: Player, Coach, Founder or Contributor.



### PETE DERZIS BOWL CONTRIBUTOR

As a senior executive at ESPN Events, became a visionary leader of college football bowl games ... The Las Vegas Bowl became the first ESPN-owned bowl in 2001 ... Instrumental in the development of the Las Vegas Bowl into one of the company's premier annual events ... Oversaw the addition of the Pac-12 Conference as a partner league of the bowl in 2002 ... Helped the game grow into a major economic boost for Southern Nevada each December while featuring teams from the Pac-12 Conference and Mountain West ... Helped secure the Las Vegas Bowl's new alignment of three top conferences (Pac-12, SEC and Big Ten) that feature 40 powerhouse brands spanning the nation ... In March 2021, retired as Senior Vice President for College Sports Programming and ESPN Events on his 31st anniversary working at ESPN.

### KELLEN MOORE QB, BOISE STATE LAS VEGAS BOWL 2010 & 2011

### CHRIS PETERSEN HEAD COACH, BOISE STATE & WASHINGTON LAS VEGAS BOWL 2010, 2011, 2012 & 2019

Compiled a 4-0 coaching record in the Las Vegas Bowl ... One of only two coaches to win a Las Vegas Bowl at two different schools ... Only head coach to be undefeated in the Las Vegas Bowl with more than two appearances...Led Boise State to a 26-3 win over Utah in 2010 ... Led Boise State to a 56-24 win over Arizona State in 2011 ... Led Boise State to a 28-26 win over Washington in 2012 ... Led Washington to a 38-7 win over Boise State in 2019 ... Coached his final game as head coach in the 2019 Las Vegas Bowl ... Compiled a 92-12 overall record at Boise State from 2006-12 ... Compiled a 55-26 overall record at Washington from 2014-19...Paul "Bear" Bryant Award winner in 2006 and 2009 ... Bobby Dodd Coach of the Year Award winner in 2010.

Undefeated as a starter in the Las Vegas Bowl (2-0) ... Voted MVP of 2010 Las Vegas Bowl ... Led the No. 10 Broncos from the WAC to a 26-3 victory over No. 19 Utah from the Mountain West in 2010 ... Threw for 339 yards on 29-of-38 passing attempts ... Led the No. 6 Broncos from the Mountain West to a 56-24 win over Arizona State of the Pac-12 ... Completed 26-of-34 attempts for 293 yards and two more touchdowns ... Closed his collegiate career by becoming the first quarterback to reach the 50-win mark in history (50-3) ... Named First Team All-America by the Football Writers Association of America in 2010 ... 2011 Mountain West Offensive Player of the Year ... 2010 WAC Co-Offensive Player of the Year and finished fourth in the Heisman Trophy balloting ... Spent six seasons in the NFL with the Detroit Lions (2012-14) and Dallas Cowboys (2015-17) before moving into coaching.



## BOWL HALL OF FAME

The Las Vegas Bowl commemorated reaching the 20-year milestone in 2011 by inducting an inaugural class of four individuals into a newly created Hall of Fame. The group was inducted at the annual Kickoff Luncheon on Dec. 21, 2011, as well being recognized again at the bowl game the following evening. The inaugural class in 2011 featured Steven Jackson (Oregon State running back), Anthony Calvillo (Utah State quarterback), John Robinson (UNLV head coach) and Rossi Ralenkotter (founding father). The 2016 class welcomed Marshawn Lynch (Cal running back), Brent Musburger (broadcaster) and Rob Dondero (founder).

### STEVEN JACKSON RB, OREGON STATE

LAS VEGAS BOWL XII - DEC. 24, 2003

Born and raised in Las Vegas, Jackson signed with Oregon State after starring at Eldorado High School ... Led the Beavers to a 55-14 blowout victory on Christmas Eve 2003 ... Voted bowl MVP after tying NCAA bowl record with five total touchdowns (four rushing, one receiving) to go with 149 yards rushing ... Selected in the first round (24th overall) in the 2004 NFL Draft by the St. Louis Rams and is now in his ninth pro season.

### ANTHONY CALVILLO QB, UTAH STATE

LAS VEGAS BOWL II - DEC. 18, 1993

The California native helped Utah State win the 1993 co-Big West Conference championship and an automatic bid to its first bowl game since 1961 ... Completed 25 of 39 passes for 286 yards and three touchdowns in leading the Aggies to a thrilling 42-33 victory over Ball State ... It was the first and only bowl victory in the school's now-114 years of football history ... Voted the game's MVP ... Went on to become the CFL's all-time leading passer.

### JOHN ROBINSON HEAD COACH, UNLV

LAS VEGAS BOWL IX - DEC. 21, 2001

The former USC and NFL coach took over UNLV in 1999 and one year later led the Rebels to their first bowl appearance in six seasons ... UNLV earned an at-large bid to the Las Vegas Bowl and defeated Arkansas 31-14 ... The Razorbacks were the only SEC team to ever play in Las Vegas ... Victory over Houston Nutt's squad gave Robinson the best winning percentage (.888) in NCAA bowl history for anyone with at least eight appearances (8-1 all-time in bowls).

### MARSHAWN LYNCH RB, CALIFORNIA

LAS VEGAS BOWL XIV - DEC. 22, 2005

A native of the Bay Area, Lynch helped hometown Cal to a 35-28 victory over BYU in the 2005 Las Vegas Bowl while turning in one of the top offensive performances in the event's history ... He earned MVP honors after carrying the ball 24 times for 194 yards and three touchdowns and catches two passed for 27 yards vs. the Cougars ... The 194 yards is the third-most in a Las Vegas Bowl and he is one of just six players to rush for at least three TDs in a game ... The following season he was a first team All-America selection and the 2006 Pac-10 Offensive Player of the Year before being selected in the first round (12th Overall) of the 2007 NFL Draft by the Buffalo Bills ... Lynch played nine total seasons in the NFL, including 2010-15 for the Seattle Seahawks and was a five-time NFL Pro Bowl honoree ... He revived his career this season with the Oakland Raiders.

### ROB DONDERO FOUNDING FATHER

Dondero helped make the game a reality a quarter-century ago and then see tremendous growth under his current leadership as president of the bowl's committee ... Born and raised in Las Vegas, he would become one of his hometown's biggest champions and currently serves as Executive Vice President of R&R Partners, Inc. ... With a decades-long track record in the tourism industry, Dondero has had a hand in marketing world-class sporting events through his R&R Events division, including helping bring a college bowl game to town by securing the slot from the defunct California Raisin Bowl and moving the game to Southern Nevada in 1992.

## CLASS OF 2011



### ROSSI RALENKOTTER FOUNDING FATHER

As President and CEO of the Las Vegas Convention and Visitors Authority (LVCVA), Ralenkotter was responsible for marketing Las Vegas and Southern Nevada as the world's most desirable destinations for leisure and business travel ... Was instrumental in securing the bowl slot from the defunct California Raisin Bowl and moving the game from Fresno to Las Vegas in time for the 1992 season ... Helped the game grow into a major economic boost for Southern Nevada each December.

## CLASS OF 2016

### BRENT MUSBURGER BOWL CONTRIBUTOR

One of the most recognized and prominent voices in the history of sports television, Musburger served as a host and play-by-play commentator for multiple sports across ESPN and ABC ... Including the 2016 game, he called seven Las Vegas Bowls, which is tied for the most ever for any play-by-play announcer ... He retired from network broadcasting following the bowl game after he primarily worked college football and basketball game telecasts, highlighted by SEC Network beginning in 2014 and on ESPN's Big 12 Big Monday college basketball games since the 2009-10 season ... The Billings, Montana, native attended Northwestern University's Medill School of Journalism and his broadcast career began in 1968 as sports director at WBBM-TV in Chicago.





# ALL-TIME RESULTS

## SRS Distribution Las Vegas Bowl (2021-Present)

Date	Result	Attendance	Head Coaches	Game MVP
12/27/24	USC 35, Texas A&M 31	26,671	Lincoln Riley/Mike Elko	Ja'Kobi Lane, WR, USC
12/23/23	Northwestern 14, Utah 7	20,897	David Braun/Kyle Whittingham	Ben Bryant, QB, Northwestern
12/17/22	No. 14 Oregon State 30, Florida 3	29,650	Johnathan Smith/Billy Napier	Ben Gulbranson, QB, Oregon State
12/30/21	Wisconsin 20, Arizona State 13	32,515	Paul Cryst/Herm Edwards	Braelon Allen, RB, Wisconsin

## Mitsubishi Motors Las Vegas Bowl (2018-19)

Date	Result	Attendance	Head Coaches	Game MVP
12/21/19	Washington 38, No. 18 Boise State 7	34,197	Chris Petersen/Bryan Harsin	Elijah Molden, DB, Washington
12/15/18	Fresno State 31, Arizona State 20	37,146	Jeff Tedford/Herm Edwards	Ronnie Rivers, RB, Fresno State

## Las Vegas Bowl (2016-17)

Date	Result	Attendance	Head Coaches	Game MVP
12/16/17	Boise State 38, Oregon 28	36,432	Bryan Harsin/Mario Cristobal*	Cedrick Wilson, WR, Boise State
12/17/16	San Diego State 34, Houston 10	29,286	Rocky Long/Major Applewhite	Donnel Pumphrey, RB, San Diego State

## Royal Purple Las Vegas Bowl (2013-15)

Date	Result	Attendance	Head Coaches	Game MVP
12/19/15	Utah 35, BYU 28	42,213	Kyle Whittingham/Bronco Mendenhall	Tevin Carter, DB, Utah
12/20/14	Utah 45, Colorado State 10	33,067	Kyle Whittingham/Dave Baldwin*	Travis Wilson, QB, Utah
12/21/13	USC 45, Fresno State 20	42,178	Clay Helton*/Tim DeRuyter	Cody Kessler, QB, USC

## MAACO Bowl Las Vegas (2009-12)

Date	Result	Attendance	Head Coaches	Game MVP
12/22/12	Boise State 28, Washington 26	33,217	Chris Petersen/Steve Sarkisian	Bishop Sankey, RB, Washington
12/22/11	Boise State 56, Arizona State 24	35,720	Chris Petersen/Dennis Erickson	Doug Martin, RB, Boise State
12/22/10	Boise State 26, Utah 3	41,923	Chris Petersen/Kyle Whittingham	Kellen Moore, QB, Boise State
12/22/09	BYU 44, Oregon State 20	40,018	Bronco Mendenhall/Mike Riley	Max Hall, QB, BYU

## Pioneer Las Vegas Bowl (2007-08)

Date	Result	Attendance	Head Coaches	Game MVP
12/20/08	Arizona 31, BYU 21	40,047	Mike Stoops/Bronco Mendenhall	Willie Tuitama, QB, Arizona
12/22/07	BYU 17, UCLA 16	40,712	Bronco Mendenhall/DeWayne Walker*	Austin Collie, WR, BYU

## Pioneer Purevision Las Vegas Bowl (2003-06)

Date	Result	Attendance	Head Coaches	Game MVP
12/21/06	BYU 38, Oregon 8	44,615	Bronco Mendenhall/Mike Belotti	Jonny Harline, TE, BYU
12/22/05	California 35, BYU 28	40,053	Jeff Tedford/Bronco Mendenhall	Marshawn Lynch, RB, California
12/23/04	Wyoming 24, UCLA 21	27,784	Joe Glenn/Karl Dorrell	Corey Bramlet, QB, Wyoming

## Las Vegas Bowl (2003)

Date	Result	Attendance	Head Coaches	Game MVP
12/24/03	Oregon State 55, New Mexico 14	25,437	Mike Riley/Rocky Long	Steven Jackson, RB, Oregon State

## Sega Sports Las Vegas Bowl (2001-02)

Date	Result	Attendance	Head Coaches	Game MVP
12/25/02	UCLA 27, New Mexico 13	30,324	Ed Kezirian*/Rocky Long	Craig Bragg, WR, UCLA
12/25/01	Utah 10, USC 6	30,894	Ron McBride/Pete Carroll	Dameon Hunter, RB, Utah





# ALL-TIME RESULTS

## Las Vegas Bowl (2000)

Date	Result	Attendance	Head Coaches	Game MVP
12/21/00	UNLV 31, Arkansas 14	29,113	John Robinson/Houston Nutt	Jason Thomas, QB, UNLV

## EA Sports Las Vegas Bowl (1999)

Date	Result	Attendance	Head Coaches	Game MVP
12/18/99	Utah 17, Fresno State 16	28,227	Ron McBride/Pat Hill	Mike Anderson, RB, Utah

## Las Vegas Bowl (1998)

Date	Result	Attendance	Head Coaches	Game MVP
12/19/98	North Carolina 20, San Diego State 13	21,429	Carl Torbush/Ted Tollner	Ronald Curry, QB, North Carolina

## Las Vegas Bowl presented by Reno Air (1997)

Date	Result	Attendance	Head Coaches	Game MVP
12/20/97	Oregon 41, Air Force 13	21,514	Mike Belotti/Fisher DeBerry	Pat Johnson, WR, Oregon

## Las Vegas Bowl (1992-96)

Date	Result	Attendance	Head Coaches	Game MVP
12/18/96	Nevada 18, Ball State 15	10,118	Jeff Tisdell/Bill Lynch	Mike Crawford, LB, Nevada
12/14/95	Toledo 40, Nevada 37 (OT)	12,500	Gary Pinkel/Chris Ault	Wasean Tait, RB, Toledo
12/15/94	UNLV 52, Central Michigan 24	17,562	Jeff Horton/Dick Flynn	Henry Bailey, WR, UNLV
12/17/93	Utah State 42, Ball State 33	15,508	Charlie Weatherbie/Paul Schudel	Anthony Calvillo, QB, Utah State
12/18/92	Bowling Green 35, Nevada 34	15,476	Gary Blackney/Chris Ault	Erik White, QB, Bowling Green

\*Interim Head Coach





# RECORD BOOK: INDIVIDUAL

## RUSHING

### Most Attempts:

34	Mike Anderson, Utah, 1999 vs. Fresno State
33	Proffail Grier, Utah State, 1993 vs. Ball State
31	Doug Martin, Boise State, 2011 vs. Arizona State
31	Wasean Tait, Toledo, 1995 vs. Nevada
30	Bishop Sankey, Washington, 2012 vs. Boise State

### Most Net Yards:

254	Mike Anderson, Utah, 1999 vs. Fresno State
212	Ronnie Rivers, Fresno State, 2018 vs. Arizona State
205	Bishop Sankey, Washington, 2012 vs. Boise State
194	Marshawn Lynch, Cal, 2005 vs. BYU
185	Wasean Tait, Toledo, 1995 vs. Nevada
162	Devontae Booker, Utah, 2014 vs. Colorado State
159	Braelon Allen, Wisconsin, 2021 vs. Arizona State

### Most Touchdowns:

4	Steven Jackson, Oregon State, 2003 vs. New Mexico
4	Wasean Tait, Toledo, 1995 vs. Nevada
3	Travis Wilson, Utah, 2014 vs. Colorado State
3	Marshawn Lynch, Cal, 2005 vs. BYU
3	Kin Minor, Nevada, 1995 vs. Toledo
3	Henry Bailey, UNLV, 1994 vs. Central Michigan

### Best Average Per Carry: (Min. 10 Attempts)

9.6	DeJohn Branch, UNLV, 1994 vs. Central Michigan (13-125)
9.3	Ronald Curry, UNC, 1998 vs. San Diego State (10-93, 1 TD)
8.8	Saladin McCullough, Oregon, 1997 vs. Air Force (17-150, 1 TD)
8.6	Doug Martin, Boise State, 2010 vs. Utah (17-147-1 TD)
8.3	Travis Wilson, Utah, 2014 vs. Colorado State (11-91, 3 TD)

### Most Net Yards By A Quarterback:

91	Travis Wilson, Utah, 2014 vs. Colorado State
59	Ryan Huzjak, Toledo, 1995 vs. Nevada
51	Dennis Dixon, Oregon, 2006 vs. BYU
50	Anthony Calvillo, Utah State, 1993 vs. Ball State
46	Marcel Reed, Texas A&M, 2024 vs. USC

### Most Touchdowns By A Quarterback:

3	Travis Wilson, Utah, 2014 vs. Colorado State
---	--

## PASSING

### Most Attempts:

54	Derek Carr, Fresno State, 2013 vs. USC
53	John Beck, BYU, 2005 vs. Cal
49	Mike Maxwell, Nevada, 1995 vs. Toledo
47	Brock Osweiler, Arizona State, 2011 vs. Boise State
46	2 Times (Last: Max Hall, BYU, 2008 vs. Arizona)

### Most Completions:

35	John Beck, BYU, 2005 vs. Cal
30	Derek Carr, Fresno State, 2013 vs. USC
30	Brock Osweiler, Arizona State, 2011 vs. Boise State
30	Max Hall, BYU, 2008 vs. Arizona
29	Mike Maxwell, Nevada, 1995 vs. Toledo

### Most Yards:

395	Brock Osweiler, Arizona State, 2011 vs. Boise State
375	John Beck, BYU, 2006 vs. Oregon
362	Brett Rypien, Boise State, 2017 vs. Oregon
352	John Beck, BYU, 2005 vs. Cal
344	Cody Kessler, USC, 2013 vs. Fresno State

### Most Touchdown Passes:

4	Jayden Maiava, USC, 2024 vs. Texas A&M
4	Cody Kessler, USC, 2013 vs. Fresno State
3	Max Hall, BYU, 2009 vs. Oregon State
3	John Beck, BYU, 2005 vs. Cal
3	Jason Maas, Oregon, 1997 vs. Air Force
3	Anthony Calvillo, Utah State, 1993 vs. Ball State

### Highest Completion Percentage: (Min. 10 Attempts)

.764	Kellen Moore, Boise State, 2011 vs. Arizona State (26-34, 293 yards, 2 TD)
.736	Kellen Moore, Boise State, 2010 vs. Utah (28-38, 339 yards, 2 TD)
.735	Greg Ward Jr., Houston, 2016 vs. San Diego State (25-34, 229 yards)
.733	Graham Mertz, Wisconsin, 2021 vs. Arizona State (11-15, 137 yards, 1 TD)
.733	Cody Kessler, USC, 2013 vs. Fresno State (22-30, 344 yards, 4 TD)

### Most Interceptions Thrown:

4	Greg Ward Jr., Houston, 2016 vs. San Diego State
3	Jayden Maiava, USC, 2024 vs. Texas A&M
3	Tanner Mangum, BYU, 2015 vs. Utah

## RECEIVING

### Most Receptions:

14	Alex Van Dyke, Nevada, 1995 vs. Toledo
13	Gerrell Robinson, Arizona State, 2011 vs. Boise State
12	Austin Pettis, Boise State, 2010 vs. Utah
12	Nathan Meikle, BYU, 2005 vs. Cal
11	Austin Collie, BYU, 2008 vs. Arizona

### Most Yards:

241	Gerrell Robinson, Arizona State, 2011 vs. Boise State
221	Cedrick Wilson, Boise State, 2017 vs. Oregon
181	Jonny Harline, BYU, 2006 vs. Oregon
176	Alex Van Dyke, Nevada, 1995 vs. Toledo
169	Pat Johnson, Oregon, 1997 vs. Air Force

### Most Touchdowns:

3	Ja'Kobi Lane, USC, 2024 vs. Texas A&M
2	Marqise Lee, USC, 2013 vs. Fresno State
2	Nelson Agholor, USC, 2013 vs. Fresno State
2	Holden Huff, Boise State, 2012 vs. Washington
2	DeSean Jackson, Cal, 2005 vs. BYU
2	Craig Bragg, UCLA, 2004 vs. Wyoming
2	Nate Turner, UNLV, 2000 vs. Arkansas
2	Pat Johnson, Oregon, 1997 vs. Air Force
2	Tony Hartley, Oregon, 1997 vs. Air Force
2	Damond Wilkins, Nevada, 1996 vs. Ball State
2	Terrance McMillan, Central Michigan, 1994 vs. UNLV

### Average Per Catch: (Min. 3 Catches)

33.8	Pat Johnson, Oregon, 1997 vs. Air Force (5-169, 2TD)
28.8	Tyler Holden, Wyoming, 2004 vs. UCLA (4-115, 1TD)
27.8	Terrell Turner, Arizona, 2008 vs. BYU (4-111)
25.0	Terrance McMillan, Central Michigan, 1994 vs. UNLV (4-100, 2TD)
22.8	Geoff Noisy, Nevada, 1996 vs. Ball State (7-160)

## TOTAL OFFENSE

### Most Plays:

60	John Beck, BYU, 2005 vs. Cal
55	Brock Osweiler, Arizona State, 2011 vs. Boise State
56	Greg Ward Jr., Houston, 2016 vs. San Diego State
56	Max Hall, BYU, 2008 vs. Arizona
54	Derek Carr, Fresno State, 2013 vs. USC
54	Ryan Huzjak, Toledo, 1995 vs. Nevada

### Most Total Yards:

401	John Beck, BYU, 2006 vs. Oregon
399	John Beck, BYU, 2005 vs. Cal
357	Brock Osweiler, Arizona State, 2011 vs. Boise State
355	Brett Rypien, Boise State, 2017 vs. Oregon
346	Cody Kessler, USC, 2013 vs. Fresno State

## ALL-PURPOSE YARDS

### Most Yards:

301	Doug Martin, Boise State, 2011 vs. Arizona State
279	Bishop Sankey, Washington, 2012 vs. Boise State
272	Pat Johnson, Oregon, 1997 vs. Air Force
269	Mike Anderson, Utah, 1999 vs. Fresno State
249	Marshawn Lynch, Cal, 2005 vs. BYU

### Most Touchdowns:

5	Steven Jackson, Oregon State, 2003 vs. New Mexico
4	Wasean Tait, Toledo, 1995 vs. Nevada
4	Henry Bailey, UNLV, 1994 vs. Central Michigan
3	Ja'Kobi Lane, USC, 2024 vs. Texas A&M
3	Travis Wilson, Utah, 2014 vs. Colorado State
3	Marshawn Lynch, Cal, 2005 vs. BYU
3	Ken Minor, Nevada, 1995 vs. Toledo



# RECORD BOOK: INDIVIDUAL

## LONG PLAYS

### Longest Rush:

84	Doug Martin, Boise State, 2010 vs. Utah
76	Sean McCullough, Oregon, 1998 vs. Air Force
76	Mike Anderson, Utah, 1999 vs. Fresno State
68	Ronnie Rivers, Fresno State, 2018 vs. Arizona State
62	LeAndre Moore, Ball State, 1996 vs. Nevada
60	Devontae Booker, Utah, 2014 vs. Colorado State

### Longest Rushing Touchdown:

84	Doug Martin, Boise State, 2010 vs. Utah
76	Sean McCullough, Oregon, 1998 vs. Air Force
62	LeAndre Moore, Ball State, 1996 vs. Nevada
60	Devontae Booker, Utah, 2014 vs. Colorado State
49	Henry Bailey, UNLV, 1994 vs. Central Michigan

### Longest Pass Reception:

78	Jason Mass to Pat Johnson, Oregon, 1997 vs. Air Force
71	Willie Tuitama to Terrell Turner, Arizona, 2008 vs. BYU
71	Mike Maxwell to Alex Van Dyke, Nevada, 1995 vs. Toledo
69	Akili Smith to Pat Johnson, Oregon, 1997 vs. Air Force
67	Justin Herbert to Dillon Mitchell, Oregon, 2017 vs. Boise State
67	T.D. Croshaw to Boo Bendering, Utah, 1999 vs. Fresno State

### Longest Passing Touchdown:

78	Jason Mass to Pat Johnson, Oregon, 1997 vs. Air Force
69	Akili Smith to Pat Johnson, Oregon, 1997 vs. Air Force
54	Jason Thomas to Troy Mason, UNLV, 2000 vs. Arkansas
53	Erik Timpf to Terrance McMillian, Central Michigan, 1994 vs. UNLV
47	Dennis Dixon to Brian Paysinger, Oregon, 2006 vs. BYU

### Longest Punt:

69	Garrett Swanson, Fresno State, 2013 vs. USC
66	Brian Schmitz, UNC, 1998 vs. San Diego State
64	Johnny Hekker, Oregon State, 2009 vs. BYU
61	Josh Hubner, Arizona State, 2011 vs. Boise State
60	Ril Stephenson, BYU, 2009 vs. Oregon State

### Longest Punt Return:

74	Craig Bragg, UCLA, 2002 vs. New Mexico
45	Bryan Reeves, Nevada, 1992 vs. Bowling Green
41	Ronnie Rivers, Fresno State, 2018 vs. Arizona State
31	Patrick Chung, Oregon, 2006 vs. BYU
29	Avery Williams, Boise State, 2019 vs. Washington
27	Randy Gatewood, UNLV, 1994 vs. Central Michigan

### Longest Kickoff Return:

100	Doug Martin, Boise State, 2011 vs. Arizona State
98	Rashad Ross, Arizona State, 2011 vs. Boise State
56	Deionte Gaines, Colorado State, 2014 vs. Utah
51	Damon Tolbert, Central Michigan, 1994 vs. UNLV
47	3 Times

### Longest Field Goal:

52	Kai Forbath, UCLA, 2007 vs. BYU
50	Kai Forbath, UCLA, 2007 vs. BYU
49	Nate Fikse, UCLA, 2002 vs. New Mexico
48	Collin Larsh, Wisconsin, 2021 vs. Arizona State
44	Brandon Ruiz, Arizona State, 2018 vs. Fresno State
44	Joe Phillips, Utah, 2010 vs. Boise State

### Longest Interception Return:

100	Tyree Robinson, Oregon, 2017 vs. Boise State
100	Jamar Taylor, Boise State, 2011 vs. Arizona State
70	Anthoula Kelly, Fresno State, 2018 vs. Arizona State
56	Scott Johnson, BYU, 2009 vs. Oregon State
55	Desmar Black, New Mexico, 2002 vs. UCLA
55	Darnell Hasson, Nevada, 1995 vs. Toledo

## KICKING/PUNTING

### Most Field Goals:

3 (3-3)	Damon Shea, Nevada, 1995 vs. Toledo
3 (3-4)	Kai Forbath, UCLA, 2007 vs. BYU
3 (3-3)	Michael Frisina, Boise State, 2012 vs. Washington
2 (2-2)	Collin Larsh, Wisconsin, 2021 vs. Arizona State
2 (2-2)	Cristian Zendejas, Arizona State, 2021 vs. Wisconsin
2 (2-2)	Brandon Ruiz, Arizona State, 2018 vs. Fresno State
2 (2-2)	John Baron, San Diego State, 2016 vs. Houston
2 (2-3)	Kyle Bortzman, Boise State, 2010 vs. Utah
2 (2-2)	Kirk Yliniemi, Oregon State, 2003 vs. New Mexico
2 (2-2)	Nate Fiske, UCLA, 2002 vs. New Mexico
2 (2-3)	Josh McGee, North Carolina, 1998 vs. San Diego State
2 (2-3)	Nate Tandberg, San Diego State, 1998 vs. North Carolina
2 (2-2)	Steve Terelak, Nevada, 1992 vs. Bowling Green

### Most Field Goals Attempted:

4	Kai Forbath, UCLA, 2007 vs. BYU
3	Damon Shea, Nevada, 1995 vs. Toledo
3	Michael Frisina, Boise State, 2012 vs. Washington
3	Travis Coons, Washington, 2012 vs. Boise State
3	Josh McGee, North Carolina, 1998 vs. San Diego State
3	Nate Tandberg, San Diego State, 1998 vs. North Carolina
3	Jeff Hanna, Fresno State, 1999 vs. Utah
3	Tommy Truhe, Utah, 1999 vs. Fresno State
3	Kyle Bortzman, Boise State, 2010 vs. Utah
3	Nick Marsh, Utah, 2010 vs. Boise State

### Most PATs:

8	Michael Frisina, Boise State, 2011 vs. Arizona State
7	Nick Garritano, UNLV, 1994 vs. Central Michigan
7	Kirk Yliniemi, Oregon State, 2003 vs. New Mexico
6	Andy Phillips, Utah, 2014 vs. Colorado State
6	Andre Heidari, USC, 2013 vs. Fresno State
6	Nathan Morreale, Utah State, 1993 vs. Ball State

### Most Punts:

10	Brad Maynard, Ball State, 1996 vs. Nevada
10	Tyler Gaus, New Mexico, 2003, vs. Oregon State
9	Jason Kirkland, Air Force, 1997 vs. Oregon
8	Nate Fikse, UCLA, 2002 vs. New Mexico
8	Mike MacGillivray, USC, 2001 vs. Utah

### Highest Average: (Min. 2 Punts)

56.5	Jeremy Crawshaw, Florida, 2022 vs. Oregon State
55.3	Luke Loecher, Oregon State, 2022 vs. Florida
55.3	Andy Vujnovich, Wisconsin, 2021 vs. Arizona State
49.8	Jason McLean, Nevada, 1995 vs. Toledo
49.5	Tom Hackett, Utah, 2015 vs. BYU

### Most Kicks Blocked:

2	T. Brown, UCLA, 2007 vs. BYU
---	------------------------------

## PUNT RETURNS

### Most Returns:

6	Dwight Counter, New Mexico, 2002 vs. UCLA
5	Troy Mason, UNLV, 2000 vs. Arkansas
4	Mace Freeman, Toledo, 1995 vs. Nevada
4	Pat Johnson, Oregon, 1997 vs. Air Force
4	Justin Walterscheid, Utah, 2001 vs. USC
4	Cole Clasen, Oregon State, 2003 vs. New Mexico

### Most Return Yards:

89	Craig Bragg, UCLA, 2002 vs. New Mexico
54	Patrick Chung, Oregon, 2006 vs. BYU
51	Troy Mason, UNLV, 2000 vs. Arkansas
49	Pat Johnson, Oregon, 1997 vs. Air Force
45	Bryan Reeves, Nevada, 1992 vs. Bowling Green

### Highest Return Average: (Min. 2 Attempts)

44.5	Craig Bragg, UCLA, 2002 vs. New Mexico (2-89, 74-yd TD)
18.0	Patrick Chung, Oregon, 2006 vs. BYU (3-54)
13.5	Kevin Arbet, USC, 2001 vs. Utah (2-27)
12.0	A.J. Henning, Northwestern, 2023 vs. Utah (2-24)
11.4	Randy Gatewood, UNLV, 1994 vs. Central Michigan

### Punt Return For TD:

74	Craig Bragg, UCLA, 2002 vs. New Mexico
----	--



# RECORD BOOK: INDIVIDUAL

## KICKOFF RETURNS

### Most Returns:

6	Deionte Gaines, Colorado State, 2014 vs. Utah
6	Da'Mari Scott, Fresno State, 2013 vs. USC
5	John Hightower, Boise State, 2019 vs. Washington
5	Riley Burt, BYU, 2015 vs. Utah
5	Shane Williams-Rhodes, Boise State, 2012 vs. Washington
5	Jonathan Stewart, Oregon, 2006 vs. BYU

### Most Yards:

135	Shane Williams-Rhodes, Boise State, 2012 vs. Washington
124	Doug Martin, Boise State, 2011 vs. Arizona State
123	Rashad Ross, Arizona State, 2011 vs. Boise State
119	Da'Mari Scott, Fresno State, 2013 vs. USC
119	Dwayne Harris, Toledo, 1995 vs. Nevada

### Highest Return Average: (Min. 2 attempts)

62.0	Doug Martin, Boise State, 2011 vs. Arizona State
61.5	Rashad Ross, Arizona State, 2011 vs. Boise State
33.0	Mike Thomas, Arizona, 2008 vs. BYU (2-66)
33.3	Damon Tolbert, Central Michigan, 1994 vs. UNLV
29.8	Dwayne Harris, Toledo, 1995 vs. Nevada (4-119)

### Kick Return For TD:

100	Doug Martin, Boise State, 2011 vs. Arizona State
98	Rashad Ross, Arizona State, 2011 vs. Boise State

## INTERCEPTIONS

### Most Interceptions:

2	Jaheen Joseph, Northwestern 2023 vs. Utah
2	Kameron Kelly, San Diego State, 2016 vs. Houston
2	Tevin Carter, Utah, 2015 vs. BYU
2	Justin Robinson, BYU, 2006 vs. Oregon
2	Donald Toomer, Utah State, 1993 vs. Ball State

### Most Return Yards:

100	Tyree Robinson, Oregon, 2017 vs. Boise State
100	Jamar Taylor, Boise State, 2011 vs. Arizona State
61	Tevin Carter, Utah, 2015 vs. BYU
56	Scott Johnson, BYU, 2009 vs. Oregon State
55	Desmar Black, New Mexico, 2002 vs. UCLA
55	Darnell Hasson, Nevada, 1995 vs. Toledo

### Interception Return For TD:

100	Tyree Robinson, Oregon, 2017 vs. Boise State
100	Jamar Taylor, Boise State, 2011 vs. Arizona State
70	Anthoula Kelly, Fresno State, 2018 vs. Arizona State
55	Desmar Black, New Mexico, 2002 vs. UCLA
54	Ron Smith, San Diego State, 2016 vs. Houston
53	Kekaula Kanino, Boise State, 2017 vs. Oregon
46	Dom Hatfield, Utah, 2015 vs. BYU
41	Derron Smith, Fresno State, 2013 vs. USC

### Most Passes Broken Up:

4	Reginald Porter, Utah, 2015 vs. BYU
3	Al Verner, UCLA, 2007 vs. BYU
3	Ben Criddle, BYU, 2007 vs. UCLA
3	Thurmond Walter, Oregon, 2006 vs. BYU
3	Kevin Thomas, UNLV, 2000 vs. Arkansas
3	Rashad Bauman, Oregon, 1997 vs. Air Force
3	Travis Schow, Utah State, 1993 vs. Ball State
3	Forey Duckett, Nevada, 1992 vs. Bowling Green

## TACKLES

### Most Tackles:

20	Troy Polamalu, USC, 2001 vs. Utah
18	Derron Smith, Fresno State, 2013 vs. USC
17	J.C. Percy, Boise State, 2012 vs. Washington
15	Kellen Fowler, BYU, 2008 vs. Arizona
15	Xavier Kelley, Arizona, 2008 vs. BYU

### Most Unassisted Tackles:

12	Troy Polamalu, USC, 2001 vs. Utah
11	Derron Smith, Fresno State, 2013 vs. USC
10	Steve Bryant, Nevada, 1992 vs. Bowling Green
10	Artie Mangham, Bowling Green, 1992 vs. Nevada
9	J.C. Percy, Boise State, 2012 vs. Washington
8	4 Times (Last: J.D. Nelson, Oregon, 2006 vs. Oregon)

### Most Sacks:

3	Mike Crawford, Nevada, 1996 vs. Ball State
2.5	Bruce Davis, UCLA, 2007 vs. BYU

2	Nick Herbig, Wisconsin, 2021 vs. Arizona State
2	B.J. Green, Arizona State, 2021 vs. Wisconsin
2	Chase Hatada, Boise State, 2019 vs. Washington
2	Tomasi Laulile, BYU, 2015 vs. Utah
2	Dion Bailey, USC, 2013 vs. Fresno State
2	Billy Winn, Boise State, 2011 vs. Arizona State
2	Jan Jorgensen, BYU, 2007 vs. UCLA
2	John Flora, Wyoming, 2004 vs. UCLA
2	Mike Pringley, North Carolina, 1998 vs. San Diego State
2	Rodney Mazion, UNLV, 1994 vs. Central Michigan
2	Mark Byers, UNLV, 1994 vs. Central Michigan

## 100-YARD RUSHERS

254	Mike Anderson, Utah, 1999 (34-254, 2 TD)
212	Ronnie Rivers, Fresno State, 2018 (24-212, 2 TD)
205	Bishop Sankey, Washington, 2012 (30-205, 1 TD)
194	Marshawn Lynch, Cal, 2005 (24-194, 3 TD)
185	Wasean Tait, Toledo, 1995 (31-185, 4 TD)
165	Devontae Booker, Utah, 2014 vs. Colorado State (26-165, 1 TD)
159	Braelon Allen, Wisconsin, 2021 vs. Arizona State (29-161)
151	Doug Martin, Boise State, 2011 (31-151, 1 TD)
150	Sean McCullough, Oregon, 1997 (17-150, 1 TD)
149	Steven Jackson, Oregon State, 2003 (28-149, 4 TD)
147	Doug Martin, Boise State, 2010 (17-147, 1 TD)
142	Profail Grier, Utah State, 1993 (33-142, 2 TD)
126	Maurice Drew, UCLA, 2004 (25-126)
125	DeJohn Branch, UNLV, 1994 (13-125)
120	Curtis Brown, BYU, 2006 (17-120, 2 TD)
118	Eno Benjamin, Arizona State, 2018 (23-118-1 TD)
117	Chris Markey, UCLA, 2007 (27-117)
115	Donnel Pumphrey, San Diego State, 2016 (19-115, 1 TD)
113	Zeb Jackson, Bowling Green, 1992 (22-113, 2 TD)
107	Dashaun Fenwick, Oregon State, 2022 (21-107)
103	Adam Tate, Utah, 2001 (23-103, 1 TD)

## 100-YARD RECEIVERS

241	Gerell Robinson, Arizona State, 2011 (13-241, 1 TD)
221	Cedrick Wilson, Boise State, 2017 (10-221, 1 TD)
181	Jonny Harline, BYU, 2006 (9-181, 1 TD)
176	Alex Van Dyke, Nevada, 1995 (11-176)
169	Pat Johnson, Oregon, 1997 (5-169, 2 TD)
147	Austin Pettis, Boise State, 2010 (12-147, 1 TD)
130	DeSean Jackson, Cal, 2005 (6-130, 2 TD)
127	Ja'Kobi Lane, USC, 2024 (7-127, 3 TD)
126	Nate Turner, UNLV, 2000 (8-126, 2 TD)
121	Tim Euhus, Oregon State, 2003 (7-121)
119	Austin Collie, BYU, 2008 (7-119)
118	Marqise Lee, USC, 2013 (7-118, 2 TD)
117	Michael Reed, BYU, 2008 (9-117)
115	Tyler Holden, Wyoming, 2004 (4-115, 1 TD)
114	Brian Oliver, Ball State, 1993 (5-114, 1 TD)
111	Terrell Turner, Arizona, 2008 (4-111)
110	Rashard Higgins, Colorado State, 2014 vs. Utah (7-110)
107	Jovon Bouknight, Wyoming, 2004 (5-107)
107	Austin Collie, BYU, 2007 (6-107, 1 TD)
106	Diamond Wilkins, Nevada, 1996 (10-106, 2 TD)
104	Randy Gatewood, UNLV, 1994 (6-104, 1 TD)
102	Damola Adeniji, Oregon State, 2009 (7-102, 1 TD)
101	Henry Bailey, UNLV, 1994 (5-101, 1 TD)
100	Terrance McMillan, Central Michigan, 1994 (4-100, 2 TD)

## 300-YARD PASSERS

395	Brock Osweiler, Arizona State, 2011 (30-47-395, 2 TD)
362	Brett Rypien, Boise State, 2017 (21-38-362, 2 TD)
375	John Beck, BYU, 2006 (28-46-375, 2 TD)
352	John Beck, BYU, 2005 (35-53-352, 3 TD)
344	Cody Kessler, USC, 2013 (22-30-344, 4 TD)
339	Kellen Moore, Boise State (28-38-339, 2 TD)
330	Mike Maxwell, Nevada, 1995 (27-49-330)
328	Max Hall, BYU, 2008 (30-46-328, 1 TD)
325	Willie Tuitama, Arizona, 2008 (24-35-325, 2 TD)
322	Derek Anderson, Oregon State, 2003 (21-32-322, 2 TD)
315	Tanner Mangum, BYU, 2015 (25-56-315, 2 TD)
307	Corey Bramlet, Wyoming, 2004 (20-34-307, 2 TD)



# RECORD BOOK: TEAM

## RUSHING

### Most Attempts:

54	Utah, 2001 vs. USC
54	Toledo, 1995 vs. Nevada
51	Utah, 2023 vs. Northwestern
51	Central Michigan, 1994 vs. UNLV
49	San Diego State, 1998 vs. North Carolina

### Fewest Attempts:

6	Fresno State, 2013 vs. USC
19	Colorado State, 2014 vs. Utah
21	Arizona State, 2011 vs. Boise State
22	Boise State, 2019 vs. Washington
25	BYU, 2015 vs. Utah
25	USC, 2001 vs. Utah
27	Oregon State, 2009 vs. BYU
27	BYU, 2005 vs. Cal

### Most Net Yards:

359	Utah, 2014 vs. Colorado State
334	Utah, 1999 vs. Fresno State
307	Toledo, 1995 vs. Nevada
301	UNLV, 1994 vs. Central Michigan
266	Oregon, 1997 vs. Air Force

### Fewest Net Yards:

-11	Arizona State, 2011 vs. Boise State
1	USC, 2001 vs. Utah
6	New Mexico, 2003 vs. Oregon State
12	Colorado State, 2014 vs. Utah
25	Houston, 2016 vs. San Diego State

### Highest Average Per Carry:

7.5	Utah, 2014 vs. Colorado State
7.4	Fresno State, 2018 vs. Arizona State
7.2	UNLV, 1994 vs. Central Michigan
6.2	Fresno State, 2013 vs. USC
6.2	Utah, 1999 vs. Fresno State
6.2	Oregon, 1997 vs. Air Force

### Lowest Average Per Carry:

-0.5	Arizona State, 2011 vs. Boise State
0.0	USC, 2001 vs. Utah
0.2	New Mexico, 2003 vs. Oregon State
0.6	Colorado State, 2014 vs. Utah
0.6	Houston, 2016 vs. San Diego State

### Most Touchdowns:

6	Toledo, 1995 vs. Nevada
5	Utah, 2014 vs. Colorado State
4	Oregon State, 2003 vs. New Mexico
4	Nevada, 1995 vs. Toledo
3	6 Times (Last: Oregon State, 2022 vs. Florida)

## PASSING

### Most Attempts:

56	BYU, 2015 vs. Utah
55	Fresno State, 2013 vs. USC
53	BYU, 2005 vs. Cal
49	Nevada, 1995 vs. Toledo
49	Nevada, 1992 vs. Bowling Green

### Fewest Attempts:

13	North Carolina, 1998 vs. San Diego State
14	Utah, 2023 vs. Northwestern
14	San Diego State, 2016 vs. Houston
15	Wisconsin, 2021 vs. Arizona State
16	Utah, 2015 vs. BYU

### Most Completions:

35	BYU, 2005 vs. Cal
30	Fresno State, 2013 vs. USC
30	Arizona State, 2011 vs. Boise State
30	BYU, 2008 vs. Arizona
29	Boise State, 2010 vs. Utah
29	Nevada, 1992 vs. Bowling Green

### Fewest Completions:

4	North Carolina, 1998 vs. San Diego State
6	Air Force, 1997 vs. Oregon
9	Utah, 2023 vs. Northwestern
9	Utah, 2015 vs. BYU
10	3 Times (Last: San Diego State, 2016 vs. Houston)

### Most Yards:

395	Arizona State, 2011 vs. Boise State
386	Oregon State, 2003 vs. New Mexico
375	BYU, 2006 vs. Oregon

369	Boise State, 2017 vs. Oregon
352	BYU, 2005 vs. Cal
344	USC, 2013 vs. Fresno State
344	Nevada, 1992 vs. Bowling Green

### Fewest Yards:

33	North Carolina, 1998 vs. San Diego State
59	Air Force, 1997 vs. Oregon
71	Utah, 2015 vs. BYU
93	Utah, 2010 vs. Boise State
94	UCLA, 2002 vs. New Mexico
102	San Diego State, 1998 vs. North Carolina

### Highest Completion Percentage (Min. 10 Attempts):

.750	Boise State, 2011 vs. Arizona State
.735	Houston, 2016 vs. San Diego State
.733	Wisconsin, 2021 vs. Arizona State
.733	USC, 2013 vs. Fresno State
.725	Boise State, 2010 vs. Utah
.722	Oregon, 2017 vs. Boise State
.714	San Diego State, 2016 vs. Houston
.706	UNLV, 2000 vs. Arkansas

### Lowest Completion Percentage (Min. 10 Attempts):

.286	Air Force, 1997 vs. Oregon
.308	North Carolina, 1998 vs. San Diego State
.355	Ball State, 1996 vs. Nevada
.379	UCLA, 2007 vs. BYU
.416	Utah, 2010 vs. Boise State
.435	New Mexico, 2003 vs. Oregon State

### Most Touchdown Passes:

4	USC, 2024 vs. Texas A&M
4	USC, 2013 vs. Fresno State
4	Oregon, 1997 vs. Air Force
3	Texas A&M, 2024 vs. USC
3	Boise State, 2012 vs. Washington
3	Boise State, 2011 vs. Arizona State
3	BYU, 2009 vs. Oregon State
3	BYU, 2005 vs. Cal
3	Wyoming, 2004 vs. UCLA
3	UCLA, 2004 vs. Wyoming
3	Oregon State, 2003 vs. New Mexico
3	UNLV, 2000 vs. Arkansas
3	UNLV, 1994 vs. Central Michigan
3	Utah State, 1993 vs. Ball State
3	Ball State, 1993 vs. Utah State
3	Bowling Green, 1992 vs. Nevada

### Most Passes Had Intercepted:

4	Houston, 2016 vs. San Diego State
3	USC, 2024 vs. Texas A&M
3	BYU, 2015 vs. Utah

## RECEIVING

### Most Receptions:

35	BYU, 2005 vs. Cal
30	Arizona State, 2011 vs. Boise State
30	BYU, 2008 vs. Arizona
29	Boise State, 2010 vs. Utah
29	Nevada, 1992 vs. Bowling Green

### Fewest Receptions:

4	North Carolina, 1998 vs. San Diego State
6	Air Force, 1997 vs. Oregon
9	Utah, 2023 vs. Northwestern
9	Utah, 2015 vs. BYU
10	3 Times (Last: San Diego State, 2016 vs. Houston)

### Most Yards:

395	Arizona State, 2011 vs. Boise State
386	Oregon State, 2003 vs. New Mexico
375	BYU, 2006 vs. Oregon
369	Boise State, 2017 vs. Oregon
352	BYU, 2005 vs. Cal
344	USC, 2013 vs. Fresno State
344	Nevada, 1992 vs. Bowling Green

### Fewest Yards:

33	North Carolina, 1998 vs. San Diego State
59	Air Force, 1997 vs. Oregon
71	Utah, 2015 vs. BYU
93	Utah, 2010 vs. Boise State
94	UCLA, 2002 vs. New Mexico



# RECORD BOOK: TEAM

## Most Touchdowns:

4	USC, 2024 vs. Texas A&M
4	USC, 2013 vs. Fresno State
4	Oregon, 1997 vs. Air Force
3	12 Times (Last: Boise State, 2012 vs. Washington)

## TOTAL OFFENSE

### Most Plays:

95	Toledo, 1995 vs. Nevada
85	Utah State, 1993 vs. Ball State
84	Nevada, 1992 vs. Bowling Green
82	Bowling Green, 1992 vs. Nevada
81	BYU, 2015 vs. Utah
80	BYU, 2005 vs. Cal
80	Nevada, 1995 vs. Toledo

### Fewest Plays:

50	North Carolina, 1998 vs. San Diego State
51	San Diego State, 2016 vs. Houston
51	USC, 2001 vs. Utah
53	Utah, 2010 vs. Boise State
54	Arizona State, 2021 vs. Wisconsin
54	Colorado State, 2014 vs. Utah

### Most Net Yards:

589	UNLV, 1994 vs. Central Michigan
583	Oregon, 1997 vs. Air Force
561	Toledo, 1995 vs. Nevada
548	Utah, 2014 vs. Colorado State
548	BYU, 2006 vs. Oregon
548	Utah, 1999 vs. Fresno State

### Fewest Net Yards:

127	New Mexico, 2003 vs. Oregon State
151	USC, 2001 vs. Utah
167	UCLA, 2002 vs. New Mexico
197	Utah, 2015 vs. BYU
200	Utah, 2010 vs. Boise State

## MISCELLANEOUS SCORING

### Most Points Scored One Team:

56	Boise State, 2011 vs. Arizona State
----	-------------------------------------

### Most Points Scored Combined:

80	Boise State 56, Arizona State 24
----	----------------------------------

### Most Points Scored in First Half:

35	Utah, 2015 vs. BYU
35	USC, 2013 vs. Fresno State

### Most Points Scored in Second Half:

33	Ball State, 1993 vs. Utah State
----	---------------------------------

### Most Points Scored in First Quarter:

35	Utah, 2015 vs. BYU
----	--------------------

### Most Points Scored in Second Quarter:

21	USC, 2013 vs. Fresno State
----	----------------------------

### Most Points Scored in Third Quarter:

21	Nevada, 1992 vs. Bowling Green
----	--------------------------------

### Most Points Scored in Fourth Quarter:

21	USC, 2024 vs. Texas A&M
21	Boise State, 2011 vs. Arizona State

### Overtime Game:

-	Toledo 40, Nevada 37, 1995 (1 possession each)
---	--

### Longest Touchdown Play:

100	Doug Martin kickoff return, Boise State, 2011 vs. Arizona State
100	Jamar Taylor interception return, Boise State 2011 vs. Arizona State

### Most Points Scored Winner:

56	Boise State defeated Arizona State, 56-24, 2011
----	---

### Most Points Scored Loser:

37	Toledo defeated Nevada, 40-37 (OT), 1995
----	--

### Fewest Points Scored Winner:

10	Utah defeated USC, 10-6, 2001
----	-------------------------------

### Fewest Points Scored Loser:

3	Oregon State defeated Florida, 30-3, 2022
3	Boise State defeated Utah, 26-3, 2010

### Largest Win Point Differential:

41	Oregon State defeated New Mexico, 55-14, 2003
----	---

### Smallest Win Point Differential:

1	Utah defeated Fresno State, 17-16, 1999
	Bowling Green defeated Nevada, 35-34, 1992

### Biggest Deficit Overcome To Win:

11	Wyoming defeated UCLA, 24-21, 2004
	Cowboys trailed 21-10 entering 4th Quarter

## FIRST DOWNS

### Most First Downs:

33	Toledo, 1995 vs. Nevada
30	BYU, 2006 vs. Oregon
29	Utah, 2014 vs. Colorado State
29	Oregon State, 2003 vs. New Mexico
28	Boise State, 2017 vs. Oregon
27	Boise State, 2011 vs. Arizona State
27	Utah State, 1993 vs. Ball State
27	BYU, 2005 vs. Cal

### Fewest First Downs:

7	New Mexico, 2003 vs. Oregon State
8	Utah, 2010 vs. Boise State
8	North Carolina, 1998 vs. San Diego State
9	UCLA, 2002 vs. New Mexico
11	Air Force, 1997 vs. Oregon
12	USC, 2001 vs. Utah
12	Ball State, 1996 vs. Nevada

### Most First Downs Rushing:

17	Toledo, 1995 vs. Nevada
16	Cal, 2005 vs. BYU
15	Utah, 2014 vs. Colorado State
14	Utah, 1999 vs. Fresno State
13	UCLA, 2007 vs. BYU
13	UNLV, 1994 vs. Central Michigan

### Fewest First Downs Rushing:

1	Fresno State, 2013 vs. USC
1	Arizona State, 2011 vs. Boise State
2	Colorado State, 2014 vs. Utah
2	Nevada, 1996 vs. Ball State
3	Florida, 2022 vs. Oregon State
3	Oregon, 2017 vs. Boise State
3	Oregon State, 2003 vs. New Mexico
3	New Mexico, 2003 vs. Oregon State
3	Nevada, 1995 vs. Toledo

### Most First Downs Passing:

20	Nevada, 1996 vs. Ball State
18	BYU, 2006 vs. Oregon
18	BYU, 2005 vs. Cal
18	Nevada, 1995 vs. Toledo
17	Arizona State, 2011 vs. Boise State
17	Oregon State, 2003 vs. New Mexico

### Fewest First Downs Passing:

2	North Carolina, 1998 vs. San Diego State
3	Utah, 2023 vs. Northwestern
3	Utah, 2015 vs. BYU
3	Utah, 2010 vs. Boise State
3	Air Force, 1997 vs. Oregon
3	New Mexico, 2003 vs. Oregon State

### Most First Downs by Penalty:

4	USC, 2024 vs. Texas A&M
4	Boise State, 2017 vs. Oregon
4	BYU, 2015 vs. Utah
4	Arizona State, 2011 vs. Boise State
4	BYU, 2006 vs. Oregon
4	San Diego State, 1998 vs. North Carolina
3	8 times (Last: Oregon State, 2022 vs. Florida)

### Fewest First Downs by Penalty:

0	Arizona State, 2021 vs. Wisconsin
0	Boise State, 2019 vs. Washington
0	Arizona State, 2018 vs. Fresno State
0	Fresno State, 2018 vs. Arizona State
0	USC, 2013 vs. Fresno State
0	Washington, 2012 vs. Boise State
0	UCLA, 2007 vs. BYU
0	Oregon, 2006 vs. BYU
0	Toledo, 1995 vs. Nevada
0	Central Michigan, 1994 vs. UNLV



# RECORD BOOK: TEAM

## PUNTING

### Most Punts:

12	Ball State, 1996 vs. Nevada
10	New Mexico, 2003 vs. Oregon State
10	Air Force, 1997 vs. Oregon
8	Oregon, 2017 vs. Boise State
8	Fresno State, 2013 vs. USC
8	UCLA, 2007 vs. BYU
8	BYU, 2007 vs. UCLA
8	UCLA, 2002 vs. New Mexico
8	USC, 2001 vs. Utah

### Average (min. 2 punts):

55.3	Oregon State, 2022 vs. Florida
55.3	Wisconsin, 2021 vs. Arizona State
49.8	Nevada, 1995 vs. Toledo
49.5	Utah, 2015 vs. BYU
47.0	Washington, 2019 vs. Boise State
46.1	Arkansas, 2000 vs. UNLV
45.2	Florida, 2022 vs. Oregon State
45.0	Arizona State, 2021 vs. Wisconsin
45.0	UNLV, 1994 vs. Central Michigan

## PUNT RETURNS

### Most Returns:

5	Oregon, 1997 vs. Air Force
5	UNLV, 2000 vs. Arkansas
5	Oregon State, 2003 vs. New Mexico
4	Toledo, 1995 vs. Nevada
4	Utah, 2001 vs. USC

### Most Yards:

96	UCLA, 2002 vs. New Mexico
54	Oregon, 2006 vs. BYU
58	Oregon, 1997 vs. Air Force
51	UNLV, 2000 vs. Arkansas
27	USC, 2001 vs. Utah

## KICKOFF RETURNS

### Most Returns:

8	Toledo, 1995 vs. Nevada
8	New Mexico, 2003 vs. Oregon State
7	Colorado State, 2014 vs. Utah
7	Fresno State, 2013 vs. USC
7	Oregon State, 2009 vs. BYU
7	Air Force, 1997 vs. Oregon
6	5 Times (Last: Boise State, 2019 vs. Washington)

### Most Yards:

187	Arizona State, 2011 vs. Boise State
178	Toledo, 1995 vs. Nevada
175	New Mexico, 2003 vs. Oregon State
159	Boise State, 2011 vs. Arizona State
156	Central Michigan, 1994 vs. UNLV

## FUMBLES

### Most Fumbles:

6	UCLA, 2004 vs. Wyoming
5	Central Michigan, 1994 vs. UNLV
4	4 Times (Last: Boise State, 2010 vs. Utah)

### Most Fumbles Lost:

3	Toledo, 1995 vs. Nevada
3	Arizona, 2008 vs. BYU
3	Boise State, 2010 vs. Utah
2	8 Times (Last: BYU, 2015 vs. Utah)

## PENALTIES

### Most Penalties:

19	Oregon, 1997 vs. Air Force
15	Utah State, 1993 vs. Ball State
15	Utah, 1999 vs. Fresno State
13	New Mexico, 2003 vs. Oregon State
12	UNLV, 2000 vs. Arkansas
12	BYU, 2005 vs. Cal

### Fewest Penalties:

1	Washington, 2019 vs. Boise State
2	Wisconsin, 2021 vs. Arizona State
2	Houston, 2016 vs. San Diego State
2	BYU, 2007 vs. UCLA
2	Washington, 2012 vs. Boise State

3 6 Times (Last: Utah, 2023 vs. Northwestern)

### Most Penalty Yards:

166	Oregon, 1997 vs. Air Force
151	Utah, 1999 vs. Fresno State
150	Utah State, 1993 vs. Ball State
117	UNLV, 2000 vs. Arkansas
114	Wyoming, 2004 vs. UCLA

### Fewest Penalty Yards:

10	Wisconsin, 2021 vs. Arizona State
10	Washington, 2019 vs. Boise State
10	Houston, 2016 vs. San Diego State
10	Washington, 2012 vs. Boise State
10	Nevada, 1992 vs. Bowling Green
15	Nevada, 1995 vs. Toledo

## TIME OF POSSESSION

- 38:47 – USC, 2013 vs. Fresno State
- 38:01 – Utah, 2001 vs. USC
- 36:36 – Boise State, 2017 vs. Oregon
- 36:34 – Central Michigan, 1995 vs. UNLV
- 35:54 – Utah, 1999 vs. Fresno State

## ATTENDANCE

- 44,615 – 2006, BYU vs. Oregon
- 42,213 – 2015, BYU vs. Utah
- 42,178 – 2013, Fresno State vs. USC
- 41,923 – 2010, Boise State vs. Utah
- 40,712 – 2007, BYU vs. UCLA
- 40,053 – 2005, Cal vs. BYU
- 40,047 – 2008, Arizona vs. BYU
- 40,018 – 2009, BYU vs. Oregon State
- 37,146 – 2018, Fresno State vs. Arizona State
- 36,432 – 2017, Boise State vs. Oregon

## MOST APPEARANCES/YEARS/RECORD

1.	BYU	6	3-3 (2015, 2009, 2008, 2007, 2006, 2005)
	Utah	6	4-2 (2023, 2015, 2014, 2010, 2001, 1999)
3.	Boise State	5	4-1 (2019, 2017, 2012, 2011, 2010)
4.	Arizona State	3	0-3 (2018, 2011, 2021)
	Fresno State	3	1-2 (2018, 2013, 1999)
	Oregon	3	1-2 (2017, 2006, 1997)
	Oregon State	3	2-1 (2022, 2009, 2003)
	Nevada	3	1-2 (1996, 1995, 1992)
	UCLA	3	1-2 (2007, 2004, 2002)
	USC	3	2-1 (2013, 2001, 2024)
11.	Ball State	2	0-2 (1996, 1993)
	New Mexico	2	0-2 (2003, 2002)
	San Diego State	2	1-1 (2016, 1998)
	UNLV	2	2-0 (2000, 1994)
	Washington	2	1-1 (2019, 2012)
16.	Air Force	1	0-1 (1997)
	Arizona	1	1-0 (2008)
	Arkansas	1	0-1 (2000)
	Bowling Green	1	1-0 (1992)
	California	1	1-0 (2005)
	Central Michigan	1	0-1 (1994)
	Colorado State	1	0-1 (2014)
	Florida	1	0-1 (2022)
	Houston	1	0-1 (2016)
	North Carolina	1	1-0 (1998)
	Northwestern	1	1-0 (2023)
	Texas A&M	1	0-1 (2024)
	Toledo	1	1-0 (1995)
	Utah State	1	1-0 (1993)
	Wisconsin	1	1-0 (2021)
	Wyoming	1	1-0 (2004)

## WINS BY CONFERENCE

1.	Mountain West	12-8	.600
2.	Pac-12	11-11	.500
3.	Big West	3-2	.600
4.	Big Ten	2-0	1.000
	MAC	2-3	.400
6.	ACC	1-0	1.000
	WAC	1-3	.250
8.	American	0-1	.000
	Independent (BYU)	0-1	.000
	SEC	0-3	.000



# THE LAST TIME...

## Missed FG return for TD:

75 Payton Williams of Fresno State, 1999 vs. Utah

## Blocked Punt Returned For A TD:

0 David Bomar, North Carolina, 1998 vs. San Diego State

## Fumble Returned For A TD:

86 Troy Dye, Oregon, 2017 vs. Boise State

## Interception Return For TD:

70 Anthoulla Kelly, Fresno State, 2018 vs. Arizona State

## Punt Return For TD:

74 Craig Bragg, UCLA, 2002 vs. New Mexico

## Two-Point Conversion:

Jeremiah Johnson rush, Oregon, 2006 vs. BYU

## A Safety Was Scored:

Ball State forced Utah State out of the end zone, 1993

## A Kickoff Was Returned For A TD:

100 Doug Martin, Boise State, 2011 vs. Arizona State

98 Rashad Ross, Arizona State, 2011 vs. Boise State

## An Overtime Game Was Played:

1995 Toledo 40

Nevada 37 (1OT)

## A Team Did Not Have A Penalty:

Never

## A Team Did Not Commit A Turnover:

Northwestern, 2023 vs. Utah

## A Team Blocked A Field Goal:

Jordan Young, Florida, 2022 vs. Oregon State

## A Team Blocked A Punt:

David Bomar, North Carolina, 1998 vs. San Diego State

## An Individual Attempted Four Or More Field Goals:

4 Kai Forbath, UCLA, 2007 vs. BYU

## A 50-Yard Field Goal Was Attempted:

51 Jack Olsen, Northwestern, 2023 vs. Utah

## A 50-Yard Field Goal Was Made:

50 Kai Forbath, UCLA, 2007 vs. BYU

## An Individual Scored Four Or More Touchdowns:

4 Steven Jackson, Oregon State, 2003 vs. New Mexico

## A Team Had 600 Or More Yards Of Total Offense:

Never

## A Team Scored At Least 50 Points:

56 Boise State vs. Arizona State, 2011

## A Team Scored At Least 60 Points:

Never

## A Pass Was Completed For At Least 70-79 Yards:

71 Willie Tuitama, Arizona, 2008 vs. BYU

## An Individual Passed For At Least 400 Yards:

Never

## An Individual Completed At Least 30 Passes:


30 Derek Carr, Fresno State, 2013 vs. USC

## An Individual Attempted At Least 50 Passes:

56 Tanner Mangum, BYU, 2015 vs. Utah

## A Team Passed For Less Than 100 Yards:

73 Utah, 2023 vs. Northwestern



Northwestern's Jaheem Joseph was the last player to intercept at least two passes in a game.



Fresno State's Ronnie Rivers rushed for 212 yards against Arizona State in 2018

## An Individual Intercepted At Least Two Passes:

2 Jaheem Joseph, Northwestern, 2023 vs. Utah

## An Individual Had At Least 10 Receptions:

10 Cedrick Wilson, Boise State, 2017 vs. Oregon

## A Team Had Two Receivers With At Least 100 Yards:

119 Austin Collie, BYU, 2008 vs. Arizona

117 Michael Reed, BYU, 2008 vs. Arizona

## An Individual Had At Least 200 Yards Rushing:

212 Ronnie Rivers, Fresno State, 2018 vs. Arizona State

## A Run Went For 50-59 Yards:

51 Jemal Singleton, Air Force, 1997 vs. Oregon

## A Run Went For 60-69 Yards:

68 Ronnie Rivers, Fresno State, 2018 vs. Arizona State

## A Run Went For 70-79 Yards:

76 Mike Anderson, Utah, 1999 vs. Fresno State

## A Run Went For At Least 80 Yards:

84 Doug Martin, Boise State, 2010 vs. Utah

## A Team Rushed For At Least 300 Yards:

359 Utah, 2014 vs. Colorado State

## A Team Rushed For Less Than 50 Yards:

39 Florida, 2022 vs. Oregon State

## A Team Had Two Runners With At Least 100 Yards:

Never



Boise State's Doug Martin's 84-yard rush against Arizona State is the longest rush from scrimmage in Las Vegas Bowl history.



# YEAR-BY-YEAR RECAPS

## 1992 LAS VEGAS BOWL I

10-2  
 **35**

### BOWLING GREEN HEAD COACH:

Gary Blackney

7-5  
 **34**

### NEVADA HEAD COACH:

Chris Ault

<b>BOWLING GREEN</b>	14	14	0	7	-	35
<b>NEVADA</b>	3	0	21	10	-	34

#### First Quarter

BGSU Smith 10-yard pass from White (Leaver kick)

NEV Terelak 30-yard FG

BGSU Jackson 4-yard run (Leaver kick)

#### Second Quarter

BGSU White 8-yard pass from Smith (Leaver kick)

BGSU Jackson 17-yard run (Leaver kick)

#### Third Quarter

NEV Senior 5-yard pass from Vargas (Terelak kick)

NEV Holmes 5-yard run (Terelak kick)

NEV Matter 3-yard pass from Vargas (Terelak kick)

#### Fourth Quarter

NEV Reeves 3-yard run (Terelak kick)

NEV Terelak 19-yard yard FG

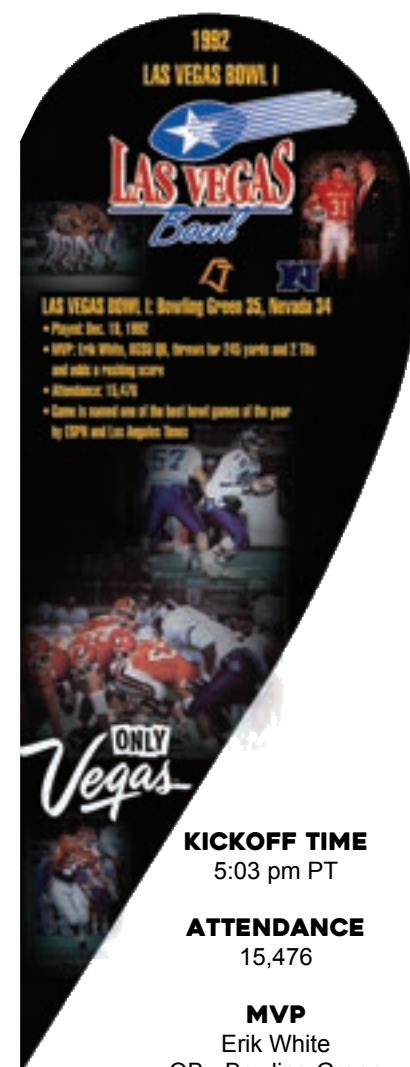
BGSU Hankins 3-yard pass from White (Leaver kick)

**(FRIDAY, DEC. 18, 1992)** – The inaugural Las Vegas Bowl was voted one of the best bowl games of the year by ESPN and the Los Angeles Times.

The University of Nevada, champions of the Big West Conference, became the first school to win a Division I-A conference championship in their first year after jumping from Division I-AA.

Mid-America Conference champion Bowling Green, led by eventual game MVP Erik White, jumped out to a 28-3 halftime lead.

The Wolf Pack stormed back to take a 34-28 lead in the fourth quarter, setting up the game-winning touchdown by Bowling Green.



### TEAM STATISTICS

	<b>BGSU</b>	<b>NEV</b>
First Downs	25	21
Rushes - Yards	41-157	35-94
Passing Yards	253	344
Total Yards	410	438
Passing (Comp-Att-Int)	25-41-0	29-49-0
Punts - Avg.	4-16.7	5-23.2
Fumbles - Lost	0-0	3-2
Penalties - Yards	5-56	3-10
Time of Poss.	33:35	26:25

### INDIVIDUAL STATISTICS

**RUSHING** – BG: Jackson 22-113; Smith 12-27. Nevada: Holmes 18-62; Vargas 4-22.

**PASSING** – BG: White 24-40-0-245 yards; Smith 1-1-0-8 yards. Nevada: Vargas 24-40-0-283; Gatlin 5-8-0-61.

**RECEIVING** – BG: Smith 7-68; Szlachcic 5-51. Nevada: Reeves 8-92; King 5-88; Senior 6-84; Stephens 7-52.



# YEAR-BY-YEAR RECAPS

## 1993 LAS VEGAS BOWL II

7-5



42

### UTAH STATE HEAD COACH:

Charlie Weatherbie

8-3-1



33

### BALL STATE HEAD COACH:

Paul Schudel

<b>BALL STATE</b>	0	0	17	16	-	33
<b>UTAH STATE</b>	14	7	14	7	-	42

#### First Quarter

USU McMahon 22-yard pass from Cavillo (Morrealle kick)

USU Profail Grier 3-yard run (Morrealle kick)

#### Second Quarter

USU Thompson 3-yard pass from Cavillo (Morrealle kick)

#### Third Quarter

BSU McCray 7-yard pass from Neu (Swart kick)

BSU Swart 31-yard FG

USU Grier 15-yard run (Morrealle kick)

USU Lee 16-yard pass from Calvillo

BSU Blair 2-yard pass from Neu

#### Fourth Quarter

BSU Safety, Calvillo forced out of endzone

USU Toomer 32-yard interception return

BSU Nibbs 2-yard run (pass failed)

BSU Oliver 2-yard pass from Neu (pass failed)

**(FRIDAY, DEC. 17, 1993)** – Las Vegas Bowl II was an offensive war as the Cardinals and Aggies combined for 75 total points and 805 yards of total offense.

Utah State quarterback Anthony Calvillo threw two touchdowns and the Aggies dominated time of possession (35:11 to 24:49).



#### KICKOFF TIME

5:08 pm PT

#### ATTENDANCE

15,508

#### MVP

Anthony Calvillo  
QB - Utah State  
25-39, 3 TDs

#### TEAM STATISTICS

	<b>BSU</b>	<b>USU</b>
First Downs	14	25
Rushes - Yards	26-73	46-205
Passing Yards	241	286
Total Yards	314	491
Passing (Comp-Att-Int)	21-38-2	25-39-2
Punts - Avg.	5-41	3-39.3
Fumbles - Lost	1-1	2-1
Penalties - Yards	5-30	15-150
Time of Poss.	24:49	35:11

#### INDIVIDUAL STATISTICS

**RUSHING** – BSU: Blair 10-11; Neu 7-4; Nibbs 6-18; Kent 1-27; McCray 1-10; Deede 1-3. USU: Grier 33-142; Calvillo 8-50; Dye 2-8; Huey 1-5; Thompson 1-0; Team 1-0.

**PASSING** – BSU: Neu 20-37-2-239; Blair 1-1-0-2. USU: Calvillo 25-39-2-286.

**RECEIVING** – BSU: Blair 10-66; Oliver 5-114; Gorman 2-32; McCray 2-21; Freeman 1-6; Neu 1-2. USU: Jenkins 5-94; McMahon 4-54; Lee 4-48; A. Thompson 4-28; Ray 3-22; Grier 2-32; Turner 1-10; G. Thompson 1-2.



# YEAR-BY-YEAR RECAPS

## 1994 LAS VEGAS BOWL III

7-5



52

### UNLV HEAD COACH:

Jeff Horton

9-3



24

### CENTRAL MICHIGAN HEAD COACH:

Dick Flynn

**(THURSDAY, DEC. 15, 1994)** – UNLV scored a lopsided 52-24 victory over Central Michigan in Las Vegas Bowl III.

The anticipated match-up between Central Michigan's heralded RB Brian Pruitt and the Rebels' WR Randy Gatewood never materialized as Pruitt was sidelined with an injury and did not play.

The Chippewas fumbled five times and allowed 589 total yards by the Rebel offense.

<b>CENTRAL MICHIGAN</b>	10	0	0	14	-	24
<b>UNLV</b>	14	17	14	7	-	52

#### First Quarter

UNLV Bailey 46-yard pass from Brown (Garritano kick)  
 UNLV Bailey 1-yard run (Garritano kick)  
 CMU Blasy 20-yard FG  
 CMU McMillan 53-yard pass from Timpf (Blasy kick)

#### Second Quarter

UNLV Bailey 49-yard run (Garritano kick)  
 UNLV Washington 15-yard fumble return (Garritano kick)  
 UNLV Garritano 38-yard FG

#### Third Quarter

UNLV Bailey 1-yard run (Garritano kick)  
 UNLV Keener 33-yard pass from Brown (Garritano kick)

#### Fourth Quarter

UNLV Gatewood 45-yard pass from Davis (Garritano kick)  
 CMU McMillan 24-yard pass from Darnell (Blasy kick)  
 CMU Tolbert 4-yard run (Blasy kick)



**KICKOFF TIME**  
6:05 pm PT

**ATTENDANCE**  
17,562

**MVP**  
Henry Bailey  
WR - UNLV  
5-101, 1 Rec. TD  
7-79, 3 Rush TDs

### TEAM STATISTICS

	CMU	UNLV
First Downs	22	26
Rushes - Yards	51-152	42-301
Passing Yards	224	288
Total Yards	376	589
Passing (Comp-Att-Int)	13-25-2	15-27-0
Punts - Avg.	5-41.2	2-45
Fumbles - Lost	5-2	3-1
Penalties - Yards	6-50	8-89
Time of Poss.	36:34	23:26

### INDIVIDUAL STATISTICS

**RUSHING** – UNLV: Branch 13-125; Bailey 7-79; Perez 7-31; Brown 6-32; Love 6-21; Davis 3-13. CMU: Johnson 16-47; Timpf 12-6; Tolbert 11-79; King 6-51; Darnell 5-(minus 24); Korytkowski 1-(minus 7).

**PASSING** – UNLV: Brown 11-21-0-195; Davis 4-6-0-93. CMU: Timpf 7-12-1-122; Darnell 6-13-1-102.

**RECEIVING** – UNLV: Gatewood 6-104; Bailey 5-101; Keener 1-33; Bell 1-31; Lewis 1-12; Brewer 1-7. CMU: McMillan 4-100; Korytkowski 3-44; Dunlap 3-40; Miller 2-32; Johnson 1-8.



# YEAR-BY-YEAR RECAPS

1995  
LAS VEGAS BOWL IV

11-0-1



40

**TOLEDO HEAD COACH:**

Gary Blackney

OT

9-3



37

**NEVADA HEAD COACH:**

Chris Ault

<b>#25/RV TOLEDO</b>	7	14	6	7	6	40
<b>NEVADA</b>	7	7	10	10	3	37

## First Quarter

TOL Huzjak 31-yard run (Spring kick)  
NEV Minor 2-yard run (Shea kick)

## Second Quarter

TOL Tait 18-yard run (Spring kick)  
TOL Tait 31-yard run (Spring kick)  
NEV Minor 1-yard run (Shea kick)

## Third Quarter

NEV Shea 34-yard FG  
TOL Harris 16-yard run (kick failed)  
NEV Bennett 4-yard run (Shea kick)

## Fourth Quarter

TOL Tait 26-yard run (Spring kick)  
NEV Minor 1-yard run (Shea kick)  
NEV Shea 26-yard FG

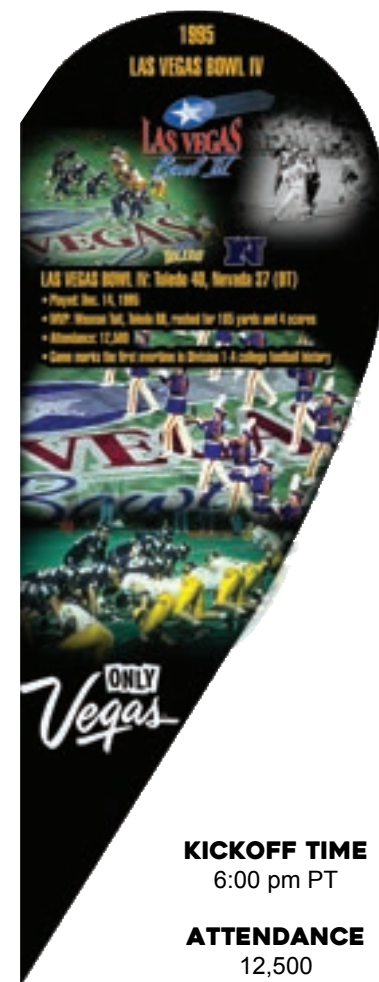
## Overtime

NEV Shea 22-yard FG  
TOL Tait 2-yard run

**(THURSDAY, DEC. 14, 1995)** – In Las Vegas Bowl IV, the Rockets defeated the Wolf Pack 40-37 in the first-ever overtime game in Division I-A college football history.

After holding Nevada to a field goal, Toledo's Wasean Tait scored his fourth TD of the game, giving the Rockets the victory.

Tait rushed 31 times for 185 yards and Toledo controlled the clock for 34:29.



## TEAM STATISTICS

	<b>TOL</b>	<b>NEV</b>
First Downs	33	23
Rushes - Yards	54-307	29-83
Passing Yards	254	330
Total Yards	410	438
Passing (Comp-Att-Int)	23-41-1	27-51-0
Punts - Avg.	3-37.3	5-49.8
Fumbles - Lost	4-3	2-0
Penalties - Yards	9-4	3-15
Time of Poss.	34:29	25:31

## INDIVIDUAL STATISTICS

**RUSHING** – Nevada: Minor 16-38; Wilson 10-34; Maxwell 2-7; Bennett 1-4. Toledo: Tait 31-185; Huzjak 13-59; Engel 9-47; Harris 1-16.

**PASSING** – Nevada: Maxwell 27-49-0-330. Toledo: Huzjak 23-41-1-254.

**RECEIVING** – Nevada: Van Dyke 14-176; West 4-46; McHenry 3-43; Wilkins 2-33; Minor 2-14; Noisy 1-11. Toledo: Tait 6-53; Kreitzburg 4-49; Spriggs 3-44; Brunswick 4-27; Rosi 3-41.

**KICKOFF TIME**  
6:00 pm PT

**ATTENDANCE**  
12,500

**MVP**  
Wasean Tait  
RB - Toledo  
31-185, 4 TDs



# YEAR-BY-YEAR RECAPS

## 1996 LAS VEGAS BOWL V

10-2  
 **18**

### NEVADA HEAD COACH:

Jeff Tisdell

7-5  
 **15**

### BALL STATE HEAD COACH:

Bill Lynch

<b>BALL STATE</b>	0	7	0	8	-	15
<b>NEVADA</b>	9	3	0	6	-	18

#### First Quarter

NEV Wilkins 16-yard pass from Dutton (kick blocked)

NEV Shea 22-yard FG

#### Second Quarter

BSU Moore 62-yard run (Locklear kick)

NEV Shea 33-yard FG

#### Fourth Quarter

NEV Wilkins 11-yard pass from Bennett (pass failed)

BSU Reese 27-yard pass from Baldwin (Abernathy pass from Baldwin)

**(WEDNESDAY, DEC. 18, 1996)** – The University of Nevada defense dominated the game, holding Ball State to 218 yards of total offense.

The tenacious Wolf Pack defense forced 12 Ball State punts and controlled the game from the outset.

Nevada LB Mike Crawford, the eventual game MVP, picked off a Ball State pass with 2:03 remaining to secure the victory.

### TEAM STATISTICS

	<b>BSU</b>	<b>NEV</b>
First Downs	12	24
Rushes - Yards	36-112	31-84
Passing Yards	106	376
Total Yards	218	460
Passing (Comp-Att-Int)	11-31-1	26-48-2
Punts – Avg.	12-41.1	6-39.0
Fumbles – Lost	1-0	1-0
Penalties – Yards	7-49	6-51
Time of Poss.		

### INDIVIDUAL STATISTICS

**RUSHING** – Nevada: Lemon 24-96. Ball State: Moore 8-74; Blair 14-44.

**PASSING** – Nevada: Dutton 18-33-2-224; Bennett 8-15-0-152 yards. Ball State: Baldwin 11-31-1-106 yards.

**RECEIVING** – Wilkins 10-106.



### KICKOFF TIME

6:00 pm PT

### ATTENDANCE

10,118

### MVP

Mike Crawford  
LB - Nevada

14 Tackles, 3 Sacks, 1 INT



# YEAR-BY-YEAR RECAPS

## 1997 LAS VEGAS BOWL VI

### 7-5



### 41

#### OREGON HEAD COACH:

Mike Belotti

### 10-3



### 13

#### AIR FORCE HEAD COACH:

Fisher DeBerry

<b>OREGON</b>	13	13	8	7	-	41
<b>#21/23 AIR FORCE</b>	0	0	13	0	-	13

#### First Quarter

ORE Johnson 69-yard pass from Smith (Frankel kick)

ORE McCullough 76-yard run (kick failed)

#### Second Quarter

ORE Parker recovered blocked punt in endzone (kick failed)

ORE Hartley 7-yard pass from Maas (Smith kick)

#### Third Quarter

AFA Morgan 1-yard run (Wright kick)

ORE Hartley 21-yard pass from Maas (Spence pass from Maas)

AFA Fisher 45-yard fumble recovery (pass failed)

#### Fourth Quarter

ORE Johnson 78-yard pass from Maas (Smith kick)

**(SATURDAY, DEC. 20, 1997)** – In a match-up between Oregon's explosive offense and the vaunted defense of the Air Force Academy, the Ducks proved to have too much firepower.

Oregon scored on its first two plays from scrimmage, a 69-yard reception by eventual game MVP Pat Johnson and a 76-yard run by Saladin McCullough, and coasted to a convincing victory.

Oregon gained 583 yards from scrimmage and put up 41 points against an Air Force defense that yielded, on average, only 12.4 points per contest during the season.

#### TEAM STATISTICS


	<b>ORE</b>	<b>AFA</b>
First Downs	22	11
Rushes - Yards	43-266	41-152
Passing Yards	317	59
Total Yards	583	212
Passing (Comp-Att-Int)	16-30-1	6-21-1
Punts - Avg.	6-38.7	10-36.6
Fumbles - Lost	3-2	1-1
Penalties - Yards	19-166	7-57
Time of Poss.	30:22	29:38

#### INDIVIDUAL STATISTICS

**RUSHING** – Oregon: McCullough 17-150; Maas 5-40; Latimer 5-30; Cooper 6-27; Crump 5-26; Parker 1-8; Winn 1-(minus 1); Young 1-(minus 2); Smith 2-(minus 12). Air Force: Singleton 13-66; Ruff 7-27; Brown 1-16; Farmer 1-13; Paroda 5-12; Rillos 1-5; Hill 3-5; Morgan 8-5; Gilliam 2-3.

**PASSING** – Oregon: Maas 9-15-0-188; Smith 4-10-1-87; Feeley 3-4-0-42; Johnson 0-1-0-0. Air Force: Morgan 6-19-1-59; Bonds 0-2-0-0.

**RECEIVING** – Oregon: Johnson 5-169; Hartley 3-35; Spence 2-59; Collins 2-5; Parker 1-22; Weaver 1-20; Brust 1-6; Haynes 1-1. Air Force: Newman 2-29; Ruff 2-10; Rillos 1-13; Farmer 1-7.



#### KICKOFF TIME

3:00 pm PT

#### ATTENDANCE

21,514

#### MVP

Pat Johnson  
WR - Oregon  
5-169, 2 TDs



# YEAR-BY-YEAR RECAPS

## 1998

### EA SPORTS LAS VEGAS BOWL VII

## 7-5



## 20

#### NORTH CAROLINA HEAD COACH:

Carl Torbush

## 7-5



## 13

#### SAN DIEGO STATE HEAD COACH:

Ted Tollner

<b>SAN DIEGO STATE</b>	7	3	0	3	-	13
<b>NORTH CAROLINA</b>	12	8	0	0	-	20

#### First Quarter

SDSU Mitchell 60-yard run (Tandberg kick)

UNC McGee 32-yard FG

UNC McGee 23-yard FG

UNC Curry 48-yard run (kick failed)

#### Second Quarter

UNC Bomar recovered block punt in endzone (Bailey pass from Curry)

SDSU Tandberg 32-yard FG

#### Fourth Quarter

SDSU Tandberg 38-yard FG

**(SATURDAY, DEC. 19, 1998)** – With winds blowing through Sam Boyd Stadium at more than 45 mph, both defenses dominated the action.

UNC freshman quarterback Ronald Curry, who would go on to claim the Las Vegas Bowl MVP trophy, scored on a 48-yard run in the first quarter.

UNC added a touchdown when David Bomar recovered a blocked punt in the endzone and took a 20-10 first-half lead.

The Tar Heel defense held off the Aztecs in the second half to claim the victory.



#### KICKOFF TIME

3:00 pm PT

#### ATTENDANCE

21,429

#### MVP

Ronald Curry  
QB - North Carolina  
10-93-1 Rush TD

#### TEAM STATISTICS

	<b>SDSU</b>	<b>UNC</b>
First Downs	20	8
Rushes - Yards	49-193	37-163
Passing Yards	102	33
Total Yards	295	196
Passing (Comp-Att-Int)	11-23-1	4-13-0
Punts - Avg.	7-24.1	5-44.0
Fumbles - Lost	3-0	1-1
Penalties - Yards	4-36	6-73
Time of Poss.	33:47	26:13

#### INDIVIDUAL STATISTICS

**RUSHING** – UNC: Curry 10-93; Saunders 17-39; Dyer 4-15; Stevens 1-9; Robinson 3-6; Davenport 2-1. SDSU: Lewis 25-61; Russell 13-41; Ned 9-25; Reyes 1-18; Gourdine 1-(minus 12); Mitchell 1-60.

**PASSING** – UNC: Davenport 3-11-0-30; Curry 1-2-0-3. SDSU: Russell 10-22-1-99; Lewis, 1-1-0-3.

**RECEIVING** – UNC: Brown 3-18; Harris 1-15. SDSU: D. Gourdine 3-31; Ned 2-18; Lewis 2-14; Mecham 1-18; Mitchell 1-14; McNeill 1-4; Russell 1-3.



# YEAR-BY-YEAR RECAPS

## 1999

### EA SPORTS LAS VEGAS BOWL VIII

## 8-4



## 17

#### UTAH HEAD COACH:

Ron McBride

## 8-5



## 16

#### FRESNO STATE HEAD COACH:

Pat Hill

<b>FRESNO STATE</b>	7	0	3	6	-	16
<b>UTAH</b>	7	0	7	3	-	17

#### First Quarter

FS Williams 75-yard yard blocked FG return (Hanna kick)

UTAH Anderson 34-yard run (Truhe kick)

#### Third Quarter

FS Hanna 27-yard FG

UTAH Anderson 5-yard run (Truhe kick)

#### Fourth Quarter

FS Ward 2-yard run (kick blocked)

UTAH Truhe 33-yard FG

**(SATURDAY, DEC. 18, 1999)** – The eighth edition of the Las Vegas Bowl provided memorable performances from key players. Fresno State's Terence Brown blocked two kicks, including one that was returned for a touchdown.

For the University of Utah, Las Vegas Bowl MVP Mike Anderson rushed 34 times for 254 yards and two touchdowns.

The game itself also was stellar as the Utes' overcame a fourth quarter deficit to defeat the Bulldogs, 17-16.

Utah held the ball for 35:54 and gained 548 yards of total offense. Mike Anderson rushed for 254 yards, the sixth-highest total in bowl history.

TEAM STATISTICS	FS	UTAH
First Downs	16	25
Rushes - Yards	32-132	54-334
Passing Yards	147	214
Total Yards	279	548
Passing (Comp-Att-Int)	14-48-0	11-24-1
Punts - Avg.	5-37.2	4-39.0
Fumbles - Lost	0-0	0-0
Penalties - Yards	6-59	15-151
Time of Poss.	24:06	35:54

#### INDIVIDUAL STATISTICS

**RUSHING** – Fresno St.: Ward 15-63; Gaines 8-34; Armstrong 4-29; Smith 3-22; Wright 2-4. Utah: Anderson 34-254; Bacon 8-91; Russell 1-4; Arceneaux 9-14; Croshaw 2-0.

**PASSING** – Fresno St.: Volek 14-28-0-147. Utah: Arceneaux 8-15-0-94; Croshaw 3-9-1-120.

**RECEIVING** – Fresno St.: Wright 6-55; Smith 4-53; Armstrong 1-20; Mahdi 1-8; Branstetter 1-6; Berrian 1-5. Utah: Russell 5-96; Bendinger 2-70; Utu 2-28; Anderson 1-15; Richardson 1-5.



#### KICKOFF TIME

3:00 pm PT

#### ATTENDANCE

28,227

#### MVP

Mike Anderson  
RB - Utah  
34-254, 2 TDs



# YEAR-BY-YEAR RECAPS

## 2000 LAS VEGAS BOWL IX

### 8-5



### 31

#### UNLV HEAD COACH:

John Robinson

### 6-6



### 14

#### ARKANSAS HEAD COACH:

Houston Nutt

<b>ARKANSAS</b>	7	7	0	0	-	14
<b>UNLV</b>	0	14	7	10	-	31

#### First Quarter

ARK Stinson 7-yard pass from Hampton (O'Donohoe kick)

#### Second Quarter

UNLV Turner 19-yard pass from Thomas (Pieffer kick)

ARK Williams 25-yard pass from Hampton (O'Donohoe kick)

UNLV Turner 5-yard pass from Thomas (Pieffer kick)

#### Third Quarter

UNLV Mason 54-yard pass from Thomas (Pieffer kick)

#### Fourth Quarter

UNLV Pieffer 26-yard FG

UNLV Brown 18-yard run (Pieffer kick)

**(THURSDAY, DEC. 21, 2000)** – Both participants entered the Las Vegas Bowl with momentum.

After falling to 4-5, Arkansas finished the season with wins over SEC-rivals Mississippi State and LSU to earn a berth in the Las Vegas Bowl. Similarly, after falling to 4-5 after a loss to Utah, UNLV recorded three straight wins and capped the season with a thrilling 34-32 win against Hawaii.

The Razorbacks jumped out to a 14-7 lead midway through the second quarter when QB Robby Hampton found Boo Williams for a 25-yard touchdown pass.

The Rebels answered before halftime when eventual Las Vegas Bowl MVP Jason Thomas found Nate Turner for five yards to tie the score at 14-14.

In the second half, UNLV took the lead for the first time when Thomas hooked up with Troy Mason for 54 yards.

The Rebels never relinquished the lead holding the Razorbacks scoreless in the second half to record a 31-14 victory.

TEAM STATISTICS	ARK	UNLV
First Downs	15	19
Rushes - Yards	32-127	47-314
Passing Yards	183	217
Total Yards	298	476
Passing (Comp-Att-Int)	18-40-0	12-17-0
Punts - Avg.	7-46.1	4-40.3
Fumbles - Lost	0-0	6-1
Penalties - Yards	6-76	12-119
Time of Poss.	29:35	30:25

#### INDIVIDUAL STATISTICS

**RUSHING** – Arkansas: Holmes 26-104; Howard 1-12; Hampton 4-10; Stinson 1-1. UNLV: Rudolf 14-110; Brown 13-80; Wofford 4-44; Thomas 10-45; Turner 1-18; Johnson 2-12; Costa 1-4; Gordon 1-1; Team 1-(minus 22).

**PASSING** – Arkansas: Hampton 18-40-0-183. UNLV: Thomas 12-17-0-217.

**RECEIVING** – Arkansas: Williams 7-97; Smith 4-26; Snowden 4-20; Hamilton 2-33; Stinson 1-7. UNLV: Turner 8-126; Mason 3-89; Wofford 1-2.



#### KICKOFF TIME

5:08 pm PT

#### ATTENDANCE

29,113

#### MVP

Jason Thomas  
QB - UNLV  
12-17-217, 3 TDs



# YEAR-BY-YEAR RECAPS

## 2001

### SEGA SPORTS LAS VEGAS BOWL

## 8-4



## 10

**UTAH HEAD COACH:**

Ron McBride

## 6-6



## 6

**USC HEAD COACH:**

Pete Carroll

<b>UTAH</b>	7	3	0	0	-	10
<b>USC</b>	0	0	6	0	-	6

**First Quarter**

UTAH Tate 3-yard run (Kaneshiro kick)

**Second Quarter**

UTAH Kaneshiro 26-yard FG

**Third Quarter**

USC Byrd 2-yard run (Davis kick failed)

**(TUESDAY, DEC. 25, 2001)** – In the first Las Vegas Bowl played on Christmas Day, the Utah Utes of the Mountain West Conference recorded a 10-6 victory over the Pac-10 Conference's USC Trojans.

The Utah rushing game, headed by the tandem of Adam Tate (23 rushes for 103 yards) and MVP Dameon Hunter (17 rushes for 94 yards), controlled the line of scrimmage and dominated time of possession, holding the ball for 38:01.

The Utes controlled the first 30 minutes and led 10-0 at halftime on a 3-yard touchdown run by Tate in the first quarter and a 26-yard field goal by Ryan Kaneshiro in the second.

The Trojans, led by junior QB Carson Palmer, began the third period with an 80-yard 12-play drive to cut Utah's lead to 10-6. The Utes defense held the Trojans scoreless the rest of the way to claim the Sega Sports Las Vegas Bowl championship trophy.

Utah held USC to 1-yard rushing and 151-yards total and controlled the ball for 38:01. As a team, Utah rushed the ball 54 times for 222 yards.

TEAM STATISTICS	UTAH	USC
First Downs	20	12
Rushes - Yards	54-222	25-1
Passing Yards	136	150
Total Yards	358	151
Passing (Comp-Att-Int)	11-21-1	15-26-0
Punts - Avg.	6-38.0	8-37.8
Fumbles - Lost	0-0	0-0
Penalties - Yards	10-95	6-47
Time of Poss.	38:01	21:59

**INDIVIDUAL STATISTICS**

**RUSHING** – Utah: Tate 23-103; Hunter 17-94; Russell 2-15; Ita'Aehau 1-7; Houston 1-3; Rice 12-1; Smith 1-1; Fortune 1-1; Team 2-(minus 3). USC: Byrd 10-31; Howard 3-14; Poston 3-12; Hale 1-8; Team 2-(minus 13); Palmer 6-(minus 51).

**PASSING** – Utah: Rice 12-21-1-136. USC: Palmer 15-26-0-150.

**RECEIVING** – Utah: Lyman 4-41; Richardson 3-35; Smith 2-24; Russell 2-19; Houston 1-17. USC: Kelly 3-33; Pitts 3-32; Colbert 2-38; Holmes 2-16; Dickerson 2-8; Hale 1-13; Byrd 1-8; Landrigan 1-2.


**KICKOFF TIME**

1:30 pm PT

**ATTENDANCE**

30,894

**MVP**

 Dameon Hunter  
RB - Utah  
17-94



# YEAR-BY-YEAR RECAPS

## 2002

SEGA SPORTS LAS VEGAS BOWL

8-5



27

**UCLA INTERIM HEAD COACH:**

Ed Kezirian

6-6



13

**NEW MEXICO HEAD COACH:**

Rocky Long

<b>UCLA</b>	3	3	7	14	-	27
<b>NEW MEXICO</b>	6	0	0	7	-	13

**First Quarter**

UCLA Fikse 49-yard FG

UNM Black 55-yard interception return (kick blocked)

UCLA Fikse 39-yard FG

**Second Quarter**

UCLA Bragg 74-yard punt return (Fiske kick)

**Third Quarter**

UCLA Page 29-yard interception return (Griffith kick)

**Fourth Quarter**

UCLA Ebell 1-yard run (Fikse kick)

UNM Manning 11-yard pass from Kelly (Byrd kick)

**(WEDNESDAY, DEC. 25, 2002)** – UCLA interim head coach Ed Kezirian led the Bruins to a 27-13 victory over New Mexico in the eleventh edition of the Las Vegas Bowl.

UNM, making only its second bowl appearance in 41 years, jumped out to a 6-3 lead on a 55-yard interception return by Desmar Black in the first quarter. Following the touchdown, Katie Hnida became the first woman to play in a Division I-A football game when she attempted the extra point. The kick, which sailed low, was blocked by the Bruins.

In the second half, UCLA (8-5) got the big plays and defensive stops it needed to seal the victory. The Bruins put the game away with a 74-yard punt return by MVP Craig Bragg and two touchdowns in the fourth quarter off New Mexico turnovers. Safety Jarrad Page scored one minute into the fourth quarter on a 29-yard interception return after he picked the ball out of the air on a pass from Casey Kelly that hit tight end Zach Cresap in the back.

Freshman halfback Tyler Ebell scored with 10:40 left after New Mexico's third turnover of the game – a fumble by wide receiver Joe Manning that was recovered by linebacker Brandon Chillar at the Lobo 31.

**TEAM STATISTICS**

	<b>UCLA</b>	<b>UNM</b>
First Downs	9	15
Rushes - Yards	39-73	34-45
Passing Yards	94	237
Total Yards	167	282
Passing (Comp-Att-Int)	12-22-1	18-35-1
Punts – Avg.	8-44.9	6-38.5
Fumbles – Lost	1-0	4-2
Penalties – Yards	10-108	9-68
Time of Poss.	31:13	28:47

**INDIVIDUAL STATISTICS**

**RUSHING** – New Mexico: Brody 4-17; Moore 14-17; Counter 1-9; Boyd 2-5; Millea 3-2; Byrd 1-1; Kelly 8-(minus 4); Gaus 1-(minus 4). UCLA: Ebell 25-70; White 9-23; Harris 1-0; Sciarra 1-(minus 4); Olson 1-(minus 4); Moore 2-(minus 12).

**PASSING** – New Mexico: Kelly 18-32-1-237; Brunner 0-1-0-0; Millea 0-1-0-0; Team 0-1-0-0. UCLA: Moore 9-16-0-80; Olson 3-6-1-14; Sciarra 0-0-0-0.

**RECEIVING** – New Mexico: Counter 5-78; Farrell 4-78; Manning 3-42; Moore 3-13; Cresap 1-15; Thomas 1-7; Penley 1-4. UCLA: Bragg 4-38; Taylor 4-19; White 2-18; Carter 1-16; Groves 1-3.

**KICKOFF TIME**

1:30 pm PT

**ATTENDANCE**

30,324

**MVP**Craig Bragg  
WR - UCLA

4-38; 74-yd Punt Return



# YEAR-BY-YEAR RECAPS

## 2003 LAS VEGAS BOWL XII

8-5



55

### OREGON STATE HEAD COACH:

Mike Riley

8-5



14

### NEW MEXICO HEAD COACH:

Rocky Long

<b>OREGON STATE</b>	17	14	10	14	-	55
<b>NEW MEXICO</b>	7	0	0	7	-	14

#### First Quarter

OSU Jackson 34-yard pass from Anderson (Yliniemi kick)  
 OSU Yliniemi 21-yard FG  
 UNM Baskett 27-yard pass from Kelly (Zunker kick)  
 OSU Hass 42-yard pass from Anderson (Yliniemi kick)

#### Second Quarter

OSU Jackson 3-yard run (Yliniemi kick)  
 OSU Jackson 11-yard run (Yliniemi kick)

#### Third Quarter

OSU Jackson 6-yard run (Yliniemi kick)  
 OSU Yliniemi 31-yard FG

#### Fourth Quarter

OSU Jackson 1-yard run (Yliniemi kick)  
 UNM Counter 17-yard pass from McKamey (Zunker kick)  
 OSU Hawkins 19-yard pass from Rothenfluh (Yliniemi kick)

**(WEDNESDAY, DEC. 24, 2003)** – In Mike Riley's first bowl appearance as a head coach, Oregon State completely dominated New Mexico by a score of 55-14. Junior running back Steven Jackson, a native of Las Vegas, earned Las Vegas Bowl MVP honors after scoring five touchdowns and rushing for 149 yards on 28 carries.

Jackson also had five catches for 51 yards for 200 all-purpose yards. Jackson's five scores – a 34-yard touchdown reception from Derek Anderson and touchdown runs of 3, 11, 6 and 1 yards – tied the all-time bowl record held by two players: Sheldon Canley of San Jose State who scored five times against Central Michigan in 1990's California Bowl and Barry Sanders who tallied five scores (all rushing) against Wyoming in the 1988 Holiday Bowl.

On the defensive side, Oregon State held heralded sophomore running back DonTrell Moore to 5 yards on 11 carries.



**KICKOFF TIME**  
4:30 pm PT

**ATTENDANCE**  
25,437

**MVP**  
Steven Jackson  
RB - Oregon State  
28-149, 4 TDs

### TEAM STATISTICS

	<b>OSU</b>	<b>UNM</b>
First Downs	29	7
Rushes - Yards	35-154	34-6
Passing Yards	386	121
Total Yards	540	127
Passing (Comp-Att-Int)	27-41-1	10-23-1
Punts - Avg.	3-37	10-39
Fumbles - Lost	1-1	1-1
Penalties - Yards	10-34	13-103
Time of Poss.	29:36	30:24

### INDIVIDUAL STATISTICS

**RUSHING** – Oregon St.: Jackson 28-149; Newson 1-5; Wright 5-3; Anderson 1-(minus 3). New Mexico: Byrd 2-13; McKamey 5-7; Moore 11-5; Brody 1-3; Cox 4-(minus 1); Kelly 9-(minus 20).

**PASSING** – Oregon St.: Anderson 21-32-1-322; Rothenfluh 6-8-0-64; Newson 0-1-0-0. New Mexico: Kelly 4-12-0-32; McKamey 4-9-1-25; Brunker 1-1-0-18; Baskett 1-1-0-46.

**RECEIVING** – Oregon St.: Euhus 7-121; Hass 6-88; Jackson 5-51; Newson 3-57; Gillett 3-25; Hawkins 1-19; Newton 1-15; Wright 1-10. New Mexico: Counter 2-63; Augustyniak 2-11; Thomas 2-3; Baskett 1-27; McKamey 1-18; Cresap 1-3; Moore 1-(-4).



# YEAR-BY-YEAR RECAPS

## 2004

### PIONEER PUREVISION LAS VEGAS BOWL

## 7-5



## 24

**WYOMING HEAD COACH:**

Joe Glenn

## 6-6



## 21

**UCLA HEAD COACH:**

Karl Dorrell

<b>WYOMING</b>	10	0	0	14	-	24
<b>UCLA</b>	0	14	7	0	-	21

**First Quarter**

WYO Yaussi 39-yard FG

WYO Holden 10-yard pass from Bramlet (Yaussi kick)

**Second Quarter**

UCLA Taylor 26-yard pass from Drew Olson (Medlock kick)

UCLA Bragg 17-yard pass from Koral (Medlock kick)

**Third Quarter**

UCLA Bragg 25-yard pass from Koral (Medlock kick)

**Fourth Quarter**

WYO Raterink 22-yard pass from Bouknight (Yaussi kick)

WYO Wadkowski 12-yard pass from Bramlet (Yaussi kick)

**(THURSDAY, DEC. 23, 2004)** – Wyoming won its first bowl game in nearly 30 years, upsetting heavily favored UCLA 24-21 in the 13th edition of the Pioneer PureVision Las Vegas Bowl before a bowl-record crowd of 27,784 at Sam Boyd Stadium.

The Cowboys jumped out to an early 10-0 lead on a 39-yard field goal by Deric Yaussi and then a 10-yard touchdown pass from Corey Bramlet to Tyler Holden late in the opening quarter.

UCLA answered with two passing touchdowns in the second quarter, the first a 26-yard hook-up between Bruin quarterback Drew Olson and wide receiver Junior Taylor, cutting the lead to 10-7. After Olson hurt his knee, Bruin backup David Koral came in and kept the Bruin offense moving connecting with Craig Bragg twice, once in the second and again in the third quarter to give UCLA a 21-10 lead heading into the fourth quarter.

The Cowboys used a trick play to cut into the deficit, as Jovon Bouknight threw a pass on a wide receiver reverse that J.J. Raterink hauled in for a 22-yard touchdown that trimmed the margin to 21-17. Bramlet then completed the Cowboy comeback, firing a 12-yard touchdown pass to John Wadkowski with 57 seconds left in the game. Bramlet finished the game with 307 yards passing and two touchdowns, earning him MVP honors.

TEAM STATISTICS	WYO	UCLA
First Downs	19	19
Rushes - Yards	30-76	42-126
Passing Yards	329	185
Total Yards	405	311
Passing (Comp-Att-Int)	21-38-1	13-24-0
Punts – Avg.	7-32.0	6-44.0
Fumbles – Lost	1-0	6-2
Penalties – Yards	11-114	10-84
Time of Poss.	30:11	29:49

**INDIVIDUAL STATISTICS**

**RUSHING** – Wyoming: Harris 13-27; Davis 1-16; Harrison 5-16; Bouknight 1-13; Bramlet 9-5. UCLA: Drew 25-126; Markey 5-20; White 3-3; Olson 1-(minus 9); Koral 8-(minus 14).

**PASSING** – Wyoming: Bramlet 20-34-1-307; Raterink 0-3-0-0; Bouknight 1-1-0-22. UCLA: Olson 6-12-0-96; Koral 12-7-0-89.

**RECEIVING** – Wyoming: Bouknight 5-107; Holden 4-115; Pleasant 4-51; Barge 3-8; Wadkowski 2-20; Raterink 1-22; Ford 1-5; Harris 1-1. UCLA: Bragg 7-95; Markey 2-14; Taylor 1-29; White 1-6.



**KICKOFF TIME**  
7:00 pm PT

**ATTENDANCE**  
27,784

**MVP**  
Corey Bramlet  
QB - Wyoming  
20-34-307, 2 TDs



# YEAR-BY-YEAR RECAPS

## 2005

### PIONEER PUREVISION LAS VEGAS BOWL

## 8-4



## 35

**CALIFORNIA HEAD COACH:**

Jeff Tedford

## 6-6



## 28

**BYU HEAD COACH:**

Bronco Mendenhall

<b>BYU</b>	0	14	0	14	-	28
<b>CALIFORNIA</b>	7	14	14	0	-	35

**First Quarter**

Cal Lynch 3-yard run (Schneider kick)

**Second Quarter**

BYU Brown 19-yard pass from Beck (McLaughlin kick)

Cal Lynch 23-yard run (Schneider kick)

BYU Tahi 3-yard run (McLaughlin kick)

Cal Jackson 42-yard pass from Levy (Schneider kick)

**Third Quarter**

Cal Lynch 35-yard run (Schneider kick)

Cal Jackson 22-yard pass from Levy (Schneider kick)

**Fourth Quarter**

BYU Harline 7-yard pass from Beck (McLaughlin kick)

BYU Watkins 9-yard pass from Beck (McLaughlin kick)

**(THURSDAY, DEC. 22, 2005)** – Cal's Marshawn Lynch rushed for career highs of 194 yards and three touchdowns to help the Golden Bears hold off BYU and win the 2005 Pioneer PureVision Las Vegas Bowl 35-28 before a packed Sam Boyd Stadium on Dec. 22.

Lynch earned MVP honors for his running efforts, racking up 194 yards and three touchdowns, while teammate DeSean Jackson caught two scoring passes for Cal, which improved to 8-4.

Cal took a 21-point lead into the final quarter after Lynch's 35-yard scoring run and Jackson's 22-yard diving TD catch in the third, but BYU quarterback John Beck responded with scoring passes to Jonny Harline and Todd Watkins, whose 9-yard grab with 5:35 left cut Cal's lead to seven points.

BYU had a chance to tie late in the game, but Beck's arm was hit by Cal lineman Phillip Mbakogu, and Daymeion Hughes intercepted the wobbling pass to seal the Bears' second bowl victory in three postseason trips under head coach Jeff Tedford.

Beck set Pioneer PureVision Las Vegas Bowl records by going 35-for-53 for 352 yards and three TDs. Enjoying playing before a partisan Cougar crowd among the bowl-record 40,053 fans, BYU made its first bowl trip in four years and finished the season at 6-6.

TEAM STATISTICS	BYU	CAL
First Downs	27	26
Rushes - Yards	27-94	43-241
Passing Yards	352	228
Total Yards	446	469
Passing (Comp-Att-Int)	35-53-2	16-23-0
Punts - Avg.	4-41.8	4-41.3
Fumbles - Lost	1-0	1-0
Penalties - Yards	12-103	9-85
Time of Poss.	33:07	26:53

**INDIVIDUAL STATISTICS**

**RUSHING** – BYU: Beck 7-42; Brown 12-28; Tahi 8-24. CAL: Lynch 24-194; Forsett 8-37; Jordan 2-10; Manderino 2-7; Levy 4-0.

**PASSING** – BYU: Beck 53-35-2-352. CAL: Levy 23-16-0-228.

**RECEIVING** – BYU: Meikle 12-93; Harline 7-73; Watkins 5-93; Brown 5-45; Allen 2-31; Tahi 2-9; Coats 1-7; Ashworth 1-1. CAL: Jackson 6-130; Jordan 3-15; Beegun 2-32; Lynch 2-27; Manderino 2-20; DeSa 1-4


**KICKOFF TIME**

5:00 pm PT

**ATTENDANCE**

40,053

**MVP**

Marshawn Lynch  
RB - Cal  
24-193, 3 TDs



# YEAR-BY-YEAR RECAPS

## 2006

### PIONEER PUREVISION LAS VEGAS BOWL

## 11-2



## 38

**BYU HEAD COACH:**

Bronco Mendenhall

## 7-6



## 8

**OREGON HEAD COACH:**

Mike Bellotti

<b>#19/20 BYU</b>	0	17	7	14	-	38
<b>OREGON</b>	0	0	0	8	-	8

**Second Quarter**

BYU McLaughlin 24-yard FG

BYU Brown 6-yard run (McLaughlin kick)

BYU Harline 41-yard pass from Beck (McLaughlin kick)

**Third Quarter**

BYU Brown 4-yard run (McLaughlin kick)

**Fourth Quarter**

BYU Beck 13-yard run (McLaughlin kick)

ORE Paysinger 47-yard pass from Dixon (Johnson rush)

BYU Tonga 17-yard pass from Beck (McLaughlin)

**(THURSDAY, DEC. 21, 2006)** – BYU quarterback John Beck stood on the podium above a throng of blue-clad fans so dense the green field below them was barely visible. After five years of frustration and a decade of postseason futility, BYU finally had something to celebrate.

Beck passed for 375 yards and two touchdowns, leading the No. 19 Cougars to a 38-8 victory over Oregon in the Pioneer PureVision Las Vegas Bowl. BYU (11-2) closed the season with 10 straight victories, capping the streak with its first bowl win since 1996.

Beck was 28-for-46 with two interceptions, and got plenty of help. Curtis Brown ran for 120 yards and two TDs, Jonny Harline, voted game MVP, caught nine passes for 181 yards and Justin Robinson intercepted two passes for BYU, which shut out the Ducks (7-6) through three quarters.

Cougars fans who packed Sam Boyd Stadium with a record crowd of 44,615 stormed the field after the final play in celebration of the BYU blowout. It was the largest crowd in stadium history, breaking the previous high of 42,075 fans for UNLV's game against Wisconsin in 2002.

**TEAM STATISTICS**

	<b>BYU</b>	<b>ORE</b>
First Downs	27	26
Rushes - Yards	27-94	43-241
Passing Yards	352	228
Total Yards	446	489
Passing (Comp-Att-Int)	35-53-2	16-23-0
Punts - Avg.	4-41.8	4-41.3
Fumbles - Lost	1-0	1-0
Penalties - Yards	12-103	9-85
Time of Poss.	33:07	26:53

**INDIVIDUAL STATISTICS**

**RUSHING** – BYU: Brown 17-120; Beck 6-26; Tonga 4-21; Meikle 2-3; Vakapuna 2-3. OREGON: Dixon 10-51; Johnson 6-41; Stewart 7-21; Leaf 7-(-19);

**PASSING** – BYU: Beck 46-28-2-375-2 OREGON: Dixon 20-10-1-122-1; Leaf 14-6-1-44-0.

**RECEIVING** – BYU: Harline 9-181; Brown 7-55; Tonga 4-52; Jacobson 2-26; Reed 2-14; Collie 2-10; Allen 1-34; Vakapuna 1-3 OREGON: Kent 5-33; Johnson 3-25; Dickson 3-20; Paysinger 1-47; Rosario 1-12; Stewart 1-9; Strong 1-8; Finley 1-7; Colvin 1-5.


**KICKOFF TIME**

5:01 pm PT

**ATTENDANCE**

44,615

**MVP**

 Jonny Harline  
TE - BYU  
9-181, 1 TD



# YEAR-BY-YEAR RECAPS

## 2007 PIONEER LAS VEGAS BOWL

### 11-2



### 17

#### BYU HEAD COACH:

Bronco Mendenhall

### 6-7



### 16

#### UCLA INTERIM HEAD COACH:

DeWayne Walker

<b>UCLA</b>	3	10	0	3	-	16
<b>#19/19 BYU</b>	3	14	0	0	-	17

#### First Quarter

UCLA Forbath 22-yard FG

BYU Payne 29-yard FG

#### Second Quarter

BYU Collie 14-yard pass from Hall (Payne kick)

UCLA Forbath 52-yard FG

BYU Reed 13-yard pas from Hall (Payne kick)

UCLA Breazell 4-yard pass from Bethel-Thompson (Forbath kick)

#### Fourth Quarter

UCLA Forbath 50-yard FG

**(SATURDAY, DEC. 22, 2007)** – BYU (11-2) won its second-consecutive Pioneer Las Vegas Bowl, escaping with a 17-16 victory over UCLA (6-7) after defensive lineman Eathyn Manumaleuna blocked a 28-yard field goal as time expired. The second-largest crowd (40,712) in Pioneer Las Vegas Bowl history and an ESPNHD audience watched the thrilling game.

The unlikely ending followed a record-setting night by Bruin place-kicker Kai Forbath, who made a bowl-record 52-yard kick, along with attempts of 50 and 22 yards that kept the Bruins in it.

UCLA drove nearly the entire length of the field in the final two minutes to line up Forbath for the potential winner, but Manumaleuna and Brett Denney led a surge by the defensive line for the block and the Cougars got their first win over the Bruins since Steve Young was the Cougars' quarterback.

Cougar wide receiver Austin Collie, the MVP of the bowl, finished with six receptions for 107 yards and a touchdown in helping BYU win its 10th straight despite getting shut out in the second half.

Quarterback Max Hall threw two touchdowns in the first half as BYU grabbed a 17-6 lead. The Cougar victory avenged a 27-17 regular-season loss in Los Angeles and it snapped a seven-game losing streak to the Bruins.

TEAM STATISTICS	UCLA	BYU
First Downs	18	17
Rushes - Yards	47-162	28-34
Passing Yards	154	231
Total Yards	316	265
Passing (Comp-Att-Int)	11-29-1	21-35-0
Punts - Avg.	8-36.9	8-32.0
Fumbles - Lost	2-1	2-2
Penalties - Yards	5-46	2-20
Time of Poss.	33:13	26:47

#### INDIVIDUAL STATISTICS

**RUSHING** – UCLA: Markey 27-117; Ramirez 4-26; Rasshan 4-17; Moline 4-14; Cowan 1-2; Breazell 1-(-5); Bethel-Thompson 6-(-9). BYU: Tonga 3-21; Unga 17-16; Vakapuna 3-4; Hall 5-(-7).

**PASSING** – UCLA: Bethel-Thompson 11-27-1-154-1; Breazell 0-1-0-0-0; Rasshan 0-1-0-0-0. BYU: Hall 21-35-0-231-2.

**RECEIVING** – UCLA: Breazell 4-44; Austin 3-34; Paulsen 2-43; Cowan 1-28; Markey 1-5. BYU: Collie 6-107; Pitta 5-38; Unga 3-26; Reed 2-19; Semanoff 2-17; George 2-12; Allen 1-12.



#### KICKOFF TIME

5:12 pm PT

#### ATTENDANCE

40,712

#### MVP

Austin Collie

WR - BYU

6-107, 1 TD



# YEAR-BY-YEAR RECAPS

## 2008

### PIONEER LAS VEGAS BOWL

## 8-5



## 31

#### ARIZONA HEAD COACH:

Mike Stoops

## 10-3



## 21

#### BYU HEAD COACH:

Bronco Mendenhall

#17/16 BYU	0	7	7	7	-	21
ARIZONA	7	3	14	7	-	31

#### First Quarter

ARIZ Grigsby 1-yard run (Bondzio kick) 6:23

#### Second Quarter

ARIZ Bondzio 31-yard FG 9:21

BYU Unga 1-yard run (Payne kick) 6:50

#### Third Quarter

BYU George 1-yard pass from Hall (Payne kick) 11:21

ARIZ Dean 37-yard pass from Tuitama (Bondzio kick) 7:07

ARIZ Gronkowski 24-yard pass from Tuitama (Bondzio kick) 0:25

#### Fourth Quarter

ARIZ Tuitama 6-yard run (Bondzio kick) 6:09

BYU Hall 1-yard run (Payne kick) 3:38

**(SATURDAY, DEC. 20, 2008)** – Arizona quarterback Willie Tuitama threw for two touchdowns and ran for another in leading his team to its first bowl-game victory in a decade as the Wildcats rallied to defeat BYU 31-21 in the 17th edition of the Pioneer Las Vegas Bowl on December 20.

Starring before a sold-out crowd of 40,047 fans at Sam Boyd Stadium, the senior signal caller won most valuable player honors after passing for 325 yards. Tuitama threw a 37-yard score to Delashaun Dean in the third quarter and then a 24-yard touchdown to Rob Gronkowski just a few minutes later as Arizona overcame a 14-10 BYU lead in the second half. He capped off a 21-point run with a six-yard rush in the fourth.

The Wildcats finished the season at 8-5 after playing in their first bowl game since the 1998 Holiday Bowl. BYU, which missed all three of its field-goal attempts, turned the ball over three times. Quarterback Max Hall lost two fumbles and threw an interception as the Cougars, who were making their fourth straight appearance in the game, finished 10-3 overall.

#### TEAM STATISTICS

	BYU	ARIZ
First Downs	22	20
Rushes - Yards	32-116	28-91
Passing Yards	328	325
Total Yards	444	416
Passing (Comp-Att-Int)	30-46-1	24-35-0
Punts – Avg.	3-37.0	3-32.3
Fumbles – Lost	4-2	3-3
Penalties – Yards	10-76	7-54
Time of Poss.	32:48	27:12

#### INDIVIDUAL STATISTICS

**RUSHING** – BYU: Unga 17-71; Kariya 3-24; Hall 10-16; Collie 1-3; Vakapuna 1-2. UA: Grigsby 20-87; Thomas 3-12; Team 2-(-4); Tuitama 3-(-4).

**PASSING** – BYU: Hall 30-46-1-328-1. UA: Tuitama 24-35-0-325-2.

**RECEIVING** – BYU: Collie 11-119; Reed 9-117; Pitta 5-58; George 2-15; Kariya 1-8; Unga 1-6; Vakapuna 1-5. UA: Dean 7-88; Turner 4-111; Thomas 4-29; R. Gronkowski 4-27; C. Gronkowski 2-43; Antolin 2-21; Criner 1-6.



#### KICKOFF TIME

5:06 pm PT

#### ATTENDANCE

40,047

#### MVP

Willie Tuitama  
QB - Arizona  
24-35-325, 2 TDs  
3-(-4), 1 TD



# YEAR-BY-YEAR RECAPS

## 2009 MAACO BOWL LAS VEGAS

### 11-2



### 44

#### BYU HEAD COACH:

Bronco Mendenhall

### 8-5



### 20

#### OREGON STATE HEAD COACH:

Mike Riley

#16/20 OREGON ST.	7	0	0	13	-	20
#15/14 BYU	14	9	7	14	-	44

#### First Quarter

OSU	Canfield 1-yard run (Kahut kick)	8:46
BYU	Unga 1-yard run (Payne kick)	2:47
BYU	Bauman 34-yard fumble recovery (Payne kick)	1:41

#### Second Quarter

BYU	Payne 28-yard field goal	9:21
BYU	Ashworth 25-yard pass from Hall (kick failed)	6:22

#### Third Quarter

BYU	Pitta 17-yard pass from Hall (Payne kick)	8:51
-----	---	------

#### Fourth Quarter

BYU	Tonga 15-yard pass from Hall (Payne kick)	12:51
OSU	Rodgers, Jacq. 1-yd run (Kahut kick)	9:00
BYU	Tonga 18-yard run (Payne kick)	3:22
OSU	Adeniji 31-yard pass from Katz (Kahut kick)	2:35

**(TUESDAY, DEC. 22, 2009)** – BYU quarterback Max Hall completed 19-of-30 passes and threw for three touchdowns as the Cougars ran away with the 44-20 win over the Oregon State Beavers in the 18th-annual Las Vegas Bowl.

BYU, making its fifth straight appearance in the Las Vegas Bowl, feel behind 7-0 early after the Beavers' Sean Canfield punched it in from a yard out in the first quarter. The Cougars would answer, tying the game at 7-7 following a Harvey Unga one-yard touchdown run and then taking the lead after Matt Bauman scooped up a Jacquizz Rodgers fumble and returned it 34 yards for the go-ahead score.

BYU added to its lead in the second with a Mitch Payne field goal and a Luke Ashworth 25-yard touchdown reception from Hall, bringing the score to 23-7 at half.

Hall added a touchdown pass in the third and fourth, helping put the game out of reach at 37-7.

The Cougars held the OSU offense to under 100 yards rushing on the night. Hall took home MVP honors as he helped BYU to its third Las Vegas Bowl title in five years.



**KICKOFF TIME**  
5:01 pm PT

**ATTENDANCE**  
40,018

**MVP**  
Max Hall  
QB - BYU  
19-30-192, 3 TDs

#### TEAM STATISTICS

	OSU	BYU
First Downs	17	18
Rushes - Yards	27-88	35-116
Passing Yards	217	192
Total Yards	305	308
Passing (Comp-Att-Int)	22-47-1	19-30-0
Punts - Avg.	4-26.0	4-37.5
Fumbles - Lost	2-2	2-2
Penalties - Yards	11-96	9-73
Time of Poss.	29:57	30:03

#### INDIVIDUAL STATISTICS

**RUSHING** – OSU: Rodgers; Jacq. 18-63-1; Rodgers; James 4-14; Katz 2-9; Canfield 2-1; Stevenson 1-1. BYU: Unga 24-71-1; Tonga 5-42-1; Jorgensen 1-6; Hall 5-(-3).

**PASSING** – OSU: Canfield 19-40-1-168-0; Katz 2-6-0-46-1; Hekker 1-10-3-0. BYU: Hall 19-30-0-192-3.

**RECEIVING** – OSU: Adeniji 7-102-1; Rodgers; James 4-30; Rodgers; Jacq. 4-13; Bishop 2-21; Kjos 1-20; Halahuni 1-12; Wheaton 1-12; Parker 1-4; Mitchell 1-3. BYU: Pitta 5-45-1; George 4-46; Unga 3-15; Jacobson 2-27; Tonga 2-19-1; Ashworth 1-25-1; Di Luigi 1-9; Chambers 1-6.



# YEAR-BY-YEAR RECAPS

## 2010 MAACO BOWL LAS VEGAS

### 12-1



### 26

### BOISE STATE HEAD COACH:

Chris Petersen

### 10-3



### 3

### UTAH HEAD COACH:

Kyle Whittingham

#20/19 UTAH	3	0	0	0	-	3
#10/10 BOISE STATE	0	16	7	3	-	26

#### Second Quarter

UTAH Phillips 44-yard FG 0:56

#### Second Quarter

BSU Martin 84-yard run (Brotzman kick) 8:39

BSU Brotzman 29-yard field goal 2:27

BSU Shoemaker 25-yard pass from Moore (2pt. att. failed) 0:18

#### Third Quarter

BSU Pettis 18-yard pass from Moore (Brotzman kick) 8:18

#### Fourth Quarter

BSU Brotzman 21-yard field goal 8:49

(WEDNESDAY, DEC. 22, 2010) – Kellen Moore threw for 339 yards on 28-of-38 attempts and two touchdowns, helping lead No. 10 Boise State to a 26-3 victory and end No. 19 Utah's nine-game bowl winning streak here at the MAACO Bowl Las Vegas at Sam Boyd Stadium.

Moore was voted the Rossi T. Ralenkotter Most Valuable Player for the game, overcoming a slow start in which the Broncos turned the ball over on three of their first five possessions and were held scoreless in the opening quarter for the first time all season.

Utah could not capitalize early after recovering a Boise State fumble on its own 20-yard line, losing two yards on the drive before pulling a 39-yard field goal attempt wide left.

Linebacker Chaz Walker set the Utes up with great field position after intercepting Moore and making his way down to the 32-yard line. Utah's Joe Phillips connected from 44 yards out to give the Utes a 3-0 lead with just under a minute on the clock in the opening quarter.

Boise State answered in the second with 16 points, highlighted by the longest play from scrimmage in Las Vegas Bowl history, an 84-yard run from Doug Martin. Martin finished with 147 yards on 17 carries for the night, out-rushing Utah's entire team in the process.

After a Kyle Brotzman 29-yard field goal, the Broncos continued their momentum heading into the locker room by utilizing perfect execution of the two-minute drill with under a minute left in the half. Moore completed two straight passes before finding a streaking Tyler Shoemaker down the middle of the field from 25 yards out.

TEAM STATISTICS	UTAH	BSU
First Downs	8	23
Rushes - Yards	29-107	37-202
Passing Yards	93	341
Total Yards	200	543
Passing (Comp-Att-Int)	10-24-0	29-40-1
Punts - Avg.	5-41.2	1-47.0
Fumbles - Lost	3-3	4-3
Penalties - Yards	10-83	3-29
Time of Poss.	26:50	33:10

Boise State added a touchdown in the third quarter when Moore found Austin Pettis from 18 yards out and Brotzman converted a 21-yard chip shot in the fourth to cap the scoring at 26-3 in favor of the co-Western Athletic Conference champions.

The Broncos dominated offensively, outgaining Utah 543-200 for the game and held the Utes to just eight first downs on the night.

### INDIVIDUAL STATISTICS

**RUSHING** – UTAH: Wide 6-34; Smithson 3-32; Asiata 5-22; Cain 14-19; Brooks 1-0. BSU: Martin 17-147-2; Avery 12-55; Young 3-9; Potter 1-1; Paul 1-1; Moore 3-(-11);

**PASSING** – UTAH: Cain 12-24-0-93-0 BSU: 28-38-1-339-2; Potter 0-1-0-0-0; Pettis 1-1-0-2-0.

**RECEIVING** – UTAH: Smithson 3-56; Wide 3-21; Asiata 1-10; Matthews 1-6; Brooks 1-5; Vakapuna 1-(-5). BSU: Pettis 12-147-1; Young 6-64; Shoemaker 5-89-1; Avery 2-15; Martin 1-15; Efaw 1-7; Potter 1-3; Paul 1-1.



**KICKOFF TIME**  
5:06 pm PT

**ATTENDANCE**  
41,923

**MVP**  
Kellen Moore  
QB - Boise State  
28-38-339, 2 TDs



# YEAR-BY-YEAR RECAPS

## 2011 MAACO BOWL LAS VEGAS

### 12-1



### 56

### BOISE STATE HEAD COACH:

Chris Petersen

### 6-7



### 24

### ARIZONA STATE HEAD COACH:

Dennis Erickson

<b>ARIZONA STATE</b>	0	3	7	14	-	24
<b>#8/6 BOISE STATE</b>	14	14	7	21	-	56

#### First Quarter

BSU	Martin 100-yard kickoff return (Frisina Kick)	14:46
BSU	Shoemaker 14-yard pass from Moore (Frisina kick)	4:36

#### Second Quarter

BSU	Miller 2-yard pass from Moore (Frisina Kick)	12:03
ASU	Garoutte 32-yard field goal	5:44
BSU	Efaw 5-yard pass from Miller (Frisina Kick)	0:43

#### Third Quarter

ASU	Ross 98-yard kickoff return (Garoutte kick)	14:45
BSU	Taylor 100-yard interception return (Frisina kick)	6:52

#### Fourth Quarter

BSU	Harper 4-yard run (Frisina kick)	14:55
BSU	Stanaway 26-yard fumble return (Frisina kick)	14:17
ASU	Robinson 21-yard pass from Osweiler (Garoutte Kick)	13:05
BSU	Martin 2-yard run (Frisina kick)	2:24
ASU	Bell 30-yard pass from Osweiler (Garoutte Kick)	0:28

(THURSDAY, DEC. 22, 2011) – Sixth-ranked Boise State scored touchdowns in five different ways as part of a 56-24 blowout win over Arizona State to cap a year-long celebration of the 20th year of the MAACO Bowl Las Vegas.

In what was the final game of one of college football's most successful, Kellen Moore became the first quarterback in NCAA FBS history to reach 50 career victories as a starter as Boise State cruised to its first win over ASU to close the season at 12-1 overall for the second consecutive year.

The Broncos started out with a bang thanks to Doug Martin's 100-yard kickoff return for a touchdown on the opening play. It marked the longest return in MBLV history and was the first time any bowl game started with a return for a score since Ohio State did it in the 2007 BCS Championship against Florida. Martin was not nearly done with his heroics, however, as he went on to earn the Rossi T. Ralenkotter MVP Trophy after rolling up a staggering 301 all-purpose yards and two TDs. That total included 151 yards rushing on 31 carries and 26 more through the air on three receptions.

Boise State jumped out to a 21-0 lead with a 14-yard TD catch by Tyler Shoemaker and then a two-yard TD grab by Matt Miller both coming from the arm of Moore. Miller brought in another one just before halftime to make it 28-3 at the break. The Sun Devils showed life, however, coming out of the locker room as Rashad Ross took the third-quarter kickoff back for his own highlight play a 98-yard touchdown. Later in the game, ASU was heading in from the one-yard line looking to close the gap even more but Brock Osweiler's pass was intercepted by Jamar Taylor, who returned it 100 yards the other way for a stunning touchdown that sealed the outcome.

When Travis Stanaway scooped up an ASU fumble and took it 26 yards for six points in the fourth quarter, it meant Boise State had scored five different ways: pass, rush, return, interception and fumble.

#### TEAM STATISTICS

	ASU	BSU
First Downs	22	27
Rushes - Yards	21-(-11)	35-162
Passing Yards	395	298
Total Yards	384	460
Passing (Comp-Att-Int)	30-47-1	27-36-2
Punts - Avg.	6-37.3	3-38.0
Fumbles - Lost	2-1	1-1
Penalties - Yards	10-92	6-55
Time of Poss.	28:01	31:59

Despite his key pick, Osweiler was the quarterback who came away with historic numbers as he broke former BYU QB John Beck's MBLV record with 395 yards through the air to go with two scores. A majority of those yards went to Gerell Robinson, who shattered the record for receiving yards in the MAACO Bowl Las Vegas by finishing with 241 on 13 grabs, including a 21-yard score in the final quarter.

#### INDIVIDUAL STATISTICS

**RUSHING** – ASU : Morrison 2-15; Marshall 11-12; Osweiler 8-(-38). BSU: Martin 31-151-1; Burroughs 1-10; Harper 1-4; Moore; Ke. 1-(-1); Team 1-(-2).

**PASSING** – ASU: Osweiler 30-47-1-395-2. BSU: Moore; Ke. 26-34-2-293-2; Miller 1-1-0-5-1; Moore; Ki. 0-1-0-0-0

**RECEIVING** – ASU: Robinson 13-241-1; Middlebrooks 5-39; Pflugrad 4-45; Bell 2-41-1; Pickens 2-15; Kohl 2-9; Ross 1-9; Marshall 1-(-1). BSU: Efaw 5-38-1; Burroughs 4-59; Miller 4-32-1; Boldewign 3-57; Shoemaker 3-35-1; Martin 3-26; Moore; Ki. 2-30; Burroughs 1-12; Potter 1-12; Harper 1-(-3).



**KICKOFF TIME**  
5:06 pm PT

**ATTENDANCE**  
35,720

**MVP**  
Doug Martin  
RB - Boise State  
31-151, 1 TD



# YEAR-BY-YEAR RECAPS

## 2012 MAACO BOWL LAS VEGAS

### 11-2



### 28

### BOISE STATE HEAD COACH:

Chris Petersen

### 7-6



### 26

### WASHINGTON HEAD COACH:

Steve Sarkisian

<b>WASHINGTON</b>	3	14	6	3	-	26
<b>#20/15 BOISE STATE</b>	9	9	7	3	-	28

#### First Quarter

BSU	Frisina 34-yard FG	10:26
WASH	Coons 26-yard FG	4:47
BSU	Boldewijn 16-yard pass from Southwick (Frisina kick blocked)	0:15

#### Second Quarter

BSU	Frisina 30-yard FG	9:00
BSU	Huff 34-yard pass from Potter (Conversion failed)	5:25
WASH	Sankey 26-yard run (Coons kick)	4:42
WASH	Price 7-yard run (Coons kick)	0:03

#### Third Quarter

BSU	Huff 1-yard pass from Southwick (Frisina kick)	8:13
WASH	Seferian-Jenkins 6-yard pass from Price (Conversion failed)	2:28

#### Fourth Quarter

WASH	Coons 26-yard FG	4:09
BSU	Frisina 27-yard FG	1:16

**(SATURDAY, DEC. 22, 2012)** – The 21st edition of the game had the makings of a third straight Boise State blowout in the MAACO Bowl Las Vegas, but this time the Broncos' opponent not only rallied but even took the lead in the fourth quarter. In fact, it took Michael Frisina's 27-yard field goal with 1:16 left to give head coach Chris Petersen's squad the victory on a gorgeous Saturday afternoon at Sam Boyd Stadium December 22.

Mountain West co-champion Boise State became the first team to start out 3-0 in this bowl with a 28-26 victory over Washington of the Pac-12 Conference in front of 33,217 fans, which was the eighth-biggest Las Vegas Bowl crowd in history.

With a 12:30 pm PT kickoff, the 2012 version was the first day MBLV since UCLA downed New Mexico 27-13 on Christmas Day 2002. It was also the sixth Saturday kickoff in MAACO Bowl Las Vegas history and the first since 2008. In just the second meeting between the two schools, the victory improved the Broncos to 11-2 while the Huskies, who became the ninth Pac-12 team to appear in the bowl, finished 7-6 overall.

Trailing 18-3 in the second quarter after a couple of BSU touchdown passes and field goals, UW used a 26-yard Bishop Sankey rushing score and a seven-yard run by quarterback Keith Price to make it 18-17 at halftime. After each side added a touchdown in the third quarter, it came down to a kicking contest. With under five minutes left, Washington's Travis Coons nailed a 38-yarder to give his team its first and only lead of the day, 26-25. However, after the Broncos got a big kickoff return, quarterback Joe Southwick coolly led his squad down field and set up Frisina's game-winner. Boise State later sealed the win when Jeremy Ioane intercepted Price's pass as the Huskies neared midfield.

Southwick was efficient all day, finishing 26-of-38 for 264 yards, two score and no interceptions.

It was Sankey, however, who shined brightest. The sophomore tailback became the first player from the losing team to be voted the winner of the Rossi T. Ralenkotter MVP Trophy after he rushed 30 times for 205 yards and caught six passes for another 74 yards. His rushing total was the second-highest in Las Vegas Bowl history.

TEAM STATISTICS	WASH	BSU
First Downs	20	21
Rushes - Yards	20-205	21-109
Passing Yards	242	298
Total Yards	447	407
Passing (Comp-Att-Int)	20-39-2	27-39-0
Punts - Avg.	3-44.7	5-36.4
Fumbles - Lost	1-1	2-1
Penalties - Yards	2-10	3-23
Time of Poss.	30:59	29:01

### INDIVIDUAL STATISTICS

**RUSHING** – WASH: Sankey 30-205-1; Taylor 1-2; Price 7-(-2)-1. BSU: Harper 16-72; Southwick 11-39; Ajayi 4-7; Team 1-(-2); Potter 2-(-4); Williams-Rhodes 2-(-5).

**PASSING** – WASH: Price 20-39-2-242-1 BSU: Southwick 26-38-0-264-2; Potter 1-1-0-34-1.

**RECEIVING** – WASH: Williams 6-95; Sankey 6-74; Seferian-Jenkins 6-61-1; Mickens 2-12.

BSU: Potter 9-55; Miller 6-90; Boldewijn 5-59-1; Harper 3-14; Huff 2-35-2; Burks 1-40; Williams-Rhodes 1-5.



**KICKOFF TIME**  
12:35 pm PT

**ATTENDANCE**  
33,217

**MVP**  
Bishop Sankey  
RB - Washington  
30-205, 1 TD



# YEAR-BY-YEAR RECAPS

## 2013

### ROYAL PURPLE LAS VEGAS BOWL

## 10-4



## 45

#### USC INTERIM HEAD COACH:

Clay Helton

## 11-2



## 20

#### FRESNO STATE HEAD COACH:

Tim DeRuyter

<b>#21/20 FRESNO ST.</b>	6	0	7	7	-	20
<b>#25 BCS USC</b>	14	21	3	7	-	45

#### First Quarter

USC	Lee 10-yard pass from Kessler (Heidari Kick)	8:54
FS	Burse 8-yard pass from Carr (McGuire kick blocked)	8:33
USC	Agholor 40-yard pass from Kessler (Heidari Kick)	6:22

#### Second Quarter

USC	Agholor 17-yard pass from Kessler (Heidari Kick)	9:05
USC	Allen 24-yard run (Heidari Kick)	7:27
USC	Lee 40-yard pass from Kessler (Heidari Kick)	0:37

#### Third Quarter

FS	Adams 23-yard pass from Carr (McGuire kick)	11:42
USC	Heidari 39-yard field goal	6:44

#### Fourth Quarter

FS	Smith 41-yard interception return (McGuire kick)	14:40
USC	Allen 1-yard run (Heidari Kick)	4:44

**(SATURDAY, DEC. 21, 2013)** – Three different coaches, including one for the final game of the season? No problem.

USC ended its season with a 45-20 blowout win over 21st-ranked Fresno State in the Royal Purple Las Vegas Bowl on Saturday at Sam Boyd Stadium. The Trojans (10-4) earned their first postseason victory since 2009, while Fresno State still hasn't won a bowl game since 2007, having lost six of its last seven.

Cody Kessler passed for 345 yards (22-for-30) and a bowl-record four touchdowns in USC's win over the Bulldogs under interim coach Clay Helton, the team's third head coach in less than three months.

Marqise Lee and Nelson Agholor hauled in two touchdown catches apiece, while Javorius Allen rushed two more scores.

Derek Carr, who finished 30 for 54 through the air, passed for a mere 217 yards and two touchdowns in his final game at Fresno State (11-2).

USC beat the Bulldogs, soundly, opening up a 35-6 halftime lead and defending Fresno State's attempt at a second half comeback. The Trojans made their statement in the second quarter, scoring three touchdowns over a nine-minute span.

TEAM STATISTICS	FS	USC
First Downs	14	23
Rushes - Yards	6-37	45-143
Passing Yards	217	344
Total Yards	254	487
Passing (Comp-Att-Int)	30-55-1	22-30-1
Punts - Avg.	8-44.9	4-36.0
Fumbles - Lost	1-1	1-1
Penalties - Yards	5-65	11-98
Time of Poss.	18:33	38:47

Despite finishing his collegiate career without a bowl victory, Carr became the fourth player in NCAA history to surpass 5,000 yards passing and 50 TD passes during the game.

#### INDIVIDUAL STATISTICS

**RUSHING** – FS: Quezada 2-20; Waller 4-17. USC: Allen 26-75; Isaac 8-44; Vainuku 3-8; Lee 1-6; Akiba 2-6; Jaffe 1-4; Kessler 3-2; TEAM 1-(-2).

**PASSING** – FS: Carr 30-54-1-217; Smith 0-1-0-0. USC: Kessler 22-30-1-345.

**RECEIVING** – FS: Adams 9-74; Peck 6-47; Burse 6-39; Quezada 3-7; Waller 2-25; Jensen 2-9; Johnson 1-15; Watson 1-1. USC: Lee 7-118; Agholor 5-94; Allen 4-33; Rogers 2-31; Grimbale 2-22; Isaac 1-35; Telfer 1-11.



#### KICKOFF TIME

12:36 pm PT

#### ATTENDANCE

42,178

#### MVP

Cody Kessler  
QB - USC

22-30-344, 4 TDs, 1 INT



# YEAR-BY-YEAR RECAPS

## 2014

### ROYAL PURPLE LAS VEGAS BOWL

## 9-4



## 45

#### UTAH HEAD COACH:

Kyle Whittingham

## 10-3



## 10

#### CSU INTERIM HEAD COACH:

Dave Baldwin

<b>#23/25 UTAH</b>	21	3	7	14	-	45
<b>COLORADO STATE</b>	10	0	0	0	-	10

#### First Quarter

UTAH	Wilson 8-yard run (Phillips kick)	12:37
UTAH	McClellon 16-yard pass from Wilson (Phillips kick)	8:29
CSU	Grayson 39-yard pass from Lovett (Roberts kick)	5:42
UTAH	Booker 60-yard run (Phillips kick)	5:30
CSU	Roberts 41-yard FG	2:09

#### Second Quarter

UTAH	Phillips 38-yard FG	8:25
------	---------------------	------

#### Third Quarter

UTAH	Wilson 15-yard run (Phillips kick)	4:12
------	------------------------------------	------

#### Fourth Quarter

UTAH	Wilson 12-yard run (Phillips kick)	13:23
UTAH	Poole 10-yard run (Phillips kick)	12:28

**(SATURDAY, DEC. 20, 2014)** – Utah not only led the nation in sacks this past season, and prided itself by its stifling defense, which held five of its regular season opponents to 17 points or less.

In Saturday's Royal Purple Las Vegas Bowl, the 22nd-ranked Utes never missed a beat, as they routed Colorado State, 45-10, in the 23rd edition of the game.

Utah quarterback Travis Wilson ran for three touchdowns and passed for another en route to winning the game's MVP trophy. Wilson rushed for a season-high 91 yards on 11 carries and completed 17 of 26 passes for 158 yards.

Utah (9-4) scored three times in the first quarter and finished with 548 total yards, including 359 on the ground.

Devontae Booker ran for 162 yards and a TD and Troy McCormick ran for 86.

Colorado State (10-3) fell behind in the first three minutes and never found a groove for its normally explosive offense. It was the first time the Rams faced a ranked team this season, and marked their 16th consecutive loss against teams in the Top 25.

Mountain West Conference Offensive Player of the Year Garrett Grayson completed 21 of 35 passes for 242 yards, but was under pressure from Utah's defensive swarm, mostly in the second half, when the Rams were forced to throw the ball.

#### TEAM STATISTICS

	<b>UTAH</b>	<b>CSU</b>
First Downs	29	13
Rushes - Yards	48-359	19-12
Passing Yards	189	266
Total Yards	548	278
Passing (Comp-Att-Int)	19-29-1	21-35-1
Punts - Avg.	3-39.0	7-44.0
Fumbles - Lost	0-0	2-1
Penalties - Yards	7-68	7-68
Time of Poss.	33:56	26:04

Utah, which led the nation with 52 sacks, dropped Grayson twice in the game. Grayson also threw an interception and lost a fumble in the fourth quarter, both of which resulted in Utah touchdowns.

#### INDIVIDUAL STATISTICS

**RUSHING** – UTAH: Booker 26-162-1; Wilson 11-91-3; McCormick 5-86; Poole 3-12; Thompson 2-8; 1-3. CSU: Hart 7-21; Jarrells 6-13; Oden 1-12; Team 1-(-13); Grayson 4-(-21).

**PASSING** – UTAH: Wilson 17-26-1-158-1; Schultz 2-2-0-31; Thompson 0-1-0-0. CSU: Grayson 20-34-1-227-0; Lovett 1-1-0-39-1.

**RECEIVING** – UTAH: Scott 6-61; Clay 4-63; Booker 4-24; McClellon 2-22-1; Tonga 1-9; Fakailoatonga 1-7; McCormick 1-3. CSU: Higgins 7-110; Williams 3-49; Hansley 3-16; Lovett 1-39; Gaines 1-12; Jarrells 1-11; Peralta 1-7; Hart 1-4; Walker 1-2.



**KICKOFF TIME**  
12:36 pm PT

**ATTENDANCE**  
33,067

**MVP**  
Travis Wilson  
QB - Utah  
17-26-158, 1 TD  
11-91, 3 TDs



# YEAR-BY-YEAR RECAPS

## 2015

### ROYAL PURPLE LAS VEGAS BOWL

## 9-3


**UTAH HEAD COACH:**

Kyle Whittingham

## 9-3


**BYU HEAD COACH:**

Bronco Mendenhall

<b>BYU</b>	0	7	7	14	-	28
<b>#20/20 UTAH</b>	35	0	0	0	-	35

#### First Quarter

UTAH	Williams 1-yard run (Phillips kick)	10:59
UTAH	Carter 28-yard interception return (Phillips kick)	10:42
UTAH	Williams 1-yard run (Phillips kick)	9:01
UTAH	Hatfield 46-yard interception return (Phillips kick)	7:29
UTAH	Wilson 20-yard run (Phillips kick)	4:38

#### Second Quarter

BYU	Peck 3-yard pass from Mangum (Samson kick)	0:36
-----	--	------

#### Third Quarter

BYU	Bernard 10-yard run (Samson kick)	10:02
-----	-----------------------------------	-------

#### Fourth Quarter

BYU	Kurtz 5-yard pass from Mangum (Samson kick)	10:33
BYU	Mangum 4-yard run (Samson kick)	3:23

**(SATURDAY, DEC. 19, 2015)** – Utah scored 35 points in the first 11 minutes of the Royal Purple Las Vegas Bowl, and that's all the Utes would need.

In fact, it's all they ended up with in a 35-28 win over BYU, in the 24th edition of the Las Vegas Bowl, on Saturday at Sam Boyd Stadium. It was the first meeting of in the heated rivalry known as the Holy Way, outside of the state of Utah.

Utah took advantage of BYU's disastrous start, scoring its five first-quarter touchdowns on turnovers – including a pair of interceptions by Tevin Carter – then held on for the win as the Cougars clawed their way back in the final three quarters.

Utah struck first in the game, when Joe Williams culminated a six-play drive with a one-yard plunge just four minutes into the game. Then, one play after BYU's Riley Burt returned the kickoff to the 21-yard-line, BYU freshman quarterback Tanner Mangum was intercepted by Tevin Carter, who raced 28 yards to extend the Utes' lead.

Six plays into BYU's next drive, Carter swiped Mangum's throw at the 34-yard-line and returned it 33 yards. Williams punched in his second 1-yard TD run and six minutes into the Las Vegas Bowl the Utes were ahead, 21-0. Mangum threw his third interception of the quarter on BYU's next drive, this time by Dom Hatfield, who took it 46 yards to the house to give Utah a 28-0 lead.

Four turnovers. Four touchdowns.

Make it five, only this time it was BYU's Squally Canada who coughed up the ball. Utah quarterback Travis Wilson, the 2014 Las Vegas Bowl MVP, dictated the five-play drive and finished it with 20-yard scamper up the middle.

The 35-point first-quarter set a Las Vegas Bowl record for points in a quarter, as well as a Utah record for most first-quarter points (since 1968).

TEAM STATISTICS	BYU	UTAH
First Downs	21	14
Rushes - Yards	25-71	47-126
Passing Yards	315	71
Total Yards	386	197
Passing (Comp-Att-Int)	25-56-3	9-16-0
Punts – Avg.	4-39.0	6-49.5
Fumbles – Lost	2-2	0-0
Penalties – Yards	6-54	7-76
Time of Poss.	26:42	33:08

But BYU wouldn't go away. It was Mangum's poise that brought BYU back, and gave the Cougars a chance to steal the game at the end, as the second half was a different story for the 22-year-old. After completing 14 of 30 for 137 yards, three interceptions and one TD in the first half, Mangum finished 25 of 56 with two touchdowns and three picks while rushing for a score too.

#### INDIVIDUAL STATISTICS

**RUSHING** – BYU: Bernard 7-58-1; Brown 5-12; Mangum 11-3-1; Canada 1-1; Dye 1-(-)3. UTAH: Williams 25-91-2; Wilson 15-23-1; Hackett 1-21; Poole 1-0; Covey 1-0; Thompson 1-(-)5.

**PASSING** – BYU: Mangum 25-56-3-315-2. UTAH: 9-16-0-71-0.

**RECEIVING** – BYU: Houk 6-68; Juergens 5-55; Kurtz 4-56-1; Blackmon 3-97; Bernard 2-19; Brown 2-9; Mathews 2-8; Peck 1-3. UTAH: Williams 2-22; Handley 2-16; Covey 2-1; Smith 1-15; Scott 1-9; Thompson 1-8.



**KICKOFF TIME**  
12:36 pm PT

**ATTENDANCE**  
42,213

**MVP**  
Tevin Carter  
DB, Utah  
2 INTs, 1 TD



# YEAR-BY-YEAR RECAPS

## 2016

### LAS VEGAS BOWL

## 11-3



## 34

### SAN DIEGO STATE HEAD COACH:

Rocky Long

## 9-4



## 10

### HOUSTON HEAD COACH:

Major Applewhite

<b>HOUSTON</b>	10	0	0	0	-	10
<b>SAN DIEGO STATE</b>	0	6	14	14	-	34

#### First Quarter

HOU	Cummings 31-yard FG	6:38
HOU	Ward Jr. 2-yard run (Cummings kick)	1:22

#### Second Quarter

SDSU	Baron 23-yard FG	6:28
SDSU	Baron 28-yard FG	1:29

#### Third Quarter

SDSU	Pumphrey 32-yard run (Baron kick)	3:14
SDSU	Smith 54-yard interception return (Baron kick)	0:56

#### Fourth Quarter

SDSU	Anderson 28-yard pass from Chapman (Baron kick)	8:58
SDSU	Washington 7-yard run (Baron kick)	1:11

**(SATURDAY, DEC. 17, 2016)** – As San Diego State pulled away for its 34-10 victory over Houston in the 25th Las Vegas Bowl, a second victory for the Mountain West Conference on the opening day of the bowl season became an afterthought.

With 11:49 left in the game, the storyline changed as senior running back Donnel Pumphrey ran 15 yards down San Diego State's sideline, and became the NCAA career rushing leader. And has his teammates embraced him, tears ran faster than he did for 115 yards against the nation's No. 3 rushing defense.

Pumphrey – who had -1 yard after the first quarter – finished with 115 yards rushing and a touchdown to earn most valuable player honors in a game San Diego State (11-3) was installed as an underdog.

After a sluggish first half that saw Houston (9-4) open a 10-0 lead, the Aztecs scored 34 unanswered points en route to the win.

Pumphrey's senior total of 2,133 yards rushing ranks in the top 10 for an FBS player. Teammate Rashaad Penny finished with a mere 23 yards rushing, but it sent him over the 1,000-yard plateau, giving him 1,018 for the season, marking the first time in NCAA history one team had a 2,000-yard rusher and a 1,000-yard rusher in the same season.

While Pumphrey was doing his part to give his team a chance to win, San Diego State's defense dominated over the last three quarters. After gaining 102 yards on offense in the first quarter, Houston managed only 152 yards the rest of the way.

#### TEAM STATISTICS

	<b>HOU</b>	<b>SDSU</b>
First Downs	16	13
Rushes - Yards	41-25	37-127
Passing Yards	229	128
Total Yards	254	255
Passing (Comp-Att-Int)	25-34-4	10-14-0
Punts – Avg.	4-40.0	7-36.7
Fumbles – Lost	0-0	0-0
Penalties – Yards	2-10	3-25
Time of Poss.	32:12	27:48

The Aztecs intercepted Houston quarterback Greg Ward Jr., four times, including Ron Smith's 54-yard interception return.

San Diego State wideout Curtis Anderson also caught a 28-yard touchdown pass from Christian Chapman, while Juwan Washington ran for a touchdown, and placekicker John Baron booted two field goals for the Aztecs.

#### INDIVIDUAL STATISTICS

**RUSHING** – UH: Catalon 14-18; Wilson 4-6; Corbin 1-1; Ward Jr. 22-0. SDSU: Pumphrey 19-115; Penny 10-23; Washington 3-8; Agnew 1-1; Team 1(-1); Chapman 3(-19).

**PASSING** – UH: Ward Jr. 25-34-4-220-0. SDSU: Chapman 10-14-0-128-1.

**RECEIVING** – UH: Wilson 5-52; Bonner 5-42; Johnson 4-31; Catalon 4-9; Corbin 3-51; Dunbar 2-23; McCloskey 2-21. SDSU: Wells 4-33; Anderson 1-28-1; Pumphrey 1-26; Bawden 1-20; Holder 1-12; Houston 1-5; Penny 1-4.



**KICKOFF TIME**  
12:36 pm PT

**ATTENDANCE**  
29,286

**MVP**  
Donnel Pumphrey  
RB - San Diego State  
19-126, 1 TD



# YEAR-BY-YEAR RECAPS

## 2017

### MITSUBISHI MOTORS LAS VEGAS BOWL

## 11-3



## 38

#### BOISE STATE HEAD COACH:

Brian Harsin

## 7-6



## 28

#### OREGON HEAD COACH:

Mario Cristobal

<b>#25/25 BOISE STATE</b>	14	10	7	7	-	38
<b>OREGON</b>	0	14	0	14	-	28

#### First Quarter

BSU	Wolpin 1-yard run (Hoggarth kick)	8:17
BSU	Wilson 26-yard pass from Rypien (Hoggarth kick)	1:21

#### Second Quarter

BSU	Hoggarth 39-yard FG	8:59
BSU	Kaniho 53-yard interception return (Hoggarth kick)	5:11
ORE	Dye 86-yard fumble recovery (Schneider kick)	0:37
ORE	Robinson 100-yard interception return (Schneider kick)	0:07

#### Third Quarter

BSU	Dhaenens 13-yard pass from Rypien (Hoggarth kick)	9:41
-----	---	------

#### Fourth Quarter

ORE	Schooler 24-yard pass from Herbert (Schneider kick)	10:07
BSU	Wolpin 1-yard run (Hoggarth kick)	2:22
ORE	Redd 8-yard pass from Herbert (Schneider kick)	1:12

**(SATURDAY, DEC. 16, 2017)** – Cedrick Wilson caught 10 passes for 221 yards and a touchdown, Kekaula Kaniho returned an interception 53 yards for a score and No. 25 Boise State beat Oregon 38-28 in the Las Vegas Bowl on Saturday.

Brett Rypien threw for 362 yards and two touchdown passes — with two interceptions — to help the Broncos (11-3) break a three-game losing streak against Power 5 opposition, while Ryan Wolpin rushed for two touchdowns.

Troy Dye and Tyree Robinson each scored a defensive touchdown, and Justin Herbert was 26 of 36 passing for 233 yards with two touchdowns and two interceptions for the Ducks (7-6) in new head coach Mario Cristobal's debut.

Boise State forced four turnovers in the first half, taking a 14-0 lead in the first quarter on Wolpin's 1-yard touchdown run and Rypien's 26-yard scoring pass to Wilson. Haden Hoggarth added a 39-yard field goal before an off-balance Herbert heaved a pass toward the sideline that was easily picked off and run back by Kaniho, who also had a strip-sack.

Oregon clawed back after Dye recovered a fumble on a botched Statue of Liberty handoff and returned it 86 yards for a touchdown with 37 seconds remaining.

A 65-yard reception by Wilson to set the Boise State single-season record for yards receiving got the Broncos right back in the red zone, but Robinson picked off Rypien's pass in the end zone and took it back 100 yards on the longest interception return in school history with 7 seconds remaining to make it 24-14.

#### TEAM STATISTICS

	<b>BSU</b>	<b>ORE</b>
First Downs	28	14
Rushes - Yards	47-112	28-47
Passing Yards	369	233
Total Yards	481	280
Passing (Comp-Att-Int)	23-43-2	26-36-2
Punts - Avg.	5-43.0	8-40.9
Fumbles - Lost	2-1	2-2
Penalties - Yards	4-50	10-95
Time of Poss.	36:36	23:34

If not for two defensive scores, the full extent of Boise State's dominance would have been evident. The Broncos outgained the Ducks 294-77 in the first half and reached Ducks' territory on 10 of 15 meaningful possessions in the game. They held Oregon to 47 yards rushing and 1.7 yards per carry, recording nine tackles for loss with four sacks while outclassing their Pac-12 foe on both sides of the line of scrimmage.

#### INDIVIDUAL STATISTICS

**RUSHING** – BSU: Wolpin 23-71; Mahone 12-34; Mattison 3-12; Wilson 2-4; Team 3-(-2); Rypien 4-(-7). UO: Herbert 9-17; Brooks-James 7-13; Benoit 8-11; Redd 3-6; Nelson 1-0.

**PASSING** – BSU: Rypien 21-38-2-362-2; Cozart 2-4-0-7-0; Wilson 0-1-0-0-0. UO: Herbert 26-36-2-233-2.

**RECEIVING** – BSU: Wilson 10-221-1; Modster 3-63; Thomas 2-31; Dhaenens 3-24-1; Wolpin 3-19; Evans 1-8; Mahone 1-3. UO: Mitchell 9-143; Schooler 2-29-1; Johnson 2-15; Nelson 2-12; Breeland 1-9; Redd 2-9-1; Brooks-James 4-8; Felix 2-8; Benoit 2-0.



**KICKOFF TIME**  
12:30 pm PT

**ATTENDANCE**  
36,432

**MVP**  
Cedrick Wilson  
WR - Boise State  
10-221, 1 TD



# YEAR-BY-YEAR RECAPS

## 2018

### MITSUBISHI MOTORS LAS VEGAS BOWL

## 12-2



## 31

#### FRESNO STATE HEAD COACH:

Jeff Tedford

## 7-6



## 20

#### ARIZONA STATE HEAD COACH:

Herm Edwards

<b>ARIZONA STATE</b>	7	10	3	0	-	20
<b>#19/21 FRESNO STATE</b>	10	7	7	7	-	31

#### First Quarter

FS	Fuller 39-yard FG	7:02
FS	Kelly 100-yard interception return (Fuller kick)	4:58
ASU	Williams 3-yard pass from Wilkins (Ruiz kick)	1:25

#### Second Quarter

ASU	Benjamin 17-yard run (Ruiz kick)	12:43
FS	McMaryion 10-yard run (Fuller kick)	8:03
ASU	Ruiz 20-yard FG	0:51

#### Third Quarter

ASU	Ruiz 44-yard FG	5:33
FS	Rivers 68-yard run (Fuller kick)	1:00

#### Fourth Quarter

FS	Rivers 5-yard run (Fuller kick)	5:19
----	---------------------------------	------

**(SATURDAY, DEC. 15, 2018)** – Ronnie Rivers wasn't sure he was going to play this season, after suffering a foot injury in spring practice.

The sophomore running back from Fresno State capped his season by being named MVP after rushing for 212 yards and two touchdowns to help No. 19 Fresno State beat Arizona State 31-20 in front of announced gathering of 37,146 in the Mitsubishi Motors Las Vegas Bowl on Saturday.

Rivers' rushing total of 212 yards ranked second in Las Vegas Bowl history, behind Utah's Mike Anderson (254) in 1999, while he also finished second with 286 all-purpose yards, behind Boise State's Doug Martin, who tallied 301 in 2011.

Quarterback Marcus McMaryion was 15-of-29 passing for 176 yards and rushed for a touchdown and to help Fresno State (12-2) set a school record for wins in a season after going 1-11 two seasons ago.

The teams played to a 17-17 tie in the first half, and Arizona State took a 20-17 lead with 5:33 left in the third quarter on a 44-yard field goal by Brandon Ruiz, but Rivers put Fresno State back in front 24-20 with a 68-yard burst up with one minute left in the third quarter, and later added a 5-yard scoring run in the fourth quarter to seal the victory.

The Bulldogs overcame turnovers on three consecutive drives in the second half, including when McMaryion threw the first of two interceptions to set up Ruiz's pull-ahead field goal in the third quarter. Dejonte O'Neal also fumbled off the pylon when reaching out to score on a throwback screen.

Fresno State's Anthoula Kelly added a 70-yard interception return for a touchdown, one of two interceptions for the Bulldogs' defense, while the stop unit stymied the Sun Devils 10 of 18 times on third down.

TEAM STATISTICS	ASU	FS
First Downs	18	18
Rushes - Yards	38-164	35-260
Passing Yards	129	176
Total Yards	293	436
Passing (Comp-Att-Int)	19-31-2	15-29-2
Punts - Avg.	6-268	3-134
Fumbles - Lost	0-0	1-1
Penalties - Yards	3-20	3-20
Time of Poss.	31:01	28:59

The Sun Devils, who managed just 63 yards of offense in the second half, were led by running back Eno Benjamin, who set the school single-season rushing record on a 13-yard run in the second quarter, finishing with 1,642 yards rushing to break Woody Green's mark of 1,565 yards in 1972.

#### INDIVIDUAL STATISTICS

**RUSHING** – ASU: Benjamin 23-118-1; Wilkins 11-36; Carter 2-5; Floyd 2-5. FS: Rivers 24-212-2; McMarion 4-41-1; O'Neal 2-8; Johnson 1-5.

**PASSING** – ASU: Wilkins 19-31-1-129-2. FS: McMaryion: 15-29-0-176-2.

**RECEIVING** – ASU: Aiyuk 9-61; Hodges 2-19; Williams 4-17; Benjamin 2-16; Chatman 1-9; Hudson 1-7. FS: O'Neal 2-42; Rice 4-40; Johnson 2-33; Rivers 4-33; Jordan 1-14; Grim 1-8; Quick 1-6.



**KICKOFF TIME**  
12:36 pm PT

**ATTENDANCE**  
37,146

**MVP**  
Ronnie Rivers  
RB - Fresno State  
24-212, 2 TDs



# YEAR-BY-YEAR RECAPS

## 2019

### MITSUBISHI MOTORS LAS VEGAS BOWL

## 8-5



## 38

#### WASHINGTON HEAD COACH:

Chris Petersen

## 12-2



## 7

#### BOISE STATE HEAD COACH:

Bryan Harsin

#18/18 BOISE STATE	0	0	7	0	-	7
WASHINGTON	7	10	7	14	-	38

#### First Quarter

WASH Baccellia 17-yard pass from Eason (Henry kick) 5:32

#### Second Quarter

WASH Ahmed 8-yard run (Henry kick) 6:46

WASH Henry 32-yard FG 0:00

#### Third Quarter

WASH Newton 2-yard run (Henry kick) 10:22

BSU Holani 10-yard pass from Henderson (Sachse kick) 4:44

#### Fourth Quarter

WASH Bynum 13-yard pass from Newton (Henry kick) 10:44

WASH Ahmed 12-yard run (Henry kick) 2:29

(SATURDAY, DEC. 21, 2019) – The Washington Huskies sent coach Chris Petersen into retirement the same way he opened his head coaching career – with a bowl win.

Washington dominated No. 19 Boise State – which Petersen earned his first bowl victory with in his first season as a head coach in 2006 – as Jacob Eason threw for 210 yards and a touchdown and Elijah Molden was named MVP after intercepting a pass and forcing a fumble, during a 38-7 victory over the Broncos on Saturday night.

Toward the end of the game, and as Petersen made his way across the field to shake Boise State coach Bryan Harsin's hand, chants from both fan bases could be heard for the former Broncos coach.

Which they did, as the Huskies got contributions all around in the bowl's most lopsided loss in five years.

Richard Newton rushed for 69 yards with a short touchdown run and threw a touchdown pass for the Huskies, and Salvon Ahmed added two touchdown runs. Myles Bryant added an interception, and six different defenders had a tackle for loss.

The Huskies wasted little time in seizing momentum by jumping out to a 17-0 halftime lead behind a methodical offense and tenacious defense that registered an interception of Hank Bachmeier's pass that was thrown up for grabs on the opening possession and easily picked off by Bryant. Andre Baccellia took a slant from Eason 17 yards into the end zone for the opening score.

The Huskies extended their lead to 24-0 early in the third quarter on a 2-yard touchdown blast by Newton after Molden picked off a screen pass by Bachmeier.

TEAM STATISTICS	BSU	WASH
First Downs	16	22
Rushes - Yards	22-78	35-118
Passing Yards	188	223
Total Yards	266	341
Passing (Comp-Att-Int)	21-37-2	23-33-0
Punts - Avg.	5-183	4-188
Fumbles - Lost	1-1	0-0
Penalties - Yards	3-25	1-10
Time of Poss.	25:54	34:06

#### INDIVIDUAL STATISTICS

**RUSHING** – BSU: Holani 11-35; Bachmeier 2-20; Henderson 3-16; Hightower 2-7; Mahone 2-5. UW: Newton 15-69-1; Ahmed 6-20-2; McClatcher 1-18; Pleasant 2-14; McGrew 3-6.

**PASSING** – BSU: Bachmeier 15-26-0-119-2; Henderson 5-10-1-48-0; Thomas 1-1-0-21-0. UW: Eason 22-32-1-210-0; Newton 1-1-1-13-0.

**RECEIVING** – BSU: Shakir 3-38; Evans 3-36; Holani 3-27-1; Thomas 3-23; Hightower 3-20; Bates 1-20; Cobbs 2-13; Collingham 1-7; Van Buren 1-4; Pistone 1-0. UW: Bynum 5-67-1; Baccellia 3-34-1; Fuller 5-29; Spiker 1-26; Ahmed 2-26; McGrew 3-25; Otton 3-14; McClatcher 1-2.

Jaylon Henderson, who replaced Bachmeier in the second half after the freshman threw his second interception, threw for 48 yards and a touchdown for the Broncos, who lost for the first time in five appearances in the Las Vegas Bowl.



#### KICKOFF TIME

4:36 pm PT

#### ATTENDANCE

34,197

#### MVP

Elijah Molden  
DB - Washington  
9 tackles, 1 INT, 1 FF



# YEAR-BY-YEAR RECAPS

## 2021

SRS DISTRIBUTION LAS VEGAS BOWL

9-4



20

**WISCONSIN HEAD COACH:**

Paul Chryst

8-5



13

**ARIZONA STATE HEAD COACH:**

Herm Edwards

<b>WISCONSIN</b>	14	6	0	0	-	20
<b>ARIZONA STATE</b>	3	3	7	0	-	13

**First Quarter**

WIS	Chenel 8-yard run (Larsh kick)	11:40
ASU	Zendejas 38-yard FG	4:21
WIS	Ferguson 7-yard pass from Mertz (Larsh kick)	1:37

**Second Quarter**

ASU	Zendejas 36-yard FG	11:13
WIS	Larsh 48-yard FG	5:42
WIS	Larsh 35-yard FG	0:02

**Third Quarter**

ASU	Ngata 3-yard run (Zendejas kick)	8:52
-----	----------------------------------	------

**(SATURDAY, DEC. 30, 2021)** – Braelon Allen may not be old enough to partake in much of what Las Vegas is known for, and has to offer, but he turned the Entertainment Capital of the World into his own playground in the 2021 Las Vegas Bowl.

The 17-year-old true freshman from Fond Du Lac, Wisconsin rumbled for 159 yards to lead the Wisconsin Badgers to a 20-13 victory over the Arizona State Sun Devils. Allen, originally recruited as a defensive player, began the season near the bottom of Wisconsin's running back depth chart.

Becoming just the third running back in Las Vegas Bowl-history to rush for 100 yards by halftime – he had 101 to notch his eighth 100-yard game of the season – Allen was named the game's Most Valuable Player, adding his name to a trophy that includes former NFL running backs Steven Jackson and Marshawn Lynch.

Graham Mertz finished 11 of 15 for 137 yards and had a touchdown to senior tight end Jake Ferguson, who caught three passes for 33 yards in his final game for Wisconsin (9-4).

The Badgers started 1-3 with Big Ten losses to ranked opponents Penn State and Michigan but answered with a seven-game winning streak to earn a 20th consecutive bowl bid.

Clinging to a seven-point lead, the Badgers took over at their own 3 with just under 10 minutes remaining and drove 90 yards to run out the clock in the first bowl game at Allegiant Stadium.

Arizona State quarterback Jayden Daniels threw for 199 total yards and threw an interception for the Sun Devils (8-5), who dropped to 3-6 in bowls since 2011. They're now 0-3 in the Las Vegas Bowl.

**TEAM STATISTICS**

	<b>WIS</b>	<b>ASU</b>
First Downs	17	13
Rushes - Yards	43-157	33-60
Passing Yards	137	159
Total Yards	294	219
Passing (Comp-Att-Int)	11-15-1	11-21-1
Punts – Avg.	3-55.3	4-45.0
Fumbles – Lost	0-0	0-0
Penalties – Yards	2-10	6-27
Time of Poss.	32:01	27:59

The Sun Devils were held to 219 total yards, including 102 in the first half.

**INDIVIDUAL STATISTICS**

**RUSHING** – WIS: B. Allen 29-159; Chenel 4-9-1; Davis 2-7; Dunn 1-2; Dike 1--3; Mertz 2--4. ASU: Daniels 19-40; Ngata 11-23-1; Hart 1-3; Pearsall 2--6.

**PASSING** – WIS: Mertz 11-15-1-127-1. ASU: Daniels 11-21-1-159-0; Pearsall 0-0-0-0-0.

**RECEIVING** – WIS: Ferguson 3-33-1; M. Allen 1-31; Dike 1-30; Chenel 2-16; Bell 1-15; Pryor 1-10; B. Allen 2-2. ASU: Pearsall 4-65; Bunkley-Shelton 4-48; Conyers 1-35; Badger 1-8; Hart 1-3.

**KICKOFF TIME**

7:41 pm PT

**ATTENDANCE**

32,515

**MVP**

Braelon Allen  
RB - Wisconsin  
29-159



# YEAR-BY-YEAR RECAPS

## 2022

SRS DISTRIBUTION LAS VEGAS BOWL

### 10-3



### 30

#### OREGON STATE HEAD COACH:

Jonathan Smith

### 6-7



### 3

#### FLORIDA HEAD COACH:

Billy Napier

<b>FLORIDA</b>	0	0	0	3	-	3
<b>#17/16 OREGON STATE</b>	7	3	13	7	-	30

#### First Quarter

OSU Lindsey 8-yard run (Hayes kick) 2:10

#### Second Quarter

OSU Hayes 27-yard FG 4:32

#### Third Quarter

OSU Silas 15-yard pass from Gulbranson (Hayes kick) 10:20

OSU Gulbranson 7-yard run (Hayes kick failed) 8:44

#### Fourth Quarter

OSU Griffin 2-yard run (Hayes kick) 13:02

UF Mihalek 40-yard FG 0:37

**(SATURDAY, DEC. 17, 2022)** – Oregon State held Florida to its lowest offensive output since 2015 and won the 30th edition of the SRS Distribution Las Vegas Bowl, 30-3, at Allegiant Stadium.

The 14th-ranked Beavers (10-3) reached 10 victories for the third time in program history, and for the first time in 16 seasons.

The Beavers came close to shutting out the Gators for the first time since 1988. However, Florida owns the longest active NCAA streak without being shut out, now 436 games, after Adam Mihalek made a 40-yard field goal with 37 seconds left.

Oregon State quarterback Ben Gulbranson was given the Rich Abajian MVP trophy after finishing 12-of-19 for 165 yards with one touchdown. Gulbranson also rushed for 15 yards on five attempts, including one touchdown.

Deshaun Fenwick came off the bench to rush for 107 yards on 21 attempts.

Silas Bolden caught a TD pass and Las Vegas-product Tyjon Lindsey ran one in for the Beavers. Damien Martinez also rushed for a TD before exiting the game in the second quarter.

The Beavers broke out early on the Gators (6-7), taking a 10-0 lead into the locker room at halftime, and seized control of the game early in the third quarter, when they took a 17-0 lead while dominating on defense.

#### TEAM STATISTICS

	UF	OSU
First Downs	13	24
Rushes - Yards	33-39	39-164
Passing Yards	180	189
Total Yards	219	353
Passing (Comp-Att-Int)	13-22-0	17-26-0
Punts - Avg.	4-56.5	3-55.3
Fumbles - Lost	0-0	0-0
Penalties - Yards	11-82	7-50
Time of Poss.	30:25	29:35

Florida, which came in 16th in the nation with 213.7 yards rushing per game, was stymied by a Beavers defense that ranked 20th in allowing just 114 yards rushing per contest, to a mere 39 yards.

#### INDIVIDUAL STATISTICS

**RUSHING** – UF: Johnson 11-14; Etienne 8-14; Miller 13-13; Pearsall 1--2. OSU: Fenwick 21-107; Colletto 2-17; Gulbranson 5-15-1; Irish 2-15; Martinez 3-12; Lindsey 1-8-1; Griffin 2-2-1; Shannon 1-2; Team 1--2; T. Gebbia 1--12.

**PASSING** – UF: Miller 13-22-0-180-0. OSU: Gulbranson 12-19-0-165-1; Gebbia 5-6-0-24-0.

**RECEIVING** – UF: Pearsall 4-65; Chiaokhiao-Bowman 2-53; Douglas 2-24; Fraziers 1-10; Etienne 1-9; Johnson 1--6. OSU: Bolden 6-99-1; Dunmore 5-42; Velling 2-21; Newell 1-11; Irish 1-9; Lindsey 2-7.



**KICKOFF TIME**  
11:30 am PT

**ATTENDANCE**  
29,750

**MVP**  
Ben Gulbranson  
QB - Oregon State  
12-19-165, 2 TDs  
(1 pass/1rush)



# YEAR-BY-YEAR RECAPS

## 2023

SRS DISTRIBUTION LAS VEGAS BOWL

8-5



14

**NORTHWESTERN HEAD COACH:**

David Braun

8-5



7

**UTAH HEAD COACH:**

Kyle Whittingham

<b>NORTHWESTERN</b>	0	7	0	7	-	14
<b>UTAH</b>	0	0	0	7	-	7

**Second Quarter**

NU Johnson 12-yard pass from Bryant (Olsen kick) 1:20

**Fourth Quarter**

UTAH Bernard 6-yard run (Becker kick) 12:38

NU Kirtz 19-yard pass from Bryant (Olsen kick) 6:19

**(SATURDAY, DEC. 23, 2023)** – The Northwestern Wildcats opened the season losing four of their first seven games under first-year coach David Braun with little to no hope of a successful campaign.

Saturday night they completed an improbable 5-1 finish to the season with a 14-7 win over Pac-12 foe Utah in the 33rd edition of the Las Vegas Bowl.

Ben Bryant, who was named the 2023 SRS Distribution Las Vegas Bowl MVP, passed for 222 yards and found Bryce Kirtz in the corner of the end zone midway through the fourth quarter for the game-winning score. Bryant, who left the game briefly after a scary hit just before the game-winning drive, was 22 for 34 with two touchdowns as Northwestern (8-5) closed out its season with a fourth straight win.

The Wildcats limited Utah (8-5) to 221 yards and had two interceptions and a fumble recovery. Northwestern senior defensive back Jaheem Joseph had two interceptions, which both came in the first half, tying four others for the Las Vegas Bowl record for most in a game.

Bryson Barnes was 8 for 13 for 55 yards with two interceptions, and Ja'Quinden Jackson rushed for 55 yards on eight carries to lead Utah, which lost three of its last four games.

Utah's 73 passing yards was the fourth-lowest in Las Vegas Bowl history and lowest since Utah had 71 in 2015 against BYU.

The Utes have been involved in the two lowest-scoring Las Vegas Bowls, beating USC 10-6 in 2001, and the loss to the Wildcats. Northwestern's 7-0 halftime lead was the lowest first-half score in Las Vegas Bowl history.

TEAM STATISTICS	NU	UTAH
First Downs	18	13
Rushes - Yards	31-65	51-138
Passing Yards	225	73
Total Yards	290	211
Passing (Comp-Att-Int)	24-39-0	9-14-2
Punts - Avg.	7-37.0	7-41.9
Fumbles - Lost	1-0	1-1
Penalties - Yards	4-30	3-30
Time of Poss.	25:39	34:21

**INDIVIDUAL STATISTICS**

**RUSHING** – UU: Jackson 8-55; Glover 16-49; Bernard 9-31-1; Parks 1-5; King 1-0; Barnes 16-2. NU: Porter 10-33; Tyus III 5-21; Himon II 3-9; Bryant 6-7; Komolafe 2-2; Henning 1-1; Lausch 1-1; Team 3--9.

**PASSING** – UU: Barnes 8-13-2-55-0; Bottari 1-1-0-18-0. NU: Bryant 23-34-0-222-2; Hilinski 0-2-0-0-0.

**RECEIVING** – UU: Bernard 3-24; McClain 1-18; Glover 1-18; Caldarella 1-8; Bentley 1-5; Parks 1-4; Stanley 1--4. NU: Kirtz 5-68-1; Henning 6-57; Lang 3-39; Johnson 4-31; Porter 2-17; Komolafe 1-6; Himon II 2-4; Gordon 1-3.

**KICKOFF TIME**

4:30 pm PT

**ATTENDANCE**

20,897

**MVP**

Ben Bryant  
QB - Northwestern  
23-34-222, 2 TDs



# YEAR-BY-YEAR RECAPS

## 2024

SRS DISTRIBUTION LAS VEGAS BOWL

7-6



35

**USC HEAD COACH:**

Lincoln Riley

8-5



31

**TEXAS A&M HEAD COACH:**

Mike Elko

<b>USC</b>	0	7	7	21	-	35
<b>TEXAS A&amp;M</b>	7	0	17	7	-	31

**First Quarter**

A&amp;M Thomas 7-yard pass from Reed (Bond kick) 6:37

**Second Quarter**

USC Lane 30-yard pass from Maiava (Lantz kick) 10:16

**Third Quarter**

A&amp;M Thomas 5-yard pass from Reed (Bond kick) 11:03

A&amp;M Bond 27-yard FG 6:12

A&amp;M Barber 5-yard pass from Reed (Bond kick) 5:12

USC Lane 17-yard pass from Maiava (Lantz kick) 3:42

**Fourth Quarter**

USC Jackson 1-yard run (Lantz kick) 14:24

USC Lane 15-yard pass from Maiava (Lantz kick) 4:30

A&amp;M Reed 19-yard run (Bond kick) 1:49

USC Ford 7-yard pass from Maiava (Lantz kick) 0:08

**(SATURDAY, DEC. 27, 2024)** – USC (7-6) finished 2024 with a winning record thanks to a 35-31 comeback victory over the Texas A&M Aggies (8-5) in the 33rd SRS Distribution Las Vegas Bowl on Friday night before 26,671 at Allegiant Stadium. USC's 17-point comeback marked the largest in the event's history.

Things were relatively even in the first half of play. The Aggies struck first on a seven-yard pass from Marcel Reed to junior wide receiver Noah Thomas while the defense held the Trojans to zero points in the first quarter. It wasn't until 10:16 in the second when USC quarterback Jayden Maiava, who previously starred at hometown UNLV before transferring to Troy, threw a 30-yard scoring strike to wideout Ja'Kobi Lane to tie the game at halftime.

The momentum was on the Aggies' side out of the break, as they scored 17 points to build a 24-7 lead with just over five minutes left in the third quarter. Lane then caught his second TD of the night from 17 yards out to draw his team to within 10, kicking off a 21-0 spurt by the visiting team. Bryan Jackson's one-yard rush opened the wild fourth quarter and 10 minutes later Lane found the end zone again from 15 yards out to give the Trojans their first lead of the evening, 28-24.

The Aggies responded by going 75 yards on seven plays, capped by Reed keeping the ball himself and finding the end zone from 19 yards out to put his team up 31-28 just under two minutes left. The Trojans would answer with a 10-play march over 75 yards, ending with Maiava's bowl-tying fourth touchdown pass of the night, this time from seven yards to senior wideout Kyle Ford for what proved to be the winning score. Maiava overcame three interceptions in his return to Allegiant and finished with 295 yards while tying former Trojan Cody Kessler's LV Bowl record with the four TDs.

**TEAM STATISTICS**

	<b>USC</b>	<b>A&amp;M</b>
First Downs	25	24
Rushes - Yards	31-105	30-151
Passing Yards	295	292
Total Yards	400	443
Passing (Comp-Att-Int)	22-39-3	26-42-2
Punts - Avg.	4-44.0	4-42.3
Fumbles - Lost	0-0	0-0
Penalties - Yards	6-70	8-73
Time of Poss.	28:07	31:53

Lane was named the Rich Abajian Most Valuable Player, catching seven passes for 127 yards and the record trio of TDs through the air. Reed was Texas A&M's offensive standout, completing 26-of-42 attempts for 292 yards and three scores while rushing for 46 yards and another TD on nine carries.

**INDIVIDUAL STATISTICS**

**RUSHING** – USC: Jackson 16-66-1; Peterson 12-43; Maiava 3--4. A&M: Owens II 13-56; Reed 9-46-1; Smith 5-36; Barber 1-8; Bussey 2-5.

**PASSING** – USC: Maiava 22-39-295-4-3. A&M: Reed 26-42-3-2.

**RECEIVING** – USC: Lane 7-127-3; Lemon 6-99; Ford 6-59-1; Peterson 2-13; Maiava 1--3. A&M: Barber 7-48-1; Walker 3-46; Smith 2-44; Watson 3-42; Bussey 4-37; Calhoun 1-36; Thomas 5-29; Owens II 1-6; Reed 0-4.

**KICKOFF TIME**

7:30 pm PT

**ATTENDANCE**

26,671

**MVP**

Ja'Kobi Lane  
WR - USC  
7-127, 3 TDs