



ESPN

7:30 pm PT * Friday * Dec. 27, 2024

Bowl Media Guide



LAS VEGAS BOWL COMMITTEE

Executive Director:

John Saccenti

President:

Rob Dondero

Francisco Aguilar	Cliff Findlay	Joe Micatrotto Jr.
DJ Allen	Justin Findlay	Lisa Motley
Branan Allison	Robby Findlay	Joe Murphy
Juan Ambriz	Michael Goldsmith	Brent Musburger
Tanja Anguay-Brennan	John Guedry	Rob Novotny
Marc Badain	Dan Hanneke	Tim O'Reilly
Danielle Bisterfeldt	Erick Harper	Susan Pitz
Tony Bonnici	Tim Herbst	Rossi Ralenkotter
Chad Brown	Herb Hunter	Chase Rankin
H. Fletch Brunelle	David Jaramillo	Tony Renaud
Kevin Camper	Steve Keith	Mike Rowland
Michael Catalano	Brian Kunec	Daniel Rush
Jim Chaisson	Jesse Leeds	Andrew Simon
Jason Cheney	Jim Livengood	George Smith
John Dalrymple	Don Logan	Kristi Staab
Caleb Dawkins	Jennifer Logan	Stephanie Stallworth
Alex De Castroverde	Napoleon McCallum	Steve Stallworth
Brandon Doll	Kerry McGonigal	Jeff Victor
Rob Dondero	Aldo Madrigano	Thomas Wagner
Julian Dugas	Melissa Meacham-Grossman	Melissa Warren
Adam Feldman		Bryan Yost

TABLE OF CONTENTS

Las Vegas Bowl Committee	1
Las Vegas Bowl Quick Facts	1
Las Vegas Bowl Game Notes	2-4
Las Vegas Bowl Timeline	5
Las Vegas Bowl Contacts	6
Broadcast Information	7
Bowl Week Schedule of Events	8
Media Advisories	9-14
Gameday Timeline	15
Media Guidelines	16
Media Information	17-18
Media Parking Map	19
Stadium Layout & Press Box Booth Assignments	20
USC Head Coach Lincoln Riley	21
USC Rosters & Coaching Staff	22-23
Texas A&M Coaching Staff	24
Texas A&M Rosters & Coaching Staff	25-26
Pronunciation Guide	27
Allegiant Stadium	28
Las Vegas Bowl Hall of Fame	29-30
LAS VEGAS BOWL RECORD BOOK	
All-Time Results/Title Sponsors/MVPs	31-32
Individual Records	33-35
Team Records	36-38
The Last Time ...	39
Game Recaps	40-70



SRS DISTRIBUTION LAS VEGAS BOWL ESPN EVENTS (702) 732-3912

John Saccenti, Executive Director
 David Hirsch, Senior Manager, ESPN Events
 Paulette Rutledge, ESPN Events
 Melissa Meacham-Grossman, President of Position Sports
 Chris Pugh, Game Manager/Stadium Ops (Position Sports)
 Julie Samuelson, Ticketing (Position Sports)
 Drew Jennison, TAMU Operations (Position Sports)
 Ryan Orlando, USC Operations (Position Sports)
 Alex Carlson, Social Media Manager (Position Sports)
 Rachel Porter, Special Events Manager (Position Sports)
 Chris Bonnel, Special Events Manager (Position Sports)
 Ashley Orozco, Kickoff Luncheon Director (Position Sports)
 Jordyn Strube, Game Entertainment (Position Sports)

@LasVegasBowl | #LV Bowl

BOWL QUICK FACTS

Date:	Friday, December 27, 2024
Kickoff:	7:30 pm PST
Matchup:	USC (Pac-12 - Away Team) Texas A&M (SEC - Home Team)
Television:	ESPN
Radio:	Bowl Season Radio
Location:	Las Vegas (Pop. 2 million/Elevation 2,100 feet)
Facility:	Allegiant Stadium (Opened 2020)
Capacity:	60,000 for bowl game
Surface:	Artificial
Last Year's Result:	Northwestern 14, Utah 7
First Result:	Bowling Green 35, Nevada 34 in 1992
Official Website:	www.lv bowl.com
Media Relations Mgr.:	Mark Wallington (702) 528-6291
Asst. Media Relations Mgr:	Jeff Seals (702) 683-8050
Media Hotel:	Virgin Hotels LV (702) 693-5000
Credential Pickup:	Virgin Hotels LV in Room 30104 on the ground floor of the Opal Tower Thurs, Dec. 26 – 3:00-6:00 pm PT Fri, Dec. 27 – At Media Conference & 5:00-9:00 pm PT



Bowl Game Notes

THE TEAMS

Las Vegas Bowl XXXIII will see the **University of Southern California (6-6 Overall/4-5 Big Ten)** and **Texas A&M University (8-4/5-3 T4th/SEC)** meet each other on the football field for the fourth time in history on December 27 at Allegiant Stadium.

THE MATCHUP

The third-ever meeting in a bowl game between the Trojans and Aggies is on tap as the programs most recently faced each other 47 years ago in the Bluebonnet Bowl. Texas A&M will play in the Silver State for the first time ever while USC will return to the city for the second time just this season as it downed LSU 33-20 in the Modelo Vegas Kickoff Classic back on Sept. 1 before a record crowd at Allegiant Stadium. USC is also 1-1 in the Las Vegas Bowl, having lost to Utah in 2001 and beaten Fresno State in 2013 with both of those games staged at now-shuttered Sam Boyd Stadium. In addition to earlier this year, the Trojans played at Allegiant in the 2022 Pac-12 Conference Championship, falling 47-24 to Utah. USC is 3-0 in the series with Texas A&M, earning a 47-28 win in the Bluebonnet Bowl held in Houston in 1977, a 20-0 shutout in 1975's Liberty Bowl in Memphis, TN, and a 31-7 victory in the only regular-season meeting, coming Oct. 10, 1964, in Los Angeles.

Trojans and Aggies



GAME, DATE & TIME

Kickoff is scheduled to take place at 7:35 pm PT (with a 5-minute TV slide possible) on Friday, December 27. The kick time is latest in Las Vegas Bowl history. The only other Las Vegas Bowls played on a Friday were the first two, in 1992 and '93, when this event traditionally kicked off bowl season. This marks only the second time a Las Vegas Bowl will be played after Christmas (Dec. 30, 2021, saw Wisconsin face Arizona State) and the first time ever on a December 27.

33rd YEAR

The Las Vegas Bowl turns 33 in 2024 with its 32nd matchup (there was no game played in 2020) and is currently the 16th-oldest bowl in existence. There are 31 defunct bowls that did not last as long as 20 years, just one that did last at least that long and there are ?? current bowls that are younger than the SRS Distribution Las Vegas Bowl.

HOME TEAM

Texas A&M (TV Sideline and Locker Room) serve as the home team while USC (Press Box Sideline and Locker Room) will be the designated away team.

THE LEAGUE

The Trojans, in their first season as part of the Big Ten, can become the third team to win the Las Vegas Bowl as members of two different conferences, joining Boise State (WAC in 2010 and Mountain West in 2011, 2012, 2017) and Utah (MW in 1999 and 2001 and Pac-12 in 2014 and 2015).

WELCOME AGGIES

This marks the fourth straight Las Vegas Bowl to feature a first-time team as part of the matchup. Wisconsin made its debut in 2021 while Florida was a first-timer one year later. Last year, Northwestern became the first team from the state of Illinois to play in the Las Vegas Bowl. Now, Texas A&M makes its Las Vegas debut and is just the second team in the game from the Lone Star State, joining Houston in 2016.

TICKETS

Public tickets to this year's game started at \$70 before fees.

ECONOMIC IMPACT

How important is having a highly attended college football game to the Southern Nevada area? In research courtesy of the Las Vegas Convention and Visitors Authority, during its first quarter-century-plus of existence, the bowl attracted more than 527,000 out-of-town visitors and pumped more than \$340 million into the local economy.

CONFERENCE TIE-INS

The Las Vegas Bowl has the No. 2 selection (after the College Football Playoff selection) from the Pac-12 and shares that position with the Holiday Bowl. The Pac-12 Conference has been contracted to send a team to the Las Vegas Bowl since 2002 (after first sending a team in 2001) and that tie-in will continue through 2025 as current or former members now in other leagues remain eligible for the matchup. In the last two decades, the only times that a Pac-12 (or in this case a former Pac-12) team has not played in the bowl came in 2010 and 2016 when the league did not qualify enough teams and an at-large selection was used. The game's current, unique, three-conference agreement resulted in Wisconsin becoming the first Big Ten team to take a spot in the Las Vegas Bowl in 2021, Florida representing the SEC in 2022 and Northwestern coming in from the Big Ten last year.



TELEVISION

For the third time in four years ESPN will serve as home to the Las Vegas Bowl. Veteran play-by-play announcer **Dave Flemming** will make his Las Vegas Bowl debut while analyst **Brock Osweiler** will call the game for the first time but also become the first person to be in the booth after having earlier played in the event. Osweiler led Arizona State in the 2011 Las Vegas Bowl and despite the Sun Devils falling 56-24 to **Kellen Moore's** Boise State Broncos, he completed 30-of-47 attempts for 395 yards and two touchdowns. The crew's field reporter will be Las Vegas native **Stormy Buonantony** who is back for the second straight year.



RADIO

The game will be available nationwide on ESPN Radio. **Roxy Bernstein**, will handle play-by-play while **Jordan Reid** will serve as analyst. Las Vegas Bowl XXXIII will also be broadcast on ESPN Deportes.



TITLE SPONSOR: SRS DISTRIBUTION

Organizers announced in 2021 that SRS Distribution signed on as the bowl's new title sponsor for at least five years. Founded in 2008 and headquartered in McKinney, Texas, SRS Distribution has grown to become one of the fastest-growing building products distributors in the United States. Since the Company's inception, it has established a differentiated growth strategy and entrepreneurial culture that is focused on serving customers, partnering with suppliers, and attracting the industry's best talent. SRS Distribution, a wholly owned subsidiary of The Home Depot, currently operates under a family of distinct local brands encompassing more than 760 locations across 47 states. For more information, visit www.srsdistribution.com.





Bowl Game Notes

ESPN EVENTS

The Las Vegas Bowl became the first FBS postseason bowl game owned and operated by ESPN Events (formerly known as ESPN Regional Television) back in 2001. ESPN Events, a division of ESPN, owns and operates a portfolio of collegiate sporting events nationwide. In 2024, the 34-event schedule includes four early-season college football kickoff games, 17 college bowl games, 10 college basketball events, the premiere regular season college softball and gymnastics events, as well as the Band of the Year National Championship. Collectively, these events account for over 400 hours of live programming on ESPN platforms, reaching 60 million viewers and attracting more than 650,000 annual attendees. Each year, the portfolio of events features more than 20 Division I conferences and hosts over 4,000 participating student-athletes. With satellite offices in more than 10 cities across the country, ESPN Events builds relationships with conferences, schools and local communities, as well as providing unique experiences for teams and fans.



GAME SITE

Opened in 2020, the \$2 billion Allegiant Stadium (capacity 60,000 for this game) will serve as the host venue for the SRS Distribution Las Vegas Bowl for the fourth time because the 2020 game was not played during the pandemic. Also the home of the Raiders, Allegiant is one of 13 bowl games played in a current NFL stadium. The inaugural Vegas Kickoff Classic between Arizona and BYU was played here in 2021 and the second version of that event was staged Sept. 1, 2024, when USC downed LSU 27-20 before a stadium-record crowd of 63,969 fans. In addition, the Pac-12 Championship game was played at Allegiant each December from 2021-23. Located adjacent to the world-famous Las Vegas Strip and home to the Las Vegas Raiders, Allegiant Stadium is an award-winning global events destination. A state-of-the-art, multipurpose venue with a capacity of 65,000, Allegiant Stadium has hosted world-class music artists such as Garth Brooks, The Rolling Stones, Guns N' Roses, Taylor Swift and BTS with more legendary concerts to come. The fully enclosed stadium is also home to the UNLV Rebels football team and has hosted premier sporting events such as the CONCACAF Gold Cup Final and WWE SummerSlam. The venue hosted NFL Pro Bowls in both 2022 and 2023, and Super Bowl LVIII in February of 2024 – the first in Las Vegas history and will host WrestleMania 41 in 2025. The first 28 games of the Las Vegas Bowl were staged at now-closed Sam Boyd Stadium, which was shuttered as the bowl and UNLV football both moved to Allegiant after 2019. In its previous location, eight of the stadium's 10 biggest crowds for college football came during Las Vegas Bowls, including a then-state-record crowd of 44,615 to see BYU defeat Oregon in 2006.



OFFICIALS

Assigned by the NCAA, this year's SRS Distribution Las Vegas Bowl will feature a crew from the Atlantic Coast Conference (ACC):




Referee	Marcus Woods
Umpire	Tom Laverty
Head Line Judge	Baron Ballester
Line Judge	Jim Casey
Field Judge	Tony Tarantini
Side Judge	Mike Cullin
Back Judge	Ken Bushey
Center Judge	Josh Fath
Alternate Official	Riley Johnson
Replay Official	Bill Stimmel
Replay Communicator	Steve Genzale

PREGAME

The Star Spangled Banner will be performed by country music singer/songwriter **Sierra Black**.

TROPHIES AWARDED

The **Rossi T. Ralenkotter Las Vegas Bowl Championship Trophy** will be awarded to the winning team's head coach on the field in a ceremony following the game. The **Rich Abajian Most Valuable Player Trophy** will also be awarded to the selected player on a stage located on the field near the north end zone.



RANKINGS

The SRS Distribution Las Vegas Bowl has featured at least one ranked team from the three major polls in 14 of the last 18 outings. While coming in unranked, both of these teams were part of the Top 25 during the 2024 season, with USC going as high as 11 and Texas A&M as high as 10.

RANKED TEAMS IN THE LAS VEGAS BOWL

YEAR	TEAM	AP	COACHES	CFP/BCS
2022	Oregon State	17	16	14
2019	Boise State	18	18	19
2018	Fresno State	19	21	21
2017	Boise State	25	25	25
2015	Utah	20	20	22
2014	Utah	23	25	22
2013	Fresno State	21	20	20
2013	USC	RV	RV	25
2012	Boise State	20	15	19
2011	Boise State	8	6	7
2010	Boise State	10	10	10
2010	Utah	20	19	19
2009	BYU	15	14	14
2009	Oregon State	16	20	18
2008	BYU	16	17	16
2007	BYU	17	17	17
2006	BYU	19	20	20
1997	Air Force	21	23	N/A
1995	Toledo	25	RV	N/A



Bowl Game Notes

ALL-TIME WINS BY CONFERENCE

LEAGUE	REC	PCT	MOST RECENT GAME
MW	12-8	.600	(2019)
Pac-12	10-11	.476	(2022)
Big West	3-2	.600	(1996)
MAC	2-3	.400	(1996)
Big Ten	2-0	1.000	(2023)
ACC	1-0	1.000	(1998)
WAC	1-3	.250	(2010)
Independents	0-1	.000	(2015)
SEC	0-2	.000	(2022)



LAS VEGAS BOWL FIRSTS

The Las Vegas Bowl has been home to some college football firsts. In 1995, Toledo and Nevada played in what was the first-ever overtime game on the Division I FBS level. The existing overtime rules were put into effect only for bowl games that season and the Rockets and Wolf Pack were the only teams that needed the extra time in the postseason. OT became standard for all college football games the very next season. In 2002, **Katie Hnida** (pictured: bottom left) of New Mexico became the first woman to play in a FBS-level game when she entered in the first quarter to attempt an extra point. The attempt, which was low, was blocked by UCLA during the Bruins' 27-13 victory. Also, 2011's game featured three scoring plays 98 yards or longer and was believed to be the first bowl game in history that included a kickoff return for a touchdown to start each half (Boise State's **Doug Martin** opened the game with a 100-yard kickoff return while Arizona State's **Rashad Ross** began the second half with a 98-yard KOR for a TD). The 2016 game saw San Diego State's **Donnel Pumphrey** (pictured: bottom right) become the rushing king of college football when he passed **Ron Dayne's** to finish with a career mark of 6,405 yards.

USC IN BOWL GAMES


USC comes in 36-21 all-time in bowl games and with a victory Friday would become the sixth program to win more than one Las Vegas Bowl, joining 4-1 Boise State, 4-0 Utah, 3-3 BYU, 2-0 UNLV and 2-1 Oregon State. USC is 1-3 vs. teams that were members of the SEC at the time of the game, downing Tennessee in the 1945 Rose Bowl but falling to Auburn in the 1987 Citrus Bowl, Alabama in the 1985 Aloha and 'Bama in the 1946 Rose Bowl.

TEXAS A&M IN BOWL GAMES

Texas A&M, which has won three of its last four bowl games, is 20-23 overall in bowls. Two of those losses came to USC (1977 and 1975) and the Aggies are 0-4 vs. teams that were members of the Pac-12, also falling to Cal in the 2006 Holiday Bowl and UCLA in the 1998 Cotton Bowl.

ALL-TIME LV BOWL ANNOUNCERS

YEAR	TV	TALENT
1992	ESPN	Ron Franklin, Mike Gottfried, Sharlene Hawkes
1993	ESPN	Ron Franklin, Mike Gottfried, Sharlene Hawkes
1994	ESPN	Dr. Jerry Punch, Mike Gottfried, Adrian Karsten
1995	ESPN	Ron Franklin, Mike Gottfried, Dr. Jerry Punch
1996	ESPN	Ron Franklin, Mike Gottfried, Dr. Jerry Punch
1997	ESPN	Ron Franklin, Mike Gottfried, Adrian Karsten
1998	ESPN2	Ron Franklin, Mike Gottfried, Adrian Karsten
1999	ESPN2	Dave Barnett, Bill Curry, Dave Ryan
2000	ESPN2	Steve Levy, Todd Christensen, Heather Cox
2001	ABC	Brent Musburger, Gary Danielson, Jack Arute
2002	ESPN	Mark Jones, Bob Davie, Mike Gottfried, Holly Rowe
2003	ESPN	Sean McDonough, Craig James, Rod Gilmore
2004	ESPN	Ron Franklin, Mike Gottfried, Erin Andrews
2005	ESPN	Sean McDonough, Mike Gottfried, Alex Flanagan
2006	ESPN	Brent Musburger, Bob Davie, Lisa Salters
2007	ESPN	Brad Nessler, Bob Griese, Paul Maguire, Bonnie Bernstein
2008	ESPN	Mike Patrick, Todd Blackledge, Holly Rowe
2009	ESPN	Rece Davis, Lou Holtz, Mark May, Quint Kessenich
2010	ESPN	Brent Musburger, Kirk Herbstreit, Tom Rinaldi
2011	ESPN	Chris Fowler, Kirk Herbstreit, Tom Rinaldi
2012	ESPN	Brent Musburger, Kirk Herbstreit, Tom Rinaldi
2013	ABC	Rece Davis, Jesse Palmer, David Pollack, Samantha Ponder
2014	ABC	Brent Musburger, Jesse Palmer, Maria Taylor
2015	ABC	Brent Musburger, Jesse Palmer, Maria Taylor
2016	ABC	Brent Musburger, Jesse Palmer, Kaylee Hartung
2017	ABC	Rece Davis, Kirk Herbstreit, Molly McGrath
2018	ABC	Rece Davis, Kirk Herbstreit, Tom Rinaldi
2019	ABC	Bob Wischusen, Kirk Herbstreit, Molly McGrath
2020		GAME NOT PLAYED
2021	ESPN	Beth Mowins, Kirk Morrison, Dawn Davenport
2022	ESPN	Dave Pasch, Kirk Herbstreit, Pat McAfee, Laura Rutledge
2023	ABC	Sean McDonough, Greg McElroy, Stormy Buonanony
2024	ESPN	Dave Flemming, Brock Osweiler, Stormy Buonanony





Bowl Timeline

- **DEC. 30, 2021** – The LV Bowl is played post-Christmas for the first time as the first Big Ten team to appear, Wisconsin, outlasts Arizona State in the game's new home at Allegiant Stadium.
- **NOV. 23, 2021** – The Las Vegas Bowl announces its third Hall of Fame Class: Kellen Moore (Player), Chris Petersen (Coach) and ESPN executive Pete Derzis (Contributor).
- **APRIL 2021** – SRS Distributors is announced as the bowl's new title sponsor through at least the 2025 game.
- **JUNE 2019** – Organizers announce the game will move to the new, \$2 billion Allegiant Stadium in 2020 and feature a new matchup featuring the Pac-12 Conference against alternating selections from the SEC (2020, '22', '24) & Big Ten (2021, '23, '25).
- **JULY 2018** – World-renowned brand Mitsubishi Motors signs on as the bowl's title sponsor for 2018 and 2019.
- **DEC. 16, 2017** – Boise State becomes the first school to win four Las Vegas Bowls with a 38-28 thumping of Oregon. The Broncos improve to 4-0 all-time at the event.
- **DEC. 17, 2016** – The Las Vegas Bowl celebrates its 25th year by pitting its first team from the state of Texas (at-large Houston) against San Diego State. With the nation following along, Aztec running back and Las Vegas native Donnell Pumphrey waits until the fourth quarter to pass Wisconsin's Ron Dayne to become the NCAA's all-time rushing king.
- **SEPT. 29, 2016** – The Las Vegas Bowl announces its second Hall of Fame Class: Marshawn Lynch (Player), legendary announcer Brent Musburger (Contributor) and Rob Dondero (Founding Father).
- **DEC. 19, 2015** – The famed Holy War between BYU & No. 22 Utah comes to Las Vegas as the bitter in-state rivals face each other in the postseason for the first time and quickly draws a sold-out crowd of 42,213 fans. It marks the 10th straight season of at least one ranked team.
- **JUNE 2014** – John Saccenti is named the new Executive Director of the Royal Purple Las Vegas Bowl.
- **SUMMER 2013** – The RPLVB announces extensions with both the Pac-12 and Mountain West conferences through the 2019 season.
- **SEPT. 25, 2013** – ERT welcomes new title sponsor Royal Purple, a synthetic oil & lubricant company, and the game is rebranded.
- **DEC. 22, 2012** – The bowl is played during the day for the first time in a decade. Taking on first-time visitor Washington, No. 20/15 Boise State becomes the first team to go 3-0 in Las Vegas and draws the second-highest-rated telecast in a decade and third-highest in LV Bowl history.
- **OCT. 5, 2012** – Las Vegas businessman Dan Hanneke is named the new Executive Director of MAACO Bowl Las Vegas.
- **DEC. 22, 2011** – No. 8/6 Boise State, the highest-ranked opponent in the bowl's history, routs first-time visitor Arizona State 56-24 in what is the final collegiate game of NCAA FBS QB all-time wins leader Kellen Moore. The game features three scores of 98 yards or longer as each half opens with a kickoff return for a TD and the Broncos add a 100-yard interception return.
- **SEPT. 20, 2011** – The bowl announces its inaugural class for the Las Vegas Bowl Hall of Fame to help commemorate reaching the 20-year milestone. The group is made up of NFL star and former Oregon State RB Steven Jackson, CFL record-holder and former Utah State QB Anthony Calvillo, former NFL and UNLV coach John Robinson, and LVCVA president and one of the game's founding fathers, Rossi Ralenkotter.
- **DEC. 22, 2010** – Heisman Trophy Finalist QB Kellen Moore leads Boise State to a 26-3 win over No. 19 Utah before the second-biggest crowd in the event's history (41,923). The No. 10 Broncos, who were an at-large pick, become the highest-ranked team to ever play in the game. The nation tunes into the highly touted matchup and the game becomes the highest-rated ESPN Regional TV bowl telecast in history.
- **DEC. 6, 2009** – The first-ever matchup between two ranked teams is announced as No. 15/14 BYU is selected to take on No. 16/20 Oregon State. The Cougars also break their own record as the event's highest-ranked team.
- **APRIL 14, 2009** – Collision repair and auto painting company MAACO Inc. signs on as the bowl's new title sponsor. Thus, the game is rebranded the MAACO Bowl Las Vegas.
- **DEC. 6, 2008** – Arizona becomes the sixth Pac-10 team to participate when it upsets No. 16/17 BYU 31-21 before the game's fourth consecutive sellout. The Cougars came in as the highest-ranked team in Las Vegas Bowl history.
- **OCT. 17, 2007** – The newly named Pioneer Las Vegas Bowl sees its allotment of public tickets gone nearly a month earlier than the previous record set in 2006 to mark a third-straight sellout.
- **DEC. 21, 2006** – No. 19 BYU, the first MW champion to play in the game, rolls past Oregon 38-8 before the largest crowd to ever witness a team sporting event in the state of Nevada – 44,615 – thanks to 4,100 temporary bleacher end-zone seats.
- **DEC. 22, 2005** – Cal defeats BYU 35-28 before a sold-out, then-bowl-record crowd of 40,053, which was the fourth-largest attendance figure in Sam Boyd Stadium history for a sporting event.
- **AUG. 11, 2004** – The bowl announces new sponsor Pioneer PureVision in time for the 2004 game.
- **CHRISTMAS EVE 2003** – Game features a record-breaking performance by Oregon State running back Steven Jackson. In the Beavers' 55-14 victory over New Mexico, the Las Vegas native scores five touchdowns to tie the all-time single-game bowl record held by two other players.
- **CHRISTMAS DAY 2002** – New Mexico placekicker Katie Hnida attempts an extra point, which is blocked, and becomes the first woman to ever play in a Division I-A football game.
- **FEB. 2002** – The Sega Sports Las Vegas Bowl enters into a two-year agreement with the Pac-10 and extends its agreement with the Mountain West for an additional three years.
- **CHRISTMAS DAY 2001** – Played for the first time on Dec. 25, Utah shocks USC 10-6, which garners a TV rating of 4.7 and a 14 share on ABC. Paid attendance is a then-bowl-record 30,894.
- **MAY 2001** – ESPN Regional Television (ERT), a subsidiary of ESPN Inc., assumes the ownership and management of the Las Vegas Bowl.
- **DEC. 21, 2000** – Making its first appearance in the Las Vegas Bowl since 1994, UNLV records a 31-14 victory over Arkansas from the SEC.
- **DEC. 18, 1999** – EA Sports Las Vegas Bowl features the first bowl meeting between the WAC and the MW. Two conference co-champions battle with Utah holding off Fresno State 17-16 behind Ute RB Mike Anderson's 254 yards on 34 carries (sixth-best bowl rushing total at the time).
- **DEC. 20, 1997** – Las Vegas Bowl VI presented by Reno Air unveils a new format that matches a representative from the WAC against an at-large opponent. The game features an offensive explosion from Oregon, which puts up 583 yards of total offense vs. 21st-ranked Air Force.
- **DEC. 14, 1995** – No. 25 (AP) Toledo defeats Nevada, 40-37, in Las Vegas Bowl IV to cap an undefeated season. The Rockets post the first-ever OT victory in Division I-A history.
- **1992-96** – The first five years of the Las Vegas Bowl featured champions of the Mid-American and the Big West conferences. Aside from UNLV's 52-24 lopsided victory over Central Michigan in 1994, the average margin of victory is four points.
- **DEC. 18, 1992** – The Los Angeles Times calls the inaugural Las Vegas Bowl "the most exciting bowl game of the year" as Bowling Green holds on to record a dramatic 35-34 victory over Nevada.



Bowl Contacts



JOHN SACCENTI
Las Vegas Bowl Executive Director
 OFFICE: (702) 732-3912
 EMAIL: john.m.saccenti@espn.com

Now in his third decade as a member of the ever-expanding Las Vegas sports community, John Saccenti in 2014 was named by ESPN to serve as executive director of the Las Vegas Bowl, an ESPN Events owned and operated bowl game.

Saccenti (pronounced sah-SENT-ee) also serves as the executive director of the Vegas Kickoff Classic, an ESPN Events-owned early-season college football matchup that pits nationally known programs at Allegiant Stadium, which included a much-anticipated meeting of USC and LSU in August 2024.

In June, Saccenti was elevated to chair of the Bowl Season executive committee as part of his ongoing leadership roles with the organization formerly known as the Football Bowl Association. Saccenti served as the vice chair in 2023 after handling treasurer (2022) and secretary (2021) duties, previously. He also headed the group's public relations committee in the past.

During his tenure at the Las Vegas Bowl, Saccenti helped usher in a partnership with three powerhouse leagues that span coast to coast as

each December a team from the Pac-12 now takes on an opponent on a rotating basis from the storied SEC and Big Ten conferences. A member of the Las Vegas Stadium Authority's advisory group, he also oversaw the transition of the annual game from being played at Sam Boyd Stadium into its new home at the state-of-the-art Allegiant Stadium, starting with Wisconsin vs. Arizona State in 2021.

Saccenti joined ESPN Events in 2001 and worked as an account executive on university projects at the University of Nevada, Las Vegas for four years in addition to the Las Vegas Bowl. Part of the team that helped launch the ESPN event business, Saccenti worked on the first two ESPN owned and operated events – which has grown into a 38-event lineup that includes three early-season college football kickoff games, 17 college bowl games, multiple college basketball events and a college softball event – which accounts for approximately 400 hours of live programming.

A native of Brooklyn, New York, Saccenti moved to Nevada in 1993 after graduating high school in Red Bank, New Jersey. He attended UNLV and earned his bachelor's degree in communications in 1998.

Saccenti joined ESPN Regional Television, a subsidiary of ESPN, (now ESPN Events) in 2001 and worked as an account executive on university projects at UNLV for four years in addition to the Las Vegas Bowl.

He is a member of the executive board of trustees for the Southern Nevada Sports Hall of Fame and on the board of the UNLV Football Foundation. Saccenti was a member of "Las Vegas' Top 40 Under 40" list published by Vegas Inc. magazine in 2012.



Las Vegas Bowl Media Relations
MARK WALLINGTON
Media Relations Manager
 CELL: (702) 528-6291
 EMAIL: mark.wallington@unlv.edu



JEFFREY SEALS
Asst. Media Relations Manager
Social Media Manager
 CELL: (702) 683-8050
 EMAIL: jeff.j.seals@gmail.com

USC Communications

KATIE RYAN, Director of FB Communications
 CELL: (949) 874-5475
 EMAIL: katierya@usc.edu

Texas A&M Communications

ALAN CANNON, Associate AD
 CELL: (979) 777-4200
 EMAIL: acannon@athletics.tamu.edu

TYLER POUNDS, Associate Director
 CELL: (979) 848-6317
 EMAIL: tpounds@athletics.tamu.edu

KYLE STAFFORD, Associate Director
 CELL: (936) 727-0409
 EMAIL: kstafford@athletics.tamu.edu



ALLEGIANT STADIUM
 OFFICES: (800) Raiders



VIRGIN HOTELS LAS VEGAS
 MAIN NUMBER: (800) 693-7625
 MEDIA CENTER: Room 30104
 (Ground floor of Opal Tower)



MANDALAY BAY HOTEL
 MAIN NUMBER: (877) 632-7000





Broadcast Information



DAVE FLEMMING
ESPN PLAY-BY-PLAY COMMENTATOR (1st LVB)

Dave Flemming joined ESPN as a play-by-play commentator for college basketball in 2010. In addition, he has since become a regular voice on the network's baseball and football coverage. He currently calls Saturday college football coverage on ABC and ESPN with analyst Brock Osweiler and reporter Stormy Buonantony.

Flemming's play-by-play duties for ESPN have grown to include baseball as well. He has called televised Major League Baseball games for the network since 2014, including Monday Night Baseball. Each year, he calls MLB playoff games on ESPN Radio. He has also been involved with Little League World Series coverage since 2013.

Flemming also lends his announcing talents to ESPN's live coverage of golf majors.

In addition to his ESPN responsibilities, Flemming serves as the on-air voice for the San Francisco Giants on KNBR-AM radio broadcasts and select games on television. During his time there he has received three Northern California Emmys for his play-by-play commentary. In 2008, Flemming was also named the best of the new generation of baseball announcers by the Sports Business Journal.

Flemming handled the radio play-by-play duties for Stanford football for six seasons and has served as a substitute announcer on Golden State Warriors radio broadcasts.

The Alexandria, Virginia, native, who resides in San Francisco, received bachelor's and master's degrees from Stanford, and a master's degree in broadcast journalism from Syracuse University.

STORMY BUONANTONY
ESPN SIDELINE REPORTER (2nd LVB)



Stormy Buonantony is a sideline reporter for ESPN college football and XFL, just concluding her fourth season across ESPN platforms. Buonantony is also a studio host for VSIN, The Sports Betting Network in Las Vegas.

She spent two years as the rink-side reporter and host for the Vegas Golden Knights on AT&T SportsNet.

Her career has included stints as the in-stadium reporter for the Carolina Panthers for two seasons, the Mountain West's reporter and host for three years on the conference-owned digital network, and as a sideline reporter for Campus Insiders.

An Emmy-award winning journalist, she is a 2014 graduate of San Diego State University, where she majored in journalism. She is currently based in Las Vegas.




BROCK OSWEILER
ESPN GAME ANALYST (1st LVB)

Former NFL quarterback and Arizona State standout Brock Osweiler joined ESPN in 2022 as a college football analyst. A seven-year NFL veteran, Osweiler played five seasons with the Denver Broncos and was part of their Super Bowl 50 championship team in 2015, in addition to stints with the Houston Texans and Miami Dolphins before retiring in 2019.

A second-round draft pick by the Broncos in 2012, Osweiler's collegiate career saw him rewrite the record books for the Sun Devils. A three-year letterwinner, Osweiler became the first quarterback in the history of the program to throw for more than 4,000 yards, finishing the season with 4,036 – still a program record. He set then-school single season records for completions (326 – still No. 1), attempts (516), completion percentage (63.2%) and threw for 26 touchdowns as a junior, still in the top 10 all-time at ASU.

A Kalispell, Montana, native, Osweiler now resides in Scottsdale, Arizona, with his wife and two daughters. Outside of football, Osweiler is an avid golfer and enjoys cooking for friends and family.



The game will be available nationwide on ESPN Radio. **Roxy Bernstein**, will handle play-by-play while **Jordan Reid** will serve as analyst. Las Vegas Bowl XXXIII will also be broadcast on ESPN Deportes.



Schedule of Events

SUNDAY, DECEMBER 22

Texas A&M Team Arrival
Mandalay Bay/Delano
USC Team Arrival
Virgin Hotels Las Vegas

MONDAY, DECEMBER 23

10:00-11:00 am The Just One Project Team Community Service Event Allegiant Stadium, Lots F&G

10:30-11:00 am Media Availability & Photo Opportunity Allegiant Stadium, NE corner of Lot E
USC Scheduled: Head Coach Lincoln Riley, WR Makai Lemon, S Bryson Shaw
Texas A&M Scheduled: Head Coach Mike Elko, Captain OL Trey Zuhn, Captain LB Taurean York

2:15 pm Texas A&M Practice Bishop Gorman High School
(Open to Media/Photo/Video for first 20 minutes. No live posting/reporting. No shooting injured players)

11:30 am-3:30 pm Ladies Las Vegas Shopping & Dining Experience Downtown Summerlin

11:30 am-3:30 pm Kids Day Downtown Summerlin (Dave & Buster's)

5:30-7:00 pm Team Welcome Reception Fremont Street Experience (3rd Street Stage)

TUESDAY, DECEMBER 24

11:00 am **USC** Practice UNLV Practice Fields at Fertitta Football Complex
(Open to Media/Photo/Video for first 3 periods/20 minutes. No live posting/reporting. No shooting injured players)

1:30-3:30 pm **USC** Player Bowl Gifts/Shoes Activation/Design Team Hotel

7:00-9:00 pm Texas A&M Bowl Gifts/Shoes Activation/Design Team Hotel

4:30-6:45 pm Player Show Night:
Darren Aronofsky's Postcard from Earth Sphere Las Vegas

WEDNESDAY, DECEMBER 25

No Events

THURSDAY, DECEMBER 26

11:00 am-11:30 am Kickoff Media Conference (*Credential Pickup Available*) 24Oxford inside Virgin Hotel Las Vegas
USC: Head Coach Lincoln Riley, QB Jayden Maiava, LB Easton Mascarenas-Arnold
Texas A&M Scheduled: Head Coach Mike Elko, QB Marcel Reed, DL Albert Regis

5:00-6:00 pm Fan Pep Rally presented by Coca-Cola Fremont Street Experience (3rd Street Stage)

3:00-9:00 pm Media Credential Pickup Open Virgin Hotels LV (Room 30104 Opal Tower)

FRIDAY, DECEMBER 27

9 am-Noon Media Credential Pickup Open Virgin Hotels LV (Room 30104 Opal Tower)

3:30 pm Media Parking Open Lot W (Polaris Ave.)

3:30-7:30 pm Media Will-Call Open Tent Outside SouthWest Entry (Polaris Ave.)

4:00-7:00 pm Pregame Fan Fest Allegiant Stadium (Lot B)

7:35 pm Kickoff, SRS Distribution Las Vegas Bowl Allegiant Stadium



Media Opportunity

MONDAY, DECEMBER 23

HEAD COACH & PLAYER REPS MEDIA OPPORTUNITY AT ALLEGIANT STADIUM

WHO: USC Head Coach Lincoln Riley
Makai Lemon, USC WR
Bryson Shaw, USC S

Texas A&M Head Coach Mike Elko
Noah Thomas, Texas A&M WR
Taurean York, Texas A&M LB

WHAT: Photo and interview opportunity with the head coaches and two player reps, who will also pose with the Las Vegas Bowl Championship Trophy as well as team helmets

WHERE: Allegiant Stadium - Northeast Corner of Lot E

Park in Lot J to cover Just One Project Food Distribution in Lots F&G
Park in Lot D if only covering Coach/Player Availability in Lot E

WHEN: Monday, Dec. 23, 2024
Team Food Distribution 10:00-11:00 am PT
Player/Coach Availability 10:30-11:00 am PT

FOR BOWL INFORMATION CONTACT:
Mark Wallington, cell: (702) 528-6291 – email: mark.wallington@unlv.edu





The Just One Project Event

MONDAY, DECEMBER 23

**SRS DISTRIBUTION LAS VEGAS BOWL
THE JUST ONE PROJECT COMMUNITY SERVICE EVENT
SPONSORED BY ARISTOCRAT GAMING**

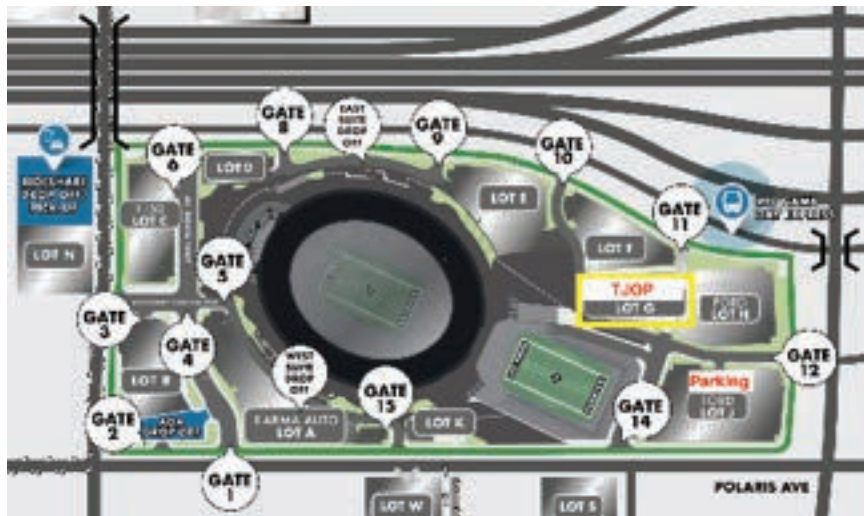
WHO: The USC Trojans and Texas A&M Aggies and volunteers from The Just One Project, representatives from sponsor Aristocrat Gaming
Website: thejustoneproject.org

WHAT: The Las Vegas Bowl and The Just One Project team up for the second time during bowl week to put on The Just One Project’s largest food distribution site at Allegiant Stadium where they will serve more than 400 families ahead of the holiday.

WHERE: Allegiant Stadium
Parking will be available in Allegiant Stadium Lot J, with the food distribution taking place in Lot G. To access Lot J parking, please enter off Polaris Ave through Gate 14.

WHEN: Monday, Dec. 23, 2024
10:00 am PT - Team Distribution Begins
11:00 am PT - Player Distribution Ends

FOR INFORMATION CONTACT:
Mark Wallington
cell: (702) 528-6291





Official Welcome Reception

MONDAY, DECEMBER 23

**SRS DISTRIBUTION LAS VEGAS BOWL
FREMONT STREET EXPERIENCE WELCOME RECEPTION
PRESENTED BY BUCCA DI BEPPO**

WHO: Chet Buchanan, Host
John Saccenti, Las Vegas Bowl Executive Director
The USC Trojans Football Team
The Texas A&M Football Team

WHAT: Bowl Week 2024 will bring the Trojan and Aggie football travel parties together at the famous Fremont Street Experience, complete with a Vegas-style red-carpet entrance. Team competitions along with a live performance. After team highlight videos are presented on the spectacular Viva Vision canopy over head, the squads will engage in an outdoor Italian feast courtesy of Bucca di Beppo.

WHERE: Fremont Street Experience (at the 3rd Street Intersection)
Website: www.vegosexperience.com

WHEN: Monday, Dec. 23, 2024 5:30-7:00 pm PT





Media Conference

THURSDAY, DECEMBER 26

SRS DISTRIBUTION LAS VEGAS BOWL KICKOFF MEDIA CONFERENCE & KICKOFF LUNCHEON

WHO: David Hirsch, Emcee

Lincoln Riley, USC Head Coach
Jayden Maiava, USC Quarterback
Easton Mascarenas-Arnold, USC Linebacker

Mike Elko, Texas A&M Head Coach
Marcel Reed, Texas A&M Quarterback
Albert Regis, Texas A&M Defensive Lineman

WHAT: Bowl Week continues with a final, formal media interview opportunity at the Kickoff Media Conference, which is followed by a formal Kickoff Luncheon. The luncheon is open to fans, bowl sponsors and community supporters.

WHERE: Virgin Hotels LV (24 Oxford event venue)
Free Parking in Paradise Road Garage

WHEN: Thursday, Dec. 26, 2024
Kickoff Media Conference 11:00-11:30 pm PT
Kickoff Luncheon Noon-1:30 pm PT

A limited amount of complimentary Luncheon tickets will be available for credentialed media attending the preceding Kickoff Media Conference.

FOR INFORMATION CONTACT:

Mark Wallington cell: (702) 528-6291
Sarah Micinski cell: (509) 499-4656





Bowl Pep Rally

THURSDAY, DECEMBER 26

**SRS DISTRIBUTION LAS VEGAS BOWL
PEP RALLY AT FREMONT STREET EXPERIENCE**

WHO: Chet Buchanan, Host

USC coaching staff member and player representative
The USC Trojan Marching Ute
Trojan cheerleaders

Texas A&M coaching staff member and player representative
The Fightin' Texas Aggie Marching Band
Aggie cheerleaders

WHAT: Beginning at 5:00 pm, **USC** and **Texas A&M** cheerleaders and bands will lead loyal fans in traditional school spirit during the official Las Vegas Bowl Pep Rally. This event is free and open to the public

WHERE: Fremont Street Experience (at the 3rd Street Intersection)
Website: www.vegosexperience.com

WHEN: Thursday, Dec. 26, 2024 5:00-6:00 pm PT

FOR BOWL INFORMATION CONTACT:
Jeff Seals, cell: (702) 683-8050 – email: jeff.j.seals@gmail.com





CURIO COLLECTION
by Hilton™



- Afters Ice Cream 14
- The Bar at Commons Club 8
- Desert Star Bar 5
- Casa Calavera 15
- Dunkin' 17
- Funny Library Coffee Shop 20
- Juice Bar (Second Level) 1
- Kassi Beach Club 11
- The Kitchen at Commons Club 10
- Money, Baby! (Second Level) 2
- Night + Market 4
- Nobu 13
- Olives 18
- One Steakhouse 6
- Pizza Forte 12
- Shag Room 9

- SERVICES**
- Business Center 16
- Fitness Center (Second Level)
- Hotel Registration 7
- Ruby Tower Registration 3
- Resort Pool Entrance 19
- Spa (Second Level)

- SHOPPING**
- 5th & Sunset
- Brookstone
- Chill by Hudson
- Hudson
- Smolder
- Swag



24OXFORD
Kickoff Media Conference (Thursday, Dec. 16)
-Credential Pickup Available

MEDIA CREDENTIAL SUITE (OPAL TOWER)
Pick Up: Thursday, Dec. 26 - 3:00 to 9:00 pm PT
Friday, Dec. 27 - 9:00 am to Noon PT



Tentative Gameday Timeline

FRIDAY, DECEMBER 27

TIME (PT)	EVENT AT ALLEGIANT STADIUM
3:30 pm	General Parking Lots Open to Fans
3:30 pm	Media Parking opens in Lot W
3:30 pm	Media Will-Call Table opens outside of SouthWest Entry (Polaris Ave.)
5:00 pm	Pregame Meal begins on Press Level & Photo Workroom Levels
5:30 pm	Stadium Doors open to fans
7:12 pm	Teams exit field following warmups
7:13 pm	Fightin' Texas Aggie Band performs from the stands (5:00)
7:18 pm	USC Trojan Marching Band performs on the field (5:00)
7:25 pm	"Star Spangled Banner" performed by Sierra Black
7:28 pm	Pregame Hype Video & Pyrotechnics Show
7:29 pm	USC takes the field
7:30 pm	Texas A&M takes the field
7:31 pm	Official Coin Toss at midfield
7:35 pm	Kickoff (potential slide to 7:40 pm)
Postgame	Las Vegas Bowl's Rossi T. Ralenkotter Championship Trophy, MVP Award presented on field immediately following the game.

Following a cooling-off period and/or on-field celebration, postgame interviews will take place in each team's respective media room on Zero Level.

-Head coach and at least one offensive and defensive player will address the media.

-Press conferences will be shown on the press level and will then be available for viewing via your Game Day Google Drive soon after concluding

-Please see each team's media relations staff for further assistance regarding specific postgame interviews.





Media Guidelines

CREDENTIAL POLICIES

Media credentials for the 2024 Las Vegas Bowl will be issued in accordance with the following priority guidelines:

1. Media agencies that cover the participating teams on a regular basis as verified by the participating schools' sports information/media relations directors
 2. Media agencies from the Southern Nevada area that regularly cover Las Vegas Bowl activities
 3. National sports media agencies
 4. Official daily school newspapers of participating schools as space permits
 5. Television stations with a full-time sports director
 6. Radio stations with a full-time sports director conducting daily sports talk shows
 7. Student or campus publications/broadcasts representing the two participating schools (yearbook, radio station, alumni magazine, etc.). Maximum of one press box credential and one photo/TV credential
- Credentials will not be issued to spouses or TV/photographer assistants or grips.

NOTE: Media Credentials will offer PRE/POST GAME FIELD ACCESS for non-PHOTO/VIDEO or ALL-GAME FIELD ACCESS for approved PHOTO/VIDEO.

PRE/POST FIELD ACCESS will allow media on the field until 30 minutes before kickoff and starting five minutes remaining in the game.

CREDENTIAL PICK-UP INFORMATION

Media/Photo credentials will not be mailed in advance, but will be available for pick-up at the SRS Distribution Las Vegas Bowl Credential Pickup at The Virgin Hotel.

CREDENTIAL PICKUP HOURS

Virgin Hotels Las Vegas in Room 30104 on the ground floor of the Opal Tower:

Thursday, Dec. 26 – At Kickoff Media Conference and then 3:00-9:00 pm PT

Friday, Dec. 27 – 9 am-Noon (then at Allegiant Stadium Will-Call from 3:30-7:30 pm)

Individuals with valid I.D. may claim all passes issued to his/her media organization. Lost or misplaced credentials will not be replaced. All media credentials remain property of the SRS Distribution Las Vegas Bowl and must be surrendered upon request.

Working media members may also pick up their credentials at the Kickoff Media Conference scheduled for December 26. Any credentials not picked up from the Media Center by 12 PM PT on gameday (December 27) will be transported to Allegiant Stadium and be available on game day at the Will-Call Table located outside the SouthWest Entry. The Will-Call Table will be open from 3:30-7:30 PM. Following kickoff, any remaining credentials will be re-located for pickup at the main ticket office on the stadium's northwest corner and available until the end of halftime. Acceptance of credentials constitutes agreement by the bearer and his/her media organization to abide by the conditions as prescribed by the SRS Distribution Las Vegas Bowl.





Media Information

OFFICIAL MEDIA HEADQUARTERS

Virgin Hotels Las Vegas (formerly Hard Rock Hotel Las Vegas) is home of the official media headquarters of the Las Vegas Bowl. Virgin Hotels Las Vegas (4455 Paradise Road, Las Vegas, NV) is pleased to offer Media Rates listed below, which include waiving the daily Resort Fee.

NOTE: Parking at Virgin Hotels Las Vegas is FREE of charge.
Room rates and reservations are subject to space availability.

Link to book room: <https://book.passkey.com/gt/220474509?gtid=abd8051d568c8839e5f6505e15026d4d>

MEDIA HOTEL ROOM RATES (+taxes)

Sunday Dec. 22 - \$95
Monday Dec. 23 - \$95
Tuesday Dec. 24 - \$95
Wednesday Dec. 25 - \$95
Thursday Dec. 26 - \$95
Friday Dec. 27 - \$169
Saturday Dec. 28 - \$169
For a Double room, add \$20 each night

CREDENTIAL PICKUP

Virgin Hotels Las Vegas on the ground floor of the Opal Tower:

Thurs, Dec. 26 – Kickoff Media Conference at Virgin
and then 3:00-9:00 pm PT at Room 30104

Fri, Dec. 27 – 9:00 am to Noon PT at Virgin
and then 3:30-7:30 pm PT at Allegiant Will-Call

ENTRANCE TO THE STADIUM & PRESS BOX

The press box will be open to the media four hours before kickoff (12:30 PM) and close two hours following the end of the game.

Media should enter Allegiant Stadium using the SouthWest Gate of Allegiant Stadium (on Polaris Avenue). Those traveling to the press box should enter the building (MEDIA & STAFF signs on the glass doors) move forward and head left on the concourse to reach the press elevators that will take you to the 400 LEVEL. This elevator lobby is located behind black doors just past the first set of concession stands (Fuku Burger) on your left (approximately 200 feet from entering).

Seating charts will be posted throughout the press box.

Roster cards will be provided. A pregame meal will be served starting approximately 2.5 hours prior to kickoff (2:00 PM). Both hot & cold beverages will be available throughout the game.

Per NCAA and College Football Writers Association of America guidelines, the press box is a working area and cheering or excessive noise will not be tolerated. Unprofessional behavior will result in the confiscation of working press credentials and stadium security personnel will direct any violators to the exit.





Media Information

PHOTOGRAPHERS/VIDEOGRAPHERS

There is a full-service, field-level workroom for photographers on ZERO LEVEL of Allegiant Stadium labeled MEDIA WORK ROOM. It is accessible using the elevator located immediately on your right when entering Allegiant Stadium through the SouthWest Entry gate.

NOTE: Media Credentials will offer PRE/POST GAME FIELD ACCESS for non-PHOTO/VIDEO or ALL-GAME FIELD ACCESS for approved PHOTO/VIDEO. PRE/POST FIELD ACCESS will allow media on the field until 30 minutes before kickoff and starting five minutes remaining in the game.

Bowl organizers will adhere to the NCAA's sideline control policy, which states that: Sideline photographers are restricted outside designated areas and are reminded to stay behind the restraining line around the field. No media personnel, including journalists, radio and television personnel or their equipment, shall be in the team area or coaching box.

STADIUM INTERNET INFORMATION

The press box and field level are both equipped with complimentary wireless internet access.

TEAM PRACTICE POLICIES

Throughout bowl week, working press must adhere to the policies established by each participating school regarding access to players and coaches. However, each team is required to offer media availability at a minimum of one practice during Bowl Week in Las Vegas.

POSTGAME INTERVIEWS

Following a 10-minute cooling-off period in the locker room, post-game interviews will take place in each team's respective media room. Both sessions will be shown in chronological order in the press box and then be available for viewing when the files are placed in the Game Night Google Drive.

The game's Rich Abajian Most Valuable Player, which is voted on by a media committee, will be announced on the field during the game trophy celebration.

POSTGAME STATS, NOTES AND QUOTES

A Game Night Google Drive Link will be emailed to all credentialed media and will be the virtual home to all quarter, halftime and final stats; game photos provided by ESPN; post-game notes from the bowl and both teams; and video files of both teams' press conferences as soon as possible.

BOWL GAME MEDIA STAFF CONTACT INFORMATION

Mark Wallington, Media Relations Manager

Email: mark.wallington@unlv.edu
Cell phone: (702) 528-6291

Sarah Micinski, Assistant Media Relations Manager

Email: smicinski@pac-12.org
Cell phone: (509) 499-4656

Jeff Seals, Assistant Media Relations Manager

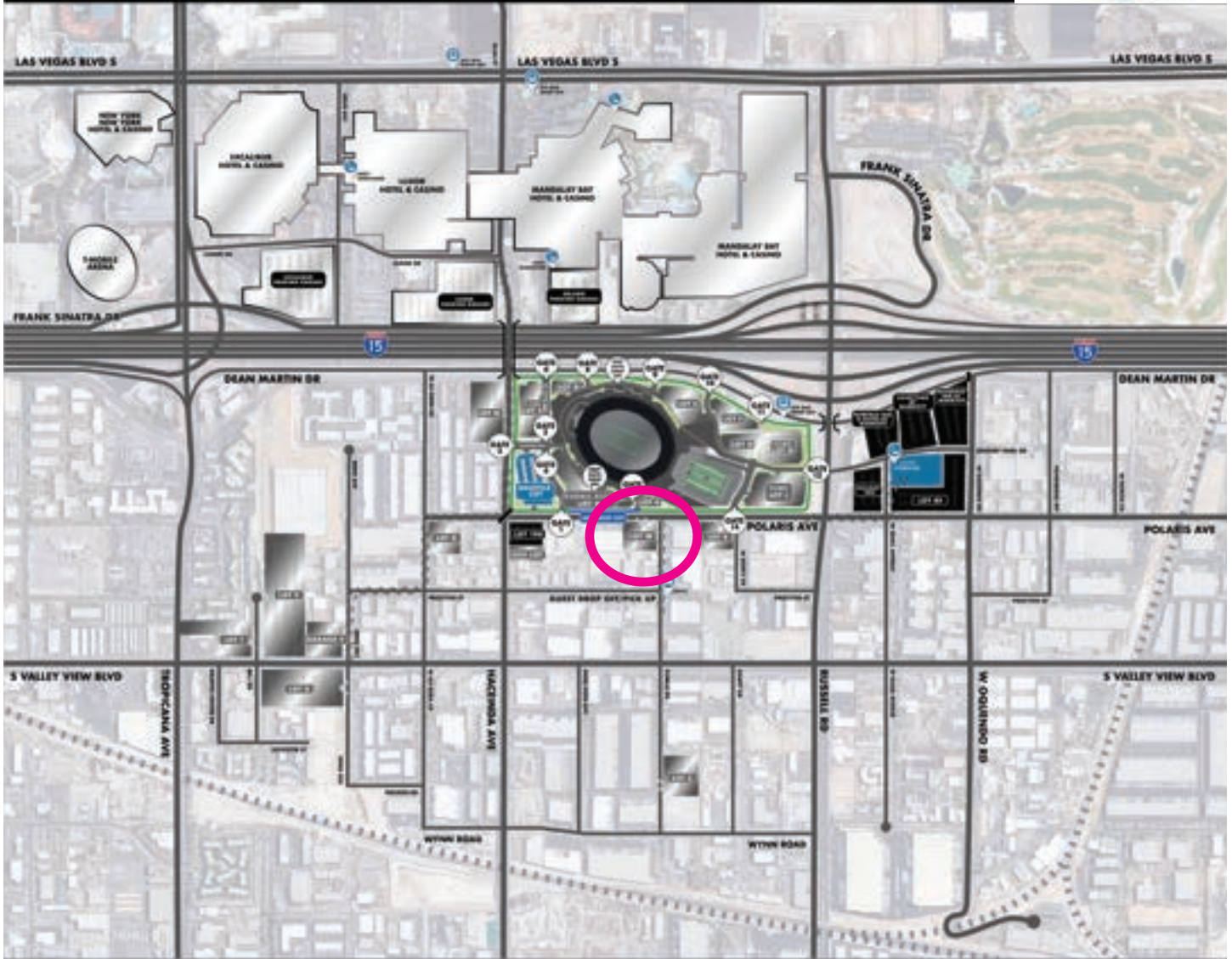
Email: jeff.j.seals@gmail.com
Cell phone: (702) 683-8050





Bowl Media Parking Map

ALLEGIANT STADIUM PARKING MAP



PARKING MAP

- Allegiant Stadium Controlled Parking
- Rideshare, Taxis, Shuttles, RTC Buses
- Event Based Parking Sold on SpotHero App
- Walking Path
- Event Based Parking Sold via MGM Website



PER EVENT PARKING PRICES

Lots A, C, D, E, F, G, H, J, S, W	\$100/event	Lot T	\$45/event
Lot N	\$90/event	Lot Z	\$40/event
Lot X	\$80/event	OSV Lot	\$350/event
Lots U, V, V Garage	\$50/event	Event Based Parking	Check SpotHero app and MGM website for pricing

*Prices and availability subject to change. Payment and parking is non-refundable. Top of most parking lots will be available for purchase.

- Lot A Enter Gate 13 Northbound on Polaris Ave
- Lot C Enter Gate 6 Southbound on Dean Martin Dr
- Lot D Enter Gate 8 Southbound on Dean Martin Dr
- Lot E Enter Gate 10 Southbound on Dean Martin Dr
- Lot F Enter Gate 10 Southbound on Dean Martin Dr
- Lot G Enter Gate 11 Southbound on Dean Martin Dr

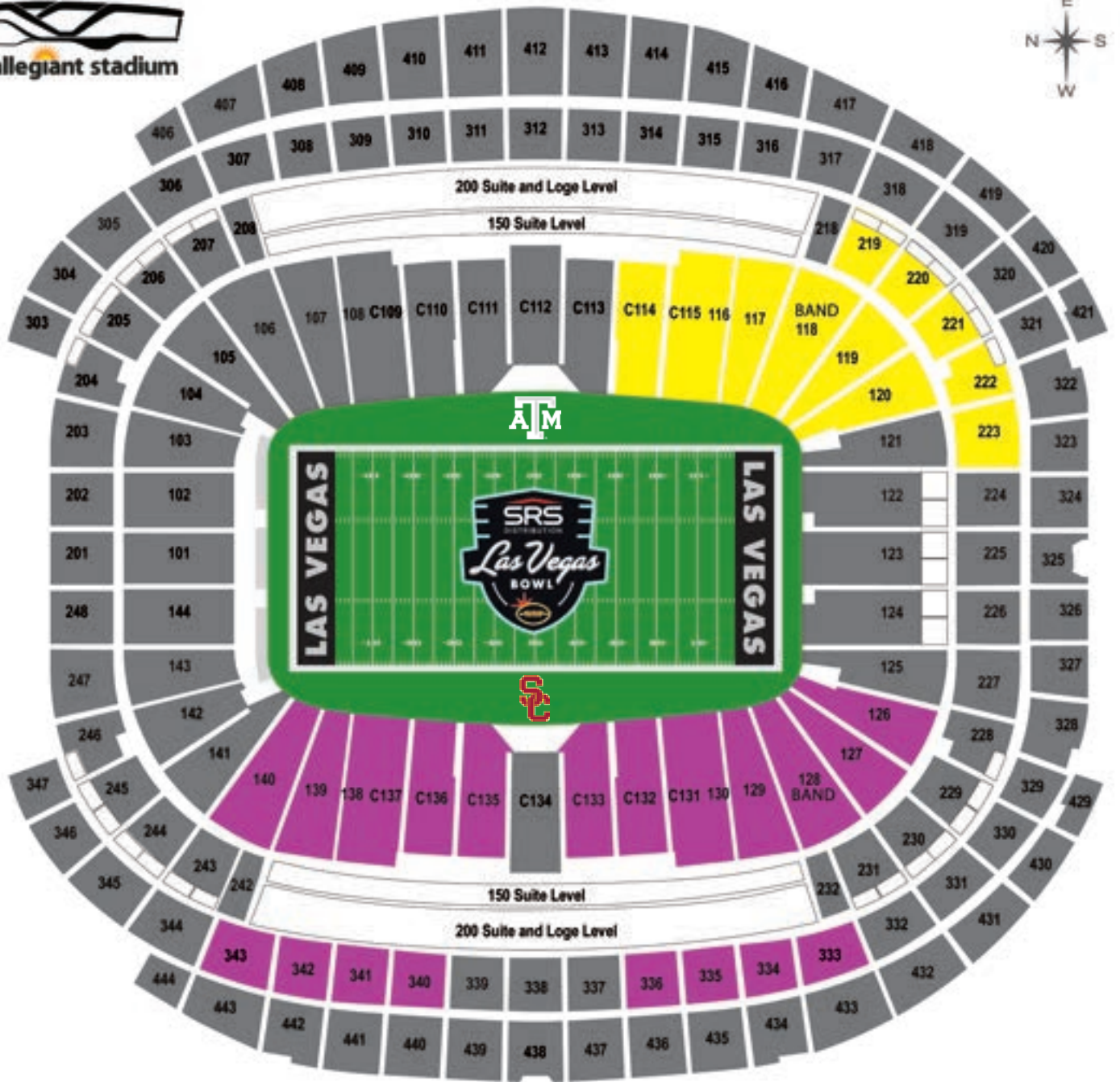
- Lot H Enter Gate 11 Southbound on Dean Martin Dr
- Lot J Enter Gate 14 Northbound on Polaris Ave
- Lot N Enter Southbound on Dean Martin Drive
- Lot S Enter Northbound on Polaris Ave
- Lot W Enter Northbound on Polaris Ave
- Lot X Enter Eastbound on All Baba Ln

- Lot T Enter Ball Drive From Valley View Blvd
- Lot Y Enter Ball Drive From Valley View Blvd
- Lot V Garage Enter Ball Drive From Valley View Blvd
- Lot U Enter Reno Ave from Valley View Blvd
- Lot Z Enter Diablo Dr from Valley View Blvd





Allegiant Stadium layout



Press Box Booth Assignments

- Booth A:** USC Flagship Radio
- Booth B:** Skycam HQ
- Booth C:** Texas A&M Flagship Radio
- Booth D:** Medical Observation
- Booth E:** Instant Replay
- Booth F:** Texas A&M Coaches
- Booth G:** Catapult

- Booth H:** Texas A&M Spanish Broadcast
- Booth I:** Stat Crew
- Booth J:** ESPN National Radio
- Booth K:** USC Coaches
- Booth L:** USC Spanish Broadcast
- Booth M:** Clock Operator
- Production Studio:** Video Boards & External PA



USC's Lincoln Riley



Lincoln Riley is one of the nation's most successful coaches. He's had more success by the age of 40 than any other head coach in college football history. Riley has been a head coach for 7 seasons and has developed 3 of the last 7 Heisman Trophy winners. Riley is the only head coach to coach 3 Heisman winning quarterbacks, as well as the only coach to have 3 quarterbacks selected No. 1 overall in the NFL Draft. From coaching 3 Heisman Trophy winners, to having an 80 percent winning record, to appearing in 3 College Football Playoffs, Lincoln Riley's coaching achievements set a standard of excellence.

It didn't take long for Riley to implement that standard at USC. In his first season as USC's head coach in 2022, the 39-year-old led the Trojans to have equaled the biggest one-season victory turnaround (+7 victories) in USC history (USC's 1962 national champs won 11 games after winning just 4 in 1961). Riley tied the record for most victories by a first-year head coach (tied with John Robinson in 1976. This also ties the Pac-12 record). Riley's Trojans went 11-3 in 2022. USC went undefeated in the Coliseum (7-0), doing so for the first time since 2017. Riley guided the Trojans to appearances in the Pac-12 Championship appearance and Cotton Bowl.

Riley's 2022 Trojans broke six USC records. The 2022 team now holds the USC record for most yards passing in a single season (4,696 yards in 14 games), most passes attempted in a single season (515), most touchdown passes in a single season (43), lowest percentage of passes had intercepted (0.97%, 5 in 515 attempts), most games scoring 30+ points (12) and most games scoring 40+ points (10). They also tie the USC single-game record for most touchdowns on interception returns (3 vs. Rice).

Under Riley's tutelage in 2022, quarterback Caleb Williams was named the 88th recipient of the Heisman Trophy. In addition to winning college football's most prestigious award, Williams also was named the 2022 Walter Camp Player of the Year, the 2022 AP Player of the Year, the 2022 Maxwell Award winner, the 2022 Sporting News College Football Player of the Year, the 2022 CBS Sports Player of the Year, the 2022 Action Sports Player of the Year, the 2022 CFP National Performer of the Year and the 2022 Pac-12 Offensive Player of the Year. Defensive lineman Tuli Tuipulotu was the Polynesian College Football Player of the Year, the Pac-12 Defensive Player of the Year, the defensive Morris Trophy winner and was a finalist for the Bronko Nagurski Trophy, the Rotary Lombardi Award, the Chuck Bednarik Award, the Ted Hendricks Award, and the Lott IMPACT Trophy. Both Tuipulotu and Williams were Unanimous First Team All-Americans, USC's first since 2012. Offensive linemen Brett Neilson and Andrew Vorhees and defensive back Calen Bullock were also named First Team All-Americans. Riley's five First Team All-Americans were the most in a single season since 2007 when USC also had five first teamers. Jordan Addison, Mekhi Blackmon, Tuli Tuipulotu, Andrew Vorhees, Caleb Williams were all selected to the All-Pac-12 First Team, and Vorhees was the offensive recipient of the Morris Trophy. Four of his Trojans (Addison, Tuipulotu, Blackmon and Vorhees) were drafted in 2022. Riley was a finalist for the 2022 Eddie Robinson Coach of the Year Award.

His 2023 Trojans went 8-5 and 5-4 in Pac-12 play. Riley's high-powered brand of offense, led by Williams, put up points all season resulting in USC ranking No. 3 in the nation in scoring offense (41.8), No. 3 in team passing efficiency (170.88), No. 5 in passing offense (333.0) and No. 10 in total offense (467.6). Williams was a finalist for the Manning Award and Johnny Unitas Golden Arm Award. Williams was selected as the No. 1 pick in the 2024 NFL Draft by the Chicago Bears. In addition to being the only head coach to tutor three Heisman Trophy winning quarterbacks, Riley now holds the record for most quarterbacks coached who have been selected at No. 1 all-time (Baker Mayfield in 2018, Kyle Murray in 2019 and Williams in 2024). In seven years as a head coach, Riley is now also tied for the most No. 1 overall draft selections coached at any position with Georgia's Wally Butts, who coached the Bulldogs from 1939 to 1960.

Also in 2023, freshman wide receiver and electric return specialist Zachariah Branch was named USC's first-ever true freshman First Team All-American for his special teams efforts. Branch also won the Jet Award presented annually to the nation's most outstanding return specialist. Since 1971 (when records are available) Branch is one of just three USC players to accomplish the feat, joining Jackson and Curtis Conway.

Riley was hired by USC on Nov. 28, 2021. He arrived after serving as the head coach at Oklahoma, winning 85 percent of his games in five seasons there and led the Sooners to four Big 12 titles and four New Year's Six bowls with three College Football Playoff appearances.

Riley posted a 55-10 overall record in his five years (2017-21) at Oklahoma for an impressive .846 winning percentage. His Sooners were 37-7 (.841) in league play and won Big 12 championships in his first four years there as he became the first person to win outright Football Bowl Subdivision conference crowns in each of his first four seasons as a collegiate head coach. He set Oklahoma records for most victories in his first two (24), three (36) and four (45) seasons, breaking marks held by Barry Switzer and Bob Stoops.

After serving as the offensive coordinator and quarterbacks coach for two of the most prolific offenses in OU's history, Riley took over as the Sooners' head coach in 2017 when Stoops retired. He was the youngest FBS head coach (33) at the time of his hiring. He also coached the quarterbacks and called the offensive plays while serving as head coach, run-

ning a balanced offensive attack.

Riley led his initial Oklahoma squad to a 12-2 overall record in 2017, becoming just the fifth FBS coach with no previous head coaching experience at a four-year college to win at least 12 games in his debut season. The Sooners won the Big 12 title by going 8-1, played in the CFP semifinal in the Rose Bowl and finished third in the final AP poll. Quarterback Baker Mayfield won the Heisman Trophy that season, along with the Maxwell, Davey O'Brien, Manning, Walter Camp Player of the Year and AP Player of the Year Awards, and was the No. 1 pick of the 2018 NFL Draft. Tight end Mark Andrews won the 2017 Mackey Award.

Oklahoma was again 12-2 overall and 8-1 while winning the Big 12 championships in 2018 and 2019. He was the Big 12 Co-Coach of the Year in 2018. Quarterback Kyle Murray won the 2018 Heisman Trophy, O'Brien Award and Manning Award, was the AP Player of the Year and was the No. 1 selection in the 2020 NFL Draft, while quarterback Jalen Hurts was the Heisman runner-up in 2019. The Sooners appeared in the Orange Bowl in 2018 and Peach Bowl in 2019, both CFP semifinals. OU was fourth in the final AP poll in 2018 and seventh in 2019.

In the COVID-impacted 2020 season, Oklahoma went 9-2 overall, won the Big 12 at 6-2, beat Florida in the Cotton Bowl and was sixth in the final AP poll. A year later, the Sooners were 10-2 in the just-completed regular season, tied for second in the Big 12 standings at 7-2 and are ranked 13th by AP.

Riley spent 2015 and 2016 as Oklahoma's offensive coordinator and quarterbacks coach. He won the Broyles Award as the nation's top assistant coach in 2015 when his offense ranked seventh nationally in total offense. In 2016, receiver Dede Westbrook won the Biletnikoff Award and was fourth in the Heisman voting, while running back Joe Mixon set the OU season all-purpose yardage record (2,331 yards) and fellow running back Samaje Perine set the school career rushing mark (4,122 yards).

Riley came to Oklahoma after five seasons (2010-14) as the offensive coordinator and quarterbacks coach at East Carolina. He added the title of assistant head coach in 2014. The Pirates, running a spread offensive scheme, set more than 50 team and individual school offensive records during his time there. His squads had the top five passing seasons in school history and top four total offense marks. In 2014, ECU set a school season mark with 6,929 yards of total offense.

Riley was on the football and track teams at Muleshoe (Tex.) High, a West Texas town of 5,000. He was a walk-on quarterback at Texas Tech in the spring and summer of 2003 before starting his coaching career as a student assistant there under head coach Mike Leach for three seasons (2003-05), working with the offense.

He became an offensive graduate assistant at Texas Tech in 2006, then joined the Red Raiders' fulltime staff as the wide receivers coach in 2007 and the inside wide receivers coach in 2008 and 2009. In 2009, he called plays as the interim offensive coordinator in the Alamo Bowl, producing 579 yards of offense. His wide receiver Michael Crabtree won the 2007 Biletnikoff Award while establishing Big 12 and NCAA freshman records with 134 receptions for 1,962 yards, while fellow wideout Danny Amendola also had a 100-catch, 1,000-yard season in 2007. The Red Raiders played in a bowl in each of his seven seasons and Tech quarterbacks won NCAA passing titles in 2003, 2004, 2005 and 2007.

Riley received his bachelor's degree in exercise and sports science from Texas Tech in 2006.

He was born on Sept. 5, 1983, in Lubbock, Texas. He and his wife, Caitlin, have two daughters, Sloan and Stella. His younger brother, Garrett, is the offensive coordinator at Clemson after previously coaching at TCU (where he helped coach the Horned Frogs to the 2022 National Championship game), SMU, Appalachian State, Kansas, East Carolina and Augustana College and playing quarterback at Texas Tech and Stephen F. Austin.





USC Rosters

NO	NAME	POS	HT	WT	YR	HOMETOWN	PREVIOUS SCHOOL(S)
0	Akili Arnold	S	6-0	200	SR	Mission Viejo, Calif.	Oregon State
4	Easton Mascarenas-Arnold	LB	6-0	231	SR	Mission Viejo, Calif.	Oregon State
6	Makai Lemon	WR	5-11	190	SO	Los Alamitos, Calif.	Los Alamitos HS
6	Anthony Lucas	DE	6-5	275	JR	Scottsdale, Ariz.	Texas A&M
7	Kamari Ramsey	S	6-0	204	SO	Palmdale, Calif.	UCLA
8	Ja'Kobi Lane	WR	6-4	195	SO	Mesa, Ariz.	Red Mountain HS
9	Jay Fair	WR	5-10	185	JR	Dallas, Texas	Auburn
10	Jamil Muhammad	DE	6-1	260	SR	Madison, Ala.	Vanderbilt / Georgia State
13	Mason Cobb	LB	6-0	230	SR	Provo, Utah	Oklahoma State
14	Jayden Maiava	QB	6-4	220	SO	Palolo, Hawaii	UNLV
14	Jacobe Covington	CB	6-2	200	SR	Chandler, Ariz.	Washington
15	Jaden Richardson	WR	6-1	205	SR	San Mateo, Calif.	Tufts
15	Anthony Beavers Jr.	S	6-1	215	JR	Baldwin Hills, Calif.	St. Bernard HS
16	Prophet Brown	CB	5-11	190	JR	Sacramento, Calif.	Monterey Trail HS
16	Eddie Czaplicki	P	6-1	207	SR	Charlotte, N.C.	Arizona State
17	Jake Jensen	QB	6-1	212	JR	Pleasant Grove, Utah	BYU / Contra Costa JC
17	DeCarlos Nicholson	CB	6-3	195	SR	Petal, Miss.	Miss. Gulf Coast CC / Miss. State
18	Joey Olsen	TE	6-5	242	FR	Lake Oswego, Ore.	Lakeridge HS
18	Eric Gentry	LB	6-6	215	SR	Philadelphia, Pa.	Arizona State
19	Xavier Jordan	WR	5-11	170	FR	Los Angeles, Calif.	Sierra Canyon HS
19	John Humphrey	CB	6-2	196	SR	Pasadena, Calif.	UCLA
21	Bryan Jackson	RB	6-0	230	FR	McKinney, Texas	McKinney HS
22	A'Marion Peterson	RB	6-0	220	FR	Wichita Falls, Texas	Hirschi HS
22	Braylon Conley	CB	6-0	180	FR	Humble, Texas	Atascocita HS
23	Walter Matthews	TE	6-5	250	FR	Hiram, Ga.	Hiram HS
23	Desman Stephens II	LB	6-3	233	FR	Clarkston, Mich.	Clarkston HS
24	Carson Tabaracci	TE	6-2	222	SO	Park City, Utah	Utah
24	Christian Pierce	S	6-1	195	SO	Fontana, Calif.	Rancho Cucamonga HS
25	Marcelles Williams	CB	5-11	185	FR	Carson, Calif.	St. John Bosco HS
26	Elijah Newby	LB	6-3	220	FR	Cheshire, Conn.	Cheshire Academy HS
27	Dylan Gebbia	QB	6-0	185	FR	Los Angeles, Calif.	Hawai'i / North Texas
27	Bryson Shaw	S	6-0	190	SR	Eldersburg, Md.	Ohio State
28	Gage Roy	QB	6-2	200	JR	Dallas, Texas	Jesuit Dallas HS
28	Jarvis Boatwright Jr.	S	6-1	190	FR	Clearwater, Fla.	Clearwater HS
29	Jack Stupin	QB	6-0	245	FR	Newport Beach, Calif.	Tustin HS
30	King Miller	RB	6-0	220	FR	Calabasas, Calif.	Calabasas HS
30	Marquis Gallegos	S	6-1	183	FR	North Hollywood, Calif.	Sierra Canyon HS
31	Jadyn Walker	LB	6-2	225	FR	Portage, Mich.	Portage Northern HS
31	Hank Pepper	SNP	6-1	215	JR	Chandler, Ariz.	Michigan State
34	Braylan Shelby	DE	6-5	265	SO	Friendswood, Texas	Friendswood HS
36	Hunter Dunn	S	5-10	187	JR	Savannah, Ga.	Benedictine Military School
36	Rey Sanchez	P	6-2	220	JR	Carson, Calif.	Long Beach CC
37	Lorenzo Cowan	DE	6-3	240	FR	Savannah, Ga.	Jenkins HS
38	Isaiah Rubin	CB	5-11	190	FR	Long Beach, Calif.	Los Alamitos HS
39	Cian McKelvey	RB	5-9	188	SO	Prescott, Ariz.	Prescott HS
39	Garrett Pomerantz	DE	6-2	216	JR	Las Vegas, Nev.	Bishop Gorman HS
40	Shawn Sehra	CB	5-9	170	SO	Thousand Oaks, Calif.	Oak Park HS
40	Cameron Shirangi	P	6-1	200	SR	San Juan Capistrano, Calif.	Hawai'i
41	Garrison Madden	LB	6-2	225	SO	Hampton, Ga.	Dutchtown HS
44	Josiah Zamora	WR	5-8	180	JR	Monrovia, Calif.	Mater Dei HS
45	Brandon Shepherd	S	5-11	200	JR	La Cañada, Calif.	La Cañada HS
46	Corey Nerhus	WR	5-9	185	SR	Huntington Beach, Calif.	Orange Coast CC
46	Denis Lynch	K	5-8	185	JR	Newbury Park, Calif.	Newbury Park HS
47	Devin McDonough	SNP	6-1	225	JR	Redondo Beach, Calif.	El Camino College
48	Thornton Mitchell	S	5-10	212	JR	Memphis, Tenn.	Rhodes College
48	Ryon Sayeri	K	5-11	180	FR	West Hills, Calif.	Chaminade
49	Kameryn Fountain	DE	6-6	265	FR	Mobile, Ala.	Booker T. Washington HS
50	Matt Galván	LB	5-11	215	SR	Fullerton, Calif.	Santa Ana College
51	Ryan Quintanar	LB	5-10	222	SR	Los Angeles, Calif.	TCU
57	Roman Marchetti	LB	6-2	217	SO	Tustin, Calif.	Foothill HS
59	Micah Banuelos	OL	6-2	310	FR	Auburn, Wash.	Kennedy Catholic HS
59	Kash Amos	DT	6-2	299	JR	Chicago, Ill.	Fullerton College
60	Kaylon Miller	OT	6-0	295	FR	Calabasas, Calif.	Calabasas HS
61	Jack Susnjar	OL	6-5	315	FR	San Pedro, Calif.	Loyola HS
61	Brendan Cho	DT	6-3	263	FR	Chatsworth, Calif.	Heritage Christian
62	Travis Leonard	OL	5-11	288	FR	Long Beach, Calif.	Junipero Serra
65	Erwin Taomi	OL	6-3	348	SO	Anchorage, Alaska	Hancock College
67	Kilian O'Connor	OL	6-1	291	JR	Ladera Ranch, Calif.	Santa Margarita Catholic HS

NO	NAME	POS
97	Jide Abasiri	DT
59	Kash Amos	DT
0	Akili Arnold	S
59	Micah Banuelos	OL
15	Anthony Beavers Jr.	S
28	Jarvis Boatwright Jr.	S
16	Prophet Brown	CB
93	Ratumana Bulabalavu	DT
61	Brendan Cho	DT
13	Mason Cobb	LB
99	Nate Clifton	DT
22	Braylon Conley	CB
14	Jacobe Covington	CB
37	Lorenzo Cowan	DE
16	Eddie Czaplicki	P
90	Asante Das	WR
36	Hunter Dunn	S
9	Jay Fair	WR
89	Collin Fasse	WR
81	Kyle Ford	WR
49	Kameryn Fountain	DE
30	Marquis Gallegos	S
50	Matt Galván	L
27	Dylan Gebbia	QB
18	Eric Gentry	LB
19	John Humphrey	CB
21	Bryan Jackson	RB
17	Jake Jensen	QB
92	Carlton Jones	DT
19	Xavier Jordan	WR
91	Brady Jung	WR
8	Ja'Kobi Lane	WR
96	Michael Lantz	K
6	Makai Lemon	WR
62	Travis Leonard	OL
6	Anthony Lucas	DE
46	Denis Lynch	K
85	Walker Lyons	TE
41	Garrison Madden	LB
14	Jayden Maiava	QB
57	Roman Marchetti	LB
4	Easton Mascarenas-Arnold	LB
23	Walter Matthews	TE
47	Devin McDonough	SNP
39	Cian McKelvey	RB
87	Lake McRee	TE
91	Gavin Meyer	DT
60	Kaylon Miller	OT
30	King Miller	RB
48	Thornton Mitchell	S
10	Jamil Muhammad	DE
46	Corey Nerhus	WR
26	Elijah Newby	LB
17	DeCarlos Nicholson	CB
77	Alani Noa	OL
67	Kilian O'Connor	OL
18	Joey Olsen	TE
72	Elijah Paige	OL
94	Kobe Pepe	DT
31	Hank Pepper	SNP
22	A'Marion Peterson	RB
24	Christian Pierce	S
39	Garrett Pomerantz	DE
70	Emmanuel Pregnon	OL
51	Ryan Quintanar	LB
7	Kamari Ramsey	S
73	Tobias Raymond	OL



USC Rosters

NO	NAME	POS	HT	WT	YR	HOMETOWN	PREVIOUS SCHOOL(S)
68	Hayden Treter	OL	6-6	325	FR	Greenwood Village, Colo.	Cherry Creek HS
70	Emmanuel Pregnon	OL	6-5	320	SR	Denver, Colo.	Wyoming
72	Elijah Paige	OL	6-7	320	FR	Phoenix, Ariz.	Pinnacle HS
73	Tobias Raymond	OL	6-7	315	FR	Ventura, Calif.	Ventura HS
74	Justin Tauanuu	OL	6-6	310	FR	Huntington Beach, Calif.	Huntington Beach HS
77	Alani Noa	OL	6-4	335	SO	Sacramento, Calif.	Grant Union HS
78	Makai Saina	OL	6-3	270	FR	Arlington, Texas	Martin HS
81	Kyle Ford	WR	6-1	225	SR	Corona, Calif.	USC / UCLA
82	Seth Zamora	WR	5-9	165	FR	Monrovia, Calif.	Centennial HS
83	Donovan Wood	WR	6-0	206	SR	Mastic, N.Y.	Middlebury
85	Walker Lyons	TE	6-4	235	FR	Folsom, Calif.	Folsom HS
86	CJ Woods	TE	6-2	255	SR	Long Beach, Calif.	Brentwood School
87	Lake McRee	TE	6-4	250	JR	Austin, Texas	Lake Travis HS
89	Collin Fasse	WR	5-10	185	FR	Santa Maria, Calif.	St. Joseph HS
90	Asante Das	WR	5-10	200	SR	Kennesaw, Ga.	Georgetown
91	Brady Jung	WR	5-10	166	FR	Menlo Park, Calif.	Menlo
91	Gavin Meyer	DT	6-3	290	SR	Franklin, Wisc.	Wyoming
92	Carlton Jones	DT	6-2	310	FR	Bay Cities, Texas	Bay Cities HS
93	Ratumana Bulabalavu	DT	6-3	295	FR	Stockton, Calif.	Army and Navy Academy
94	Kobe Pepe	DT	6-2	315	SR	Long Beach, Calif.	St. John Bosco HS
95	Tyler Robles	K	5-7	175	FR	Encinitas, Calif.	La Costa Canyon HS
96	Michael Lantz	K	5-11	190	SR	Peachtree City, Ga.	Minnesota / Georgia Southern
97	Jide Abasiri	DT	6-5	290	FR	Prior Lake, Minn.	Prior Lake HS
98	Devan Thompkins	DE	6-5	285	SO	Stockton, Calif.	Edison HS
98	Garth White	K	6-3	206	SR	Westlake, Calif.	Ventura JC
99	Nate Clifoton	DT	6-4	295	SR	Nashville, Tenn.	Vanderbilt

NO	NAME	POS
15	Jaden Richardson	WR
95	Tyler Robles	K
28	Gage Roy	QB
38	Isaiah Rubin	CB
78	Makai Saina	OL
36	Rey Sanchez	P
48	Ryon Sayeri	K
40	Shawn Sehra	CB
27	Bryson Shaaw	S
34	Braylan Shelby	DE
45	Brandon Shepherd	S
40	Cameron Shirangi	P
23	Desman Stephens II	LB
29	Jack Stupin	QB
61	Jack Susnjar	OL
24	Carson Tabaracci	TE
65	Erwin Taomi	OL
74	Justin Tauanuu	OL
98	Devan Thompkins	DE
68	Hayden Treter	OL
31	Jadyn Walker	LB
98	Garth White	K
25	Marcelles Williams	CB
83	Donovan Wood	WR
86	CJ Woods	TE
44	Josiah Zamora	WR
82	Seth Zamora	WR

USC Assistant Coaches



DOUG BELK
Secondary



ZACH HANSON
Offensive Line



ERIC HENDERSON
Co-Def. Coordinator
Run Game/Defensive Line



LUKE HUARD
Quarterbacks




ANTHONY JONES JR.
Running Backs
Run Game Coordinator



D'ANTON LYNN
Defensive Coordinator



SHAUN NUA
Defensive Ends



DENNIS SIMMONS
Asst. Head Coach
WRs/Pass Game



Texas A&M's Mike Elko



Mike Elko was named the head football coach at Texas A&M University on Nov. 27, 2023, returning to Aggieland after spending two seasons as the head coach at Duke. The former Texas A&M defensive coordinator also made stops at Notre Dame and Wake Forest prior to his time with the Maroon & White.

In his first season as a head coach, Elko was named the 2022 ACC Coach of the Year as Duke finished 9-4 complete with a bowl victory over UCF in the Military Bowl, the program's first bowl game appearance since 2018. The Blue Devils boasted one of the best rushing defenses and offensive lines in the country that season. On defense, they gave up just 120.9 yards per game and 10 touchdowns on the ground, standing as the only school in the ACC to allow 10-or-fewer rushing touchdowns on the year. The offensive line kept its quarterback protected, ranking 12th among Power 5 schools allowing just 17.0 sacks per game and was tied for seventh nationally giving up just 51.0 tackles for loss on the season.

Elko guided Duke to back-to-back bowl games in year two, capping the year off at the Birmingham Bowl. The 2023 season saw the Blue Devils get off to a 4-0 start, including a 28-7 victory over then-No. 9 Clemson to begin the year before injuries took their toll and Duke finished the regular season 7-5. The Blue Devils again boasted an offensive line that ranked in the top-18 among Power 5 schools in sacks and tackles for loss allowed, while also sitting in 16th nationally as a defense, giving up just 19.0 points per game.

Prior to his time in Durham, Elko served as the defensive coordinator and safeties coach in Aggieland from 2018-21, helping Texas A&M finish with four straight bowl trips and an overall record of 34-14 (.708).

The 2021 season saw Elko's defense rank 14th in the nation giving up just 327.5 yards of offense per game, while also boasting the No. 3 scoring defense. The Aggies allowed opponents to score just six rushing touchdowns all year, which was good for second in the country. Texas A&M also ranked No. 9 in pass efficiency defense, No. 7 in red zone defense and No. 12 in total sacks. By season's end, Elko was a semifinalist for the Frank Broyles Award, which honors the nation's top assistant coach.

In 2020, the Aggies finished 9-1 following an SEC-only regular season slate with an Orange Bowl victory. Elko guided a veteran defense that led the SEC and was top-10 in the nation in total defense, also boasting the No. 3 ranking in the country in rushing defense.

Before arriving at Texas A&M, Elko was the defensive coordinator at Notre Dame in 2017 and was a semifinalist for the Broyles Award as the Fighting Irish finished 10-3 with a win over LSU in the Citrus Bowl.

Elko served three seasons (2014-16) as the defensive coordinator and safeties coach at Wake Forest under head coach Dave Clawson. His 2016 defensive unit finished in the top 20 in turnovers forced, sacks and scoring defense, as only four schools in the country could claim that honor and the other three teams qualified for the College Football Playoff (Alabama, Clemson, Washington).

Elko served as the defensive coordinator for head coach Clawson at Bowling Green from 2009-13. He coached linebackers from 2009-11 and then safeties in 2012 and 2013.

Prior to his stint at Bowling Green, Elko was the defensive coordinator at Hofstra from 2006-08, also working on Clawson's staffs at Richmond in 2004-05 and Fordham from 2002-03.

Elko first coordinated defense at the U.S. Merchant Marine Academy (2001) and he spent one season (2000) coaching defensive backs at his alma mater, Penn. Elko started his coaching career as a graduate assistant, coaching inside linebackers at Stony Brook (1999) and defensive backs in the spring of 2000.

A native of South Brunswick, New Jersey, Elko graduated from Penn with a bachelor's degree in history in 1999. As a safety, he helped the Quakers to the 1998 Ivy League championship.

Elko is married to the former Michelle Madison and they are the parents of three children: Michael, Andrew and Kaitlyn.





Texas A&M Rosters

NO	NAME	POS	HT	WT	YR	HOMETOWN	PREVIOUS SCHOOL(S)
0	Izaiah Williams	WR	6-0	180	FR	Tampa, Fla.	Carrollwood Day School
0	Scoby Williams	LB	6-2	230	JR	Birmingham, Ala.	Florida
1	Bryce Anderson	DB	6-0	192	JR	Beaumont, Texas	West Brook HS
1	Jabre Barber	WR	5-10	182	SR	Dothan, Ala.	Troy
2	Terry Bussey	WR	6-0	195	FR	Timpson, Texas	Timpson HS
3	Marcus Ratcliffe	DB	6-3	210	SO	Chula Vista, Calif.	San Diego State
3	Noah Thomas	WR	6-6	200	JR	Pearland, Texas	Clear Springs HS
4	Will Lee III	DB	6-3	190	JR	St. Louis, Mo.	Kansas State
4	Rueben Owens	RB	6-0	205	SO	El Campo, Texas	El Campo HS
5	Amari Daniels	RB	5-9	215	JR	Miami, Fla.	Central HS
5	Trey Jones III	DB	6-2	215	GR	Wetumpka, Ala.	Central Michigan
7	Tyreek Chappell	DB	5-11	185	SR	Philadelphia, Pa.	Northeast HS
8	Jaydon Hill	DB	6-0	200	GR	Huntsville, Ala.	Florida
8	Le'Veon Moss	RB	6-0	215	JR	Walker, La.	Istrouma College Prep
9	Jahdae Walker	WR	6-4	205	SR	Cleveland, Ohio	Grand Valley State
10	Marcel Reed	QB	6-2	180	FR	Nashville, Tenn.	Montgomery Bell Academy
10	Dezz Ricks	DB	6-1	195	FR	Norfolk, Va.	Alabama
12	Nana Boadi-Owusu	DL	6-2	250	SO	Arlington, Texas	Martin HS
13	DJ Hicks	DL	6-5	300	SO	Katy, Texas	Paetow HS
14	Blake Bost	QB	6-3	200	SR	Groves, Texas	Port Neches-Groves
14	Jayvon Thomas	DB	6-0	195	SO	Dallas, Texas	South Oak Cliff
15	Rylan Kennedy	DL	6-4	240	SO	Mansfield, Texas	Lake Ridge HS
16	Miles O'Neill	QB	6-5	220	FR	Marblehead, Mass.	Hun School
17	Theo Melin Öhrström	TE	6-6	265	SO	Stockholm, Sweden	RIG Academy
17	Albert Regis	DL	6-2	310	JR	LaPorte, Texas	LaPorte HS
18	Donovan Green	TE	6-4	265	SO	Dickinson, Texas	Dickinson HS
18	Cashius Howell	DL	6-4	245	JR	Kansas City, Mo.	Bowling Green
19	Paxton Land	QB	6-5	210	FR	Austin, Texas	Westlake HS
19	Bravion Rogers	DB	6-0	180	SO	LaGrange, Texas	LaGrange HS
20	BJ Mayes	DB	6-1	195	SR	Houston, Texas	UAB
20	Johnny Ryder	WR	6-1	195	SO	Granger, Texas	Granger HS
21	Dallas Novicke	QB	6-0	205	SO	East Bernard, Texas	East Bernard HS
21	Taurean York	LB	6-0	235	SO	Temple, Texas	Temple HS
22	Solomon DeShields	LB	6-3	235	SR	Millville, N.J.	Pitt
22	EJ Smith	RB	6-0	215	GR	Dallas, Texas	Stanford
23	Ernest Campbell	WR	5-9	145	FR	Refugio, Texas	Refugio HS
24	Ramarian Tillman	RB	6-0	220	FR	Rockford, Ill.	Fort Bend Christian Academy
25	Dalton Brooks	DB	6-0	195	SO	Shiner, Texas	Shiner HS
26	Dashawn Fillmore	DB	5-11	200	JR	Corpus Christi, Texas	Blinn JC
26	Layne Gerke	DB	6-0	185	FR	Hallettsville, Texas	Hallettsville HS
27	Ronnie Crosby III	RB	5-9	215	FR	DeRidder, La.	DeRidder HS
27	Daymion Sanford	LB	6-2	230	SO	Katy, Texas	Paetow HS
28	Israel Benjamin	RB	5-9	205	GR	Phoenix, Ariz.	Harvard
28	Jordan Pride	DB	6-2	190	FR	Blountstown, Fla.	Blountstown HS
29	Myles Davis	DB	6-2	200	FR	Converse, Texas	Judson HS
30	JR Rosenberg	DB	5-10	185	FR	Sarasota, Fla.	Cardinal Mooney Catholic HS
30	Solomon Williams	DL	6-3	250	FR	Tampa, Fla.	Carrollwood Day School
31	Caleb Surber	DB	6-0	175	JR	Fair Oaks Ranch, Texas	Boerne-Champion HS
32	Tristan Jernigan	LB	6-1	225	FR	Tupelo, Miss.	Tupelo HS
32	Aaron Trevino	DB	5-8	180	SO	La Feria, Texas	Le Feria HS
33	Keegan Andrews	P	6-3	252	JR	Werrabee, Melbourne, Aus.	Mackillop College
33	Jarred Kerr	DB	6-0	195	JR	Lexington, Texas	Lexington HS
34	Preston Landis	RB	5-11	210	SO	Rockwall, Texas	UNT
35	Sawyer Bolli	DB	6-0	200	FR	Boerne, Texas	Champion HS
35	Isaiah Willis	DB	6-0	205	SO	Sunnyvale, Texas	Sunnyvale HS
36	Kyle Walsh	DB	6-0	190	SO	College Station, Texas	College Station HS
37	Peyton Gay	QB	5-11	195	FR	Panama City, Fla.	Bozeman HS
37	Tyler White	P	6-4	225	FR	Southlake, Texas	Carroll HS
38	Benjamin Bruce	DB	5-11	170	FR	Lubbock, Texas	Trinity Christian School
38	Eli Krozel	K	5-10	185	JR	Wasilla, Alaska	Wasilla HS
39	Adam Graham	DB	5-11	195	FR	Kingwood, Texas	Kingwood HS
39	Sam Salz	WR	5-6	160	SR	Philadelphia, Pa.	Kohelet Yeshiva HS
41	AJ DiNota	RB	6-0	215	JR	Frisco, Texas	Frisco HS
41	Liam Padron	K	5-11	190	FR	St. Augustine, Fla.	Bartram Trail HS
42	Jackson Graham	DS	5-11	180	FR	Houston, Texas	Memorial HS
42	Kendall Jackson	DL	6-4	265	FR	Gainesville, Fla.	Buchholz HS
43	Carter Braugh	TE	6-5	245	FR	Austin, Texas	Hyde Park HS
43	Zachary Clay	TE	5-11	235	JR	Lithia, Fla.	Newsome HS
45	Jordan Lockhart	LB	6-1	225	FR	Redlands, Calif.	St. John Bosco HS
46	Aidan Herrera	LB	6-0	220	SO	San Antonio, Texas	Reagan HS
47	Randy Bond	K	5-11	195	GR	Plano, Texas	West HS
48	Jacob Graham	DS	5-11	220	GR	Houston, Texas	Memorial HS
49	Connor Able	DS	6-3	224	JR	Houston, Texas	Stratford HS
50	Isendre Ahfua	OL	6-4	295	FR	Seattle, Wash.	O'Dea HS
52	Blake Ivy	OL	6-4	330	FR	League City, Texas	Clear Springs HS
53	Jadon Scarlett	DL	6-2	285	FR	Argyle, Texas	Argyle HS
54	Danny Lockhart Jr.	LB	5-11	225	SR	Redlands, Calif.	USC / Ole Miss

NO	NAME	POS
49	Connor Able	DS
50	Isendre Ahfua	OL
1	Bryce Anderson	DB
33	Keegan Andrews	P
59	Ty Banco	OL
1	Jabre Barber	WR
57	Bryce Barnes	OL
93	Drew Beltran	DL
28	Israel Benjamin	RB
87	Ashton Bethel-Roman	WR
94	Drake Bhatia	K
71	Chase Bisontis	OL
12	Nana Boadi-Owusu	DL
35	Sawyer Bolli	DB
47	Randy Bond	K
14	Blake Bost	QB
70	Robert Bourdon	OL
81	Luke Braden	TE
87	Jacob Brasher	WR
43	Carter Braugh	TE
25	Dalton Brooks	DB
38	Benjamin Bruce	DB
84	Blake Buntyn	WR
86	Ryan Burtin	WR
85	Chase Burton	WR
2	Terry Bussey	WR
82	Shane Calhoun	TE
23	Ernest Campbell	WR
7	Tyreek Chappell	DB
98	Jesse Chukwu	DL
43	Zachary Clay	TE
91	Tommy Colligan	LB
27	Ronnie Crosby III	RB
78	Dametrious Crownover	OL
5	Amari Daniels	RB
29	Myles Davis	DB
22	Solomon DeShields	LB
41	AJ DiNota	RB
55	Dealyn Evans	DL
61	Kolinu' u Faaui	OL
76	Reuben Fatheree II	OL
89	Nathan Figueroa	TE
26	Dashawn Fillmore	DB
73	Ashton Funk	OL
68	Kyle Garvis	OL
37	Peyton Gay	QB
26	Layne Gerke	DB
39	Adam Graham	DB
42	Jackson Graham	DS
48	Jacob Graham	DS
18	Donovan Green	TE
45	Levi Hancock	DS
46	Aidan Herrera	LB
13	DJ Hicks	DL
8	Jaydon Hill	DB
18	Cashius Howell	DL
58	William Huntsinger	OL
52	Blake Ivy	OL
63	Chance Jackson	OL
42	Kendall Jackson	DL
96	Nathan Jackson	DL
32	Tristan Jernigan	LB
56	Rodas Johnson	DL
5	Trey Jones III	DB
15	Rylan Kennedy	DL
33	Jarred Kerr	DB
38	Eli Krozel	K
19	Paxton Land	QB
34	Preston Landis	RB
4	Will Lee III	DB
54	Danny Lockhart Jr.	LB
45	Jordan Lockhart	LB
83	Andrew Maleski	WR
20	BJ Mayes	DB
17	Theo Melin Öhrström	TE





Texas A&M Rosters

NO	NAME	POS	HT	WT	YR	HOMETOWN	PREVIOUS SCHOOL(S)	NO	NAME	POS
54	Mark Nabou Jr.	OL	6-4	325	SO	Lynnwood, Wash.	O'Dea HS	88	Garrett Miller	TE
55	Dealyn Evans	DL	6-5	285	FR	Longview, Texas	Pine Tree HS	8	Le'Veon Moss	RB
55	Ar'maj Reed-Adams	OL	6-5	330	JR	Dallas, Texas	Kansas	54	Mark Nabou Jr.	OL
56	Rodas Johnson	DL	6-2	300	GR	Columbus, Ohio	Wisconsin	21	Dallas Novicke	QB
57	Bryce Barnes	OL	6-8	265	SR	Pearland, Texas	Pearland HS	16	Miles O'Neill	QB
58	William Huntsinger	OL	6-3	275	JR	San Antonio, Texas	Johnson HS	2	Rueben Owens	RB
59	Ty Banco	OL	6-1	310	FR	Washington, Pa.	Trinity HS	41	Liam Padron	K
60	Trey Zuhn III	OL	6-7	315	JR	Ft. Collins, Colo.	Fossil Ridge HS	97	Alessandro Perez	DL
61	Kolinu'u Faaiu	OL	6-3	330	JR	Lynnwood, Wash.	Utah	87	Cody Polk	DL
62	Collin Strittmatter	OL	6-3	260	SO	Aubrey, Texas	Aubrey HS	28	Jordan Pride	DB
63	Chance Jackson	OL	6-0	285	SO	The Woodlands, Texas	College Park HS	3	Marcus Ratcliffe	DB
64	Samuel Thornton	OL	6-1	275	FR	Ft. Worth, Texas	Timber Creek HS	10	Marcel Reed	QB
68	Kyle Garvis	OL	6-1	290	FR	Houston, Texas	Strake Jesuit College Prep	55	Ar'maj Reed-Adams	OL
69	Brady Stephenson	OL	6-5	290	FR	Lockhart, Texas	Lockhart HS	17	Albert Regis	DL
70	Robert Bourdon	OL	6-6	295	FR	Collierville, Tenn.	Collierville HS	10	Dezz Ricks	DB
71	Chase Bisontis	OL	6-6	320	SO	Ramsey, N.J.	Don Bosco Prep	19	Bravion Rogers	DB
73	Ashton Funk	OL	6-7	305	FR	Katy, Texas	Tompkins HS	30	JR Rosenberg	DB
76	Reuben Fatheree II	OL	6-8	320	SR	Richmond, Texas	Foster HS	20	Johnny Ryder	WR
78	Dametrious Crownover	OL	6-7	330	JR	Grandview, Texas	Grandview HS	39	Sam Saiz	WR
80	Wesley Watson	WR	6-1	193	FR	College Station, Texas	Kansas State	27	Daymion Sanford	LB
81	Luke Braden	TE	6-4	247	FR	Stratford, Texas	Stratford HS	53	Jadon Scarlett	DL
82	Shane Calhoun	TE	6-4	250	GR	Jacksonville, Fla.	East Carolina	95	Charlie Shears	DL
83	Andrew Maleski	WR	5-10	185	SO	Cypress, Texas	Bridgeland HS	22	EJ Smith	RB
84	Blake Buntyn	WR	6-2	200	FR	Franklin, Ten..	Franklin HS	69	Brady Stephenson	OL
84	Tre Watson	TE	6-5	250	SR	Rio Rancho, N.M.	Fresno State	62	Collin Strittmatter	OL
85	Chase Burton	WR	5-11	185	FR	Dallas, Texas	Parish Episcopal School	31	Caleb Surber	DB
86	Ryan Burtin	WR	5-8	165	FR	Bryan-College Station, Texas	Brazos Christian School	14	Jayvon Thomas	DB
87	Ashton Bethel-Roman	WR	6-1	177	FR	Missouri City, Texas	Ridge Point HS	3	Noah Thomas	WR
87	Jacob Brasher	WR	6-1	195	SO	Allen, Texas	Allen HS	64	Samuel Thornton	OL
87	Cody Polk	DL	6-8	230	SO	Dallas, Texas	Trinity Christian Academy	24	Ramarian Tillman	RB
88	Garrett Miller	TE	6-5	260	GR	Round Rock, Texas	Purdue	32	Aaron Trevino	DB
89	Nathan Figueroa	TE	6-4	250	SO	Brenham, Texas	Faith Academy	9	Jahdae Walker	WR
91	Tommy Colligan	LB	6-2	230	FR	San Antonio, Texas	Alamo Heights HS	36	Kyle Walsh	DB
93	Drew Beltran	DL	6-1	280	JR	Longview, Texas	Longview HS	84	Tre Watson	TE
94	Drake Bhatia	K	5-7	165	GR	Houston, Texas	Episcopal HS	80	Wesley Watson	WR
95	Charlie Shears	DL	6-7	220	FR	Houston, Texas	Second Baptist School	37	Tyler White	P
96	Nathan Jackson	DL	6-0	280	JR	Red Oak, Texas	Red Oak HS	0	Izaiah Williams	WR
97	Alessandro Perez	DL	6-3	230	FR	Georgetown, Texas	East View HS	0	Scooby Williams	LB
98	Jesse Chukwu	DL	6-2	230	SO	Cypress, Texas	Cypress Falls HS	30	Solomon Williams	DL
99	Jared Zirkel	K	6-3	205	SR	Kerrville, Texas	Georgia	35	Isaiah Willis	DB
								21	Taurean York	LB
								99	Jared Zirkel	K
								60	Trey Zuhn III	OL

Texas A&M's Assistant Coaches



ISHMAEL ARISTIDE
Defensive Backs



JAY BATEMAN
Defensive Coordinator
Linebackers



ADAM CUSHING
Offensive Line



PATRICK DOUGHERTY
Special Teams



TONY JEROD-EDDIE
Defensive Line



COLLIN KLEIN
Offensive Coordinator
Quarterbacks



JORDAN PETERSON
Co-Defensive Coordinator
Defensive Backs



SEAN SPENCER
Defensive Line



TROOPER TAYLOR
Assoc. Head Coach
Running Backs



HOLMON WIGGINS
Co-Offensive Coordinator
Wide Receivers



Pronunciation Guide



PLAYERS

Jide Abasiri ah-bah-SEER-ee, jih-DAY
 Akili Arnold ah-KEE-lee
 Micah Banuelos ban-WAY-los
 Prophet Brown PRA-fet
 Ratumana Bulabalavu boo-lah-bah-LA-voo, rah-TOO-man-ah
 Jacobe Covington kuh-VING-tun, juh- COE-bee
 Braylon Conley bray-LIN
 Eddie Czaplicki chuh-PLIEEZ-kee
 Collin Fasse fæss-EE
 Kameryn Fountain CAM-rin
 Marquis Gallegos guy-YAY-goes, mar-KEES
 Matt Galvan gal-VAUGHN
 Dylan Gebbia JEH-bee-uh
 Carlon Jones CAR-lawn
 Ja’Kobi Lane juh-COE-bee
 Makai Lemon muh-KAI
 Roman Marchetti mar-KEH-tee, ROE-min
 Easton Mascarenas-Arnold mas-car-EY-nas-ar-nuld
 Devin McDonough mick-DONE-uh
 Lake McRee muh-CREE
 Kaylon Miller KAY-lon
 Jamil Muhammad juh-MILL
 Corey Nerhus NEAR-hoose
 Alani Noa no-uh, uh-LAWN-ee
 Kilian O’Connor kil-EE-uhn
 Kobe Pepe PEP-pay, COE-bee
 A’Marion Peterson uh-MAHR-ee-ohn
 Garrett Pomerantz POM-er-ants
 Emmanuel Pregnon PREGG-nahn, ee-MAN-ewe-well
 Kamari Ramsey kah-MAR-ee
 Tyler Robles roe-BLESS
 Makai Saina SIGH-nuh, muh-KAI
 Ryon Sayeri sai-EAR-ee, ryan
 Bryson Shaw BRY-sun
 Cameron Shirangi shir-ANG-ee
 Desman Stephens II des-MIN
 Jack Susnjar SUSH-nar
 Carson Tabaracci tah-buh-RAH-chee
 Justin Tauanuu tow-uh-NOO-oooh
 Devan Thompkins DEV-un
 Hayden Treter TREE-ter
 Marcelles Williams mar-CELL-es
 Josiah Zamora zuh-MORE-uh, joe-ZYE-uh
 Seth Zamora zuh-MORE-uh

COACHES

Luke Huard HUE-erd
 D’Anton Lynn DAN-ton (like Canton, Ohio)
 Shaun Nua NOO-uh
 Bennie Wylie BEN-ee

PLAYERS

Isendre Ahfua iss-en-dray ah-foo-ah
 Jabre Barber jah-bree
 Drake Bhatia bot-EE-a
 Chase Bisontis bih-SOHN-tiss
 Nana Boadi-Owusu BOI-dee oh-WOO-sue
 Blake Bost boast
 Tyreek Chappell shah-PELL
 Kolinu’u Faaiu co-lee-noo-oo fy-oo
 Rodas Johnson road-ah-ss
 Theo Melin Öhrstöm mel-lin or-strome
 Le’Veon Moss LEVEE-on
 Mark Nabou Jr nah-boo
 Ar’maj Reed-Adams AR-maj-ay
 Bravion Rogers BRAY-vee-on
 Jadon Scarlett JAY-den
 Jahdae Walker JAH-day
 Taurean York TOUR-ee-uhn
 Try Zuhn III zoon

COACHES

Ishmael Aristide ISH-mel AIR-ih-stahd
 Tony Jerod-Eddie jare-ed



Allegiant Stadium



After staging the first 28 Las Vegas Bowls at now-closed Sam Boyd Stadium, the game moved to Allegiant Stadium for the first time in 2021.

Located adjacent to the world-famous Las Vegas Strip, Allegiant Stadium is a global events destination, highlighted by the arrival of the NFL's iconic Raiders in 2020. Allegiant Stadium, which won "Best Venue" honors at the 2020 World Football Summit Industry Awards, is ideally located for both visitors and locals, fully enclosed and climate-controlled with a capacity of up to 65,000 (58,000 for the Las Vegas Bowl). The technologically advanced stadium hosts world-class entertain-

ment, including concerts and sporting events such as the Pac-12 Championship Game and the Vegas Kickoff Classic and serves as the home of UNLV Football. The stadium project is expected to generate an economic benefit of \$620 million annually while creating 6,000 permanent jobs in Southern Nevada.

In addition recently being announced as the host of Super Bowl LVIII, Las Vegas was home to the 2022 NFL Pro Bowl presented by Verizon and the 2022 NFL Draft.

For more information on Allegiant Stadium, visit allegiant-stadium.com.

ALLEGIANT STADIUM QUICK FACTS

Groundbreaking:	Nov. 13, 2017
Construction:	Jan. 2018-July 2020
First Football Game:	Raiders vs. Saints, Sept. 21, 2020
First College Game:	UNLV vs. UNR, Oct. 31, 2020
Cost:	\$1.9 billion
Capacity:	58,000 for LV Bowl (can expand to 65,000)
Playing Surfaces:	Artificial for LV Bowl / Natural Grass for NFL
Suites:	127
Club Seats:	8,000
Escalators:	48
Elevators:	22
Doors:	2,200
Structural Steel:	28,000 tons
Trees Planted:	425
Concrete:	105,000 cubic yards (enough to build a sidewalk from LA to Vegas)
South Video Board:	11,000 square feet

LAS VEGAS BOWL TOP-10 CROWDS (SAM BOYD STADIUM)

RK	ATT	YEAR	RESULT
1.	44,615	2006	BYU 38, Oregon 8
2.	42,213	2015	Utah 35, BYU 28
3.	42,178	2013	USC 45, Fresno State 20
4.	41,923	2010	Boise State 26, Utah 3
5.	40,712	2007	BYU 17, UCLA 16
6.	40,053	2005	Cal 35, BYU 28
7.	40,047	2008	Arizona 31, BYU 21
8.	40,018	2009	BYU 44, Oregon State 20
9.	37,146	2018	Fresno State 31, Arizona State 20
10.	36,432	2017	Boise State 38, Oregon 28



Bowl Hall of Fame

The Las Vegas Bowl Hall of Fame welcomed its third class in 2021 to help commemorate reaching the game's 30-year milestone. The new group was made up of college football's all-time winningest starting quarterback, Kellen Moore (Player), the only head coach to go 4-0 in the bowl game, Chris Petersen (Coach), and former ESPN executive Pete Derzis (Contributor), who had a big hand in growing the game into its current form. The Hall of Fame inductees were recognized at the ONEVEGAS gala at Allegiant Stadium December 29 as well as at the game the following evening. "Three decades is a milestone for our game to reach and playing on a new date with our new matchup in our new home at Allegiant Stadium makes this year even more special," said Saccenti. "This impressive class will make it even more memorable. Coach Petersen was perfect in our game while representing two different schools. His former quarterback, Kellen Moore, also did not lose a Las Vegas Bowl and closed his storied collegiate career with us. And I have had the pleasure of working for and with Pete Derzis for 20 years, during which our game developed into a can't-miss event every December."

The Las Vegas Bowl Hall of Fame welcomes a class every five years but there is no time requirement to be eligible for induction. While there is no minimum or maximum amount of honorees in a class, inductees fall under the following categories: Player, Coach, Founder or Contributor.



PETE DERZIS BOWL CONTRIBUTOR

As a senior executive at ESPN Events, became a visionary leader of college football bowl games... The Las Vegas Bowl became the first ESPN-owned bowl in 2001...Instrumental in the development of the Las Vegas Bowl into one of the company's premier annual events...Oversaw the addition of the Pac-12 Conference as a partner league of the bowl in 2002...Helped the game grow into a major economic boost for Southern Nevada each December while featuring teams from the Pac-12 Conference and Mountain West...Helped secure the Las Vegas Bowl's new alignment of three top conferences (Pac-12, SEC and Big Ten) that feature 40 powerhouse brands spanning the nation...In March 2021, retired as Senior Vice President for College Sports Programming and ESPN Events on his 31st anniversary working at ESPN.

KELLEN MOORE QB, BOISE STATE LAS VEGAS BOWL 2010 & 2011

2-0 as a starter in the Las Vegas Bowl ...Voted MVP of 2010 Las Vegas Bowl...Currently serves as offensive coordinator of the Dallas Cowboys ... Led the No. 10 Broncos from the WAC to a 26-3 victory over No. 19 Utah from the Mountain West in 2010...Threw for 339 yards on 29-of-38 passing attempts...Led the No. 6 Broncos from the Mountain West to a 56-24 win over Arizona State of the Pac-12...Completed 26-of-34 attempts for 293 yards and two more touchdowns...Closed his collegiate career by becoming the first quarterback to reach the 50-win mark in history (50-3)...Named First Team All-America by the Football Writers Association of America in 2010...2011 Mountain West Offensive Player of the Year...2010 WAC Co-Offensive Player of the Year and finished fourth in the Heisman Trophy balloting...Spent six seasons in the NFL with the Detroit Lions (2012-14) and Dallas Cowboys (2015-17) before moving into coaching.

CHRIS PETERSEN HEAD COACH, BOISE STATE & WASHINGTON LAS VEGAS BOWL 2010, 2011, 2012 & 2019

Compiled a 4-0 coaching record in the Las Vegas Bowl...One of only two coaches to win a Las Vegas Bowl at two different schools...Only head coach to be undefeated in the Las Vegas Bowl with more than two appearances...Led Boise State to a 26-3 win over Utah in 2010...Led Boise State to a 56-24 win over Arizona State in 2011...Led Boise State to a 28-26 win over Washington in 2012...Led Washington to a 38-7 win over Boise State in 2019...Coached his final game as head coach in the 2019 Las Vegas Bowl...Compiled a 92-12 overall record at Boise State from 2006-12...Compiled a 55-26 overall record at Washington from 2014-19...Paul "Bear" Bryant Award winner in 2006 and 2009 ...Bobby Dodd Coach of the Year Award winner in 2010.



Bowl Hall of Fame

The Las Vegas Bowl commemorated reaching the 20-year milestone in 2011 by inducting an inaugural class of four individuals into a newly created Hall of Fame. The group was inducted at the annual Kickoff Luncheon on Dec. 21, 2011, as well being recognized again at the bowl game the following evening. The inaugural class in 2011 featured Steven Jackson (Oregon State running back), Anthony Calvillo (Utah State quarterback), John Robinson (UNLV head coach) and Rossi Ralenkotter (founding father). The 2016 class welcomed Marshawn Lynch (Cal running back), Brent Musburger (broadcaster) and Rob Dondero (founder).

STEVEN JACKSON RB, OREGON STATE

LAS VEGAS BOWL XII - DEC. 24, 2003

Born and raised in Las Vegas, Jackson signed with Oregon State after starring at Eldorado High School ... Led the Beavers to a 55-14 blow-out victory on Christmas Eve 2003 ... Voted bowl MVP after tying NCAA bowl record with five total touchdowns (four rushing, one receiving) to go with 149 yards rushing ... Selected in the first round (24th overall) in the 2004 NFL Draft by the St. Louis Rams and is now in his ninth pro season.

ANTHONY CALVILLO QB, UTAH STATE

LAS VEGAS BOWL II - DEC. 18, 1993

The California native helped Utah State win the 1993 co-Big West Conference championship and an automatic bid to its first bowl game since 1961 ... Completed 25 of 39 passes for 286 yards and three touchdowns in leading the Aggies to a thrilling 42-33 victory over Ball State ... It was the first and only bowl victory in the school's now-114 years of football history ... Voted the game's MVP ... Went on to become the CFL's all-time leading passer.

JOHN ROBINSON HEAD COACH, UNLV

LAS VEGAS BOWL IX - DEC. 21, 2001

The former USC and NFL coach took over UNLV in 1999 and one year later led the Rebels to their first bowl appearance in six seasons ... UNLV earned an at-large bid to the Las Vegas Bowl and defeated Arkansas 31-14 ... The Razorbacks were the only SEC team to ever play in Las Vegas ... Victory over Houston Nutt's squad gave Robinson the best winning percentage (.888) in NCAA bowl history for anyone with at least eight appearances (8-1 all-time in bowls).

MARSHAWN LYNCH RB, CALIFORNIA

LAS VEGAS BOWL XIV - DEC. 22, 2005

A native of the Bay Area, Lynch helped hometown Cal to a 35-28 victory over BYU in the 2005 Las Vegas Bowl while turning in one of the top offensive performances in the event's history ... He earned MVP honors after carrying the ball 24 times for 194 yards and three touchdowns and catches two passed for 27 yards vs. the Cougars ... The 194 yards is the third-most in a Las Vegas Bowl and he is one of just six players to rush for at least three TDs in a game ... The following season he was a first team All-America selection and the 2006 Pac-10 Offensive Player of the Year before being selected in the first round (12th Overall) of the 2007 NFL Draft by the Buffalo Bills ... Lynch played nine total seasons in the NFL, including 2010-15 for the Seattle Seahawks and was a five-time NFL Pro Bowl honoree ... He revived his career this season with the Oakland Raiders.

ROB DONDERO FOUNDING FATHER

Dondero helped make the game a reality a quarter-century ago and then see tremendous growth under his current leadership as president of the bowl's committee. Born and raised in Las Vegas, he would become one of his hometown's biggest champions and currently serves as Executive Vice President of R&R Partners, Inc. With a decades-long track record in the tourism industry, Dondero has had a hand in marketing world-class sporting events through his R&R Events division, including helping bring a college bowl game to town by securing the slot from the defunct California Raisin Bowl and moving the game to Southern Nevada in 1992.

CLASS OF 2011



ROSSI RALENKOTTER FOUNDING FATHER

As President and CEO of the Las Vegas Convention and Visitors Authority (LVCVA), Ralenkotter is responsible for marketing Las Vegas and Southern Nevada as the world's most desirable destinations for leisure and business travel ... Was instrumental in securing the bowl slot from the defunct California Raisin Bowl and moving the game from Fresno to Las Vegas in time for the 1992 season ... Has helped the game grow into a major economic boost for Southern Nevada each December.

CLASS OF 2016

BRENT MUSBURGER BOWL CONTRIBUTOR

One of the most recognized and prominent voices in the history of sports television, Musburger served as a host and play-by-play commentator for multiple sports across ESPN and ABC ... Including the 2016 game, he called seven Las Vegas Bowls, which is tied for the most ever for any play-by-play announcer ... He retired from network broadcasting following the bowl game after he primarily worked college football and basketball game telecasts, highlighted by SEC Network beginning in 2014 and on ESPN's Big 12 Big Monday college basketball games since the 2009-10 season ... The Billings, Montana, native attended Northwestern University's Medill School of Journalism and his broadcast career began in 1968 as sports director at WBBM-TV in Chicago.





All-Time Results

SRS Distribution Las Vegas Bowl (2021-Present)

Date	Result	Attendance	Head Coaches	Game MVP
12/23/23	Northwestern 14, Utah 7	20,897	David Braun/Kyle Whittingham	Ben Bryant, QB, Northwestern
12/17/22	No. 14 Oregon State 30, Florida 3	29,650	Johnathan Smith/Billy Napier	Ben Gulbranson, QB, Oregon State
12/30/21	Wisconsin 20, Arizona State 13	32,515	Paul Cryst/Herm Edwards	Braelon Allen, RB, Wisconsin

Mitsubishi Motors Las Vegas Bowl (2018-19)

Date	Result	Attendance	Head Coaches	Game MVP
12/21/19	Washington 38, No. 18 Boise State 7	34,197	Chris Petersen/Bryan Harsin	Elijah Molden, DB, Washington
12/15/18	Fresno State 31, Arizona State 20	37,146	Jeff Tedford/Herm Edwards	Ronnie Rivers, RB, Fresno State

Las Vegas Bowl (2016-17)

Date	Result	Attendance	Head Coaches	Game MVP
12/16/17	Boise State 38, Oregon 28	36,432	Bryan Harsin/Mario Cristobal*	Cedrick Wilson, WR, Boise State
12/17/16	San Diego State 34, Houston 10	29,286	Rocky Long/Major Applewhite	Donnel Pumphrey, RB, San Diego State

Royal Purple Las Vegas Bowl (2013-15)

Date	Result	Attendance	Head Coaches	Game MVP
12/19/15	Utah 35, BYU 28	42,213	Kyle Whittingham/Bronco Mendenhall	Tevin Carter, DB, Utah
12/20/14	Utah 45, Colorado State 10	33,067	Kyle Whittingham/Dave Baldwin*	Travis Wilson, QB, Utah
12/21/13	USC 45, Fresno State 20	42,178	Clay Helton*/Tim DeRuyter	Cody Kessler, QB, USC

MAACO Bowl Las Vegas (2009-12)

Date	Result	Attendance	Head Coaches	Game MVP
12/22/12	Boise State 28, Washington 26	33,217	Chris Petersen/Steve Sarkisian	Bishop Sankey, RB, Washington
12/22/11	Boise State 56, Arizona State 24	35,720	Chris Petersen/Dennis Erickson	Doug Martin, RB, Boise State
12/22/10	Boise State 26, Utah 3	41,923	Chris Petersen/Kyle Whittingham	Kellen Moore, QB, Boise State
12/22/09	BYU 44, Oregon State 20	40,018	Bronco Mendenhall/Mike Riley	Max Hall, QB, BYU

Pioneer Las Vegas Bowl (2007-08)

Date	Result	Attendance	Head Coaches	Game MVP
12/20/08	Arizona 31, BYU 21	40,047	Mike Stoops/Bronco Mendenhall	Willie Tuitama, QB, Arizona
12/22/07	BYU 17, UCLA 16	40,712	Bronco Mendenhall/DeWayne Walker*	Austin Collie, WR, BYU

Pioneer Purevision Las Vegas Bowl (2003-06)

Date	Result	Attendance	Head Coaches	Game MVP
12/21/06	BYU 38, Oregon 8	44,615	Bronco Mendenhall/Mike Belotti	Jonny Harline, TE, BYU
12/22/05	California 35, BYU 28	40,053	Jeff Tedford/Bronco Mendenhall	Marshawn Lynch, RB, California
12/23/04	Wyoming 24, UCLA 21	27,784	Joe Glenn/Karl Dorrell	Corey Bramlet, QB, Wyoming

Las Vegas Bowl (2003)

Date	Result	Attendance	Head Coaches	Game MVP
12/24/03	Oregon State 55, New Mexico 14	25,437	Mike Riley/Rocky Long	Steven Jackson, RB, Oregon State

Sega Sports Las Vegas Bowl (2001-02)

Date	Result	Attendance	Head Coaches	Game MVP
12/25/02	UCLA 27, New Mexico 13	30,324	Ed Kezirian*/Rocky Long	Craig Bragg, WR, UCLA
12/25/01	Utah 10, USC 6	30,894	Ron McBride/Pete Carroll	Dameon Hunter, RB, Utah





All-Time Results

Las Vegas Bowl (2000)

Date	Result	Attendance	Head Coaches	Game MVP
12/21/00	UNLV 31, Arkansas 14	29,113	John Robinson/Houston Nutt	Jason Thomas, QB, UNLV

EA Sports Las Vegas Bowl (1999)

Date	Result	Attendance	Head Coaches	Game MVP
12/18/99	Utah 17, Fresno State 16	28,227	Ron McBride/Pat Hill	Mike Anderson, RB, Utah

Las Vegas Bowl (1998)

Date	Result	Attendance	Head Coaches	Game MVP
12/19/98	North Carolina 20, San Diego State 13	21,429	Carl Torbush/Ted Tollner	Ronald Curry, QB, North Carolina

Las Vegas Bowl presented by Reno Air (1997)

Date	Result	Attendance	Head Coaches	Game MVP
12/20/97	Oregon 41, Air Force 13	21,514	Mike Belotti/Fisher DeBerry	Pat Johnson, WR, Oregon

Las Vegas Bowl (1992-96)

Date	Result	Attendance	Head Coaches	Game MVP
12/18/96	Nevada 18, Ball State 15	10,118	Jeff Tisdell/Bill Lynch	Mike Crawford, LB, Nevada
12/14/95	Toledo 40, Nevada 37 (OT)	12,500	Gary Pinkel/Chris Ault	Wasean Tait, RB, Toledo
12/15/94	UNLV 52, Central Michigan 24	17,562	Jeff Horton/Dick Flynn	Henry Bailey, WR, UNLV
12/17/93	Utah State 42, Ball State 33	15,508	Charlie Weatherbie/Paul Schudel	Anthony Calvillo, QB, Utah State
12/18/92	Bowling Green 35, Nevada 34	15,476	Gary Blackney/Chris Ault	Erik White, QB, Bowling Green

*Interim Head Coach





Bowl Record Book: Individual

RUSHING

Most Attempts:

34	Mike Anderson, Utah, 1999 vs. Fresno State
33	Profail Grier, Utah State, 1993 vs. Ball Stat
31	Doug Martin, Boise State, 2011 vs. Arizona State
31	Wasean Tait, Toledo, 1995 vs. Nevada
30	Bishop Sankey, Washington, 2012 vs. Boise State

Most Net Yards:

254	Mike Anderson, Utah, 1999 vs. Fresno State
212	Ronnie Rivers, Fresno State, 2018 vs. Arizona State
205	Bishop Sankey, Washington, 2012 vs. Boise State
194	Marshawn Lynch, Cal, 2005 vs. BYU
185	Wasean Tait, Toledo, 1995 vs. Nevada
162	Devontae Booker, Utah, 2014 vs. Colorado State
159	Braelon Allen, Wisconsin, 2021 vs. Arizona State

Most Touchdowns:

4	Steven Jackson, Oregon State, 2003 vs. New Mexico
4	Wasean Tait, Toledo, 1995 vs. Nevada
3	Travis Wilson, Utah, 2014 vs. Colorado State
3	Marshawn Lynch, Cal, 2005 vs. BYU
3	Kin Minor, Nevada, 1995 vs. Toledo
3	Henry Bailey, UNLV, 1994 vs. Central Michigan

Best Average Per Carry: (Min. 10 Attempts)

9.6	DeJohn Branch, UNLV, 1994 vs. Central Michigan (13-125)
9.3	Ronald Curry, UNC, 1998 vs. San Diego State (10-93, 1 TD)
8.8	Saladin McCullough, Oregon, 1997 vs. Air Force (17-150, 1 TD)
8.6	Doug Martin, Boise State, 2010 vs. Utah (17-147-1 TD)
8.3	Travis Wilson, Utah, 2014 vs. Colorado State (11-91, 3 TD)

Most Net Yards By A Quarterback:

91	Travis Wilson, Utah, 2014 vs. Colorado State
59	Ryan Huzjak, Toledo, 1995 vs. Nevada
51	Dennis Dixson, Oregon, 2006 vs. BYU
50	Anthony Calvillo, Utah State, 1993 vs. Ball State
42	John Beck, BYU, 2005 vs. California

Most Touchdowns By A Quarterback:

3	Travis Wilson, Utah, 2014 vs. Colorado State
---	--

PASSING

Most Attempts:

54	Derek Carr, Fresno State, 2013 vs. USC
53	John Beck, BYU, 2005 vs. Cal
49	Mike Maxwell, Nevada, 1995 vs. Toledo
47	Brock Osweiler, Arizona State, 2011 vs. Boise State
46	2 Times (Last: Max Hall, BYU, 2008 vs. Arizona)

Most Completions:

35	John Beck, BYU, 2005 vs. Cal
30	Derek Carr, Fresno State, 2013 vs. USC
30	Brock Osweiler, Arizona State, 2011 vs. Boise State
30	Max Hall, BYU, 2008 vs. Arizona
29	Mike Maxwell, Nevada, 1995 vs. Toledo

Most Yards:

395	Brock Osweiler, Arizona State, 2011 vs. Boise State
375	John Beck, BYU, 2006 vs. Oregon
362	Brett Rypien, Boise State, 2017 vs. Oregon
352	John Beck, BYU, 2005 vs. Cal
344	Cody Kessler, USC, 2013 vs. Fresno State

Most Touchdown Passes:

4	Cody Kessler, USC, 2013 vs. Fresno State
3	Max Hall, BYU, 2009 vs. Oregon State
3	John Beck, BYU, 2005 vs. Cal
3	Jason Maas, Oregon, 1997 vs. Air Force
3	Anthony Calvillo, Utah State, 1993 vs. Ball State

Highest Completion Percentage: (Min. 10 Attempts)

.764	Kellen Moore, Boise State, 2011 vs. Arizona State (26-34, 293 yards, 2 TD)
.736	Kellen Moore, Boise State, 2010 vs. Utah (28-38, 339 yards, 2 TD)
.735	Greg Ward Jr., Houston, 2016 vs. San Diego State (25-34, 229 yards)
.733	Graham Mertz, Wisconsin, 2021 vs. Arizona State (11-15, 137 yards, 1 TD)
.733	Cody Kessler, USC, 2013 vs. Fresno State (22-30, 344 yards, 4 TD)

Most Interceptions Thrown:

4	Greg Ward Jr., Houston, 2016 vs. San Diego State
---	--

RECEIVING

Most Receptions:

14	Alex Van Dyke, Nevada, 1995 vs. Toledo
13	Gerrell Robinson, Arizona State, 2011 vs. Boise State
12	Austin Pettis, Boise State, 2010 vs. Utah
12	Nathan Meikle, BYU, 2005 vs. Cal
11	Austin Collie, BYU, 2008 vs. Arizona

Most Yards:

241	Gerrell Robinson, Arizona State, 2011 vs. Boise State
221	Cedrick Wilson, Boise State, 2017 vs. Oregon
181	Jonny Harline, BYU, 2006 vs. Oregon
176	Alex Van Dyke, Nevada, 1995 vs. Toledo
169	Pat Johnson, Oregon, 1997 vs. Air Force

Most Touchdowns:

2	Marqise Lee, USC, 2013 vs. Fresno State
2	Nelson Agholor, USC, 2013 vs. Fresno State
2	Holden Huff, Boise State, 2012 vs. Washington
2	DeSean Jackson, Cal, 2005 vs. BYU
2	Craig Bragg, UCLA, 2004 vs. Wyoming
2	Nate Turner, UNLV, 2000 vs. Arkansas
2	Pat Johnson, Oregon, 1997 vs. Air Force
2	Tony Hartley, Oregon, 1997 vs. Air Force
2	Diamond Wilkins, Nevada, 1996 vs. Ball State
2	Terrance McMillan, Central Michigan, 1994 vs. UNLV

Average Per Catch: (Min. 3 Catches)

33.8	Pat Johnson, Oregon, 1997 vs. Air Force (5-169, 2TD)
28.8	Tyler Holden, Wyoming, 2004 vs. UCLA (4-115, 1TD)
27.8	Terrell Turner, Arizona, 2008 vs. BYU (4-111)
25.0	Terrance McMillan, Central Michigan, 1994 vs. UNLV (4-100, 2TD)
22.8	Geoff Noisy, Nevada, 1996 vs. Ball State (7-160)

TOTAL OFFENSE

Most Plays:

60	John Beck, BYU, 2005 vs. Cal
55	Brock Osweiler, Arizona State, 2011 vs. Boise State
56	Greg Ward Jr., Houston, 2016 vs. San Diego State
56	Max Hall, BYU, 2008 vs. Arizona
54	Derek Carr, Fresno State, 2013 vs. USC
54	Ryan Huzjak, Toledo, 1995 vs. Nevada

Most Total Yards:

401	John Beck, BYU, 2006 vs. Oregon
399	John Beck, BYU, 2005 vs. Cal
357	Brock Osweiler, Arizona State, 2011 vs. Boise State
355	Brett Rypien, Boise State, 2017 vs. Oregon
346	Cody Kessler, USC, 2013 vs. Fresno State

ALL-PURPOSE YARDS

Most Yards:

301	Doug Martin, Boise State, 2011 vs. Arizona State
279	Bishop Sankey, Washington, 2012 vs. Boise State
272	Pat Johnson, Oregon, 1997 vs. Air Force
269	Mike Anderson, Utah, 1999 vs. Fresno State
249	Marshawn Lynch, Cal, 2005 vs. BYU

Most Touchdowns:

5	Steven Jackson, Oregon State, 2003, vs. New Mexico
4	Wasean Tait, Toledo, 1995 vs. Nevada
4	Henry Bailey, UNLV, 1994 vs. Central Michigan
3	Travis Wilson, Utah, 2014 vs. Colorado State
3	Marshawn Lynch, Cal, 2005 vs. BYU
3	Ken Minor, Nevada, 1995 vs. Toledo



Bowl Record Book: Individual

LONG PLAYS

Longest Rush:

84	Doug Martin, Boise State, 2010 vs. Utah
76	Sean McCullough, Oregon, 1998 vs. Air Force
76	Mike Anderson, Utah, 1999 vs. Fresno State
68	Ronnie Rivers, Fresno State, 2018 vs. Arizona State
62	LeAndre Moore, Ball State, 1996 vs. Nevada
60	Devontae Booker, Utah, 2014 vs. Colorado State

Longest Rushing Touchdown:

84	Doug Martin, Boise State, 2010 vs. Utah
76	Sean McCullough, Oregon, 1998 vs. Air Force
62	LeAndre Moore, Ball State, 1996 vs. Nevada
60	Devontae Booker, Utah, 2014 vs. Colorado State
49	Henry Bailey, UNLV, 1994 vs. Central Michigan

Longest Pass Reception:

78	Jason Mass to Pat Johnson, Oregon, 1997 vs. Air Force
71	Willie Tuitama to Terrell Turner, Arizona, 2008 vs. BYU
71	Mike Maxwell to Alex Van Dyke, Nevada, 1995 vs. Toledo
69	Akili Smith to Pat Johnson, Oregon, 1997 vs. Air Force
67	Justin Herbert to Dillon Mitchell, Oregon, 2017 vs. Boise State
67	T.D. Croshaw to Boo Bendinger, Utah, 1999 vs. Fresno State

Longest Passing Touchdown:

78	Jason Mass to Pat Johnson, Oregon, 1997 vs. Air Force
69	Akili Smith to Pat Johnson, Oregon, 1997 vs. Air Force
54	Jason Thomas to Troy Mason, UNLV, 2000 vs. Arkansas
53	Erik Timpf to Terrance McMillian, Central Michigan, 1994 vs. UNLV
47	Dennis Dixon to Brian Paysinger, Oregon, 2006 vs. BYU

Longest Punt:

69	Garrett Swanson, Fresno State, 2013 vs. USC
66	Brian Schmitz, UNC, 1998 vs. San Diego State
64	Johnny Hekker, Oregon State, 2009 vs. BYU
61	Josh Hubner, Arizona State, 2011 vs. Boise State
60	Ril Stephenson, BYU, 2009 vs. Oregon State

Longest Punt Return:

74	Craig Bragg, UCLA, 2002 vs. New Mexico
45	Bryan Reeves, Nevada, 1992 vs. Bowling Green
41	Ronnie Rivers, Fresno State, 2018 vs. Arizona State
31	Patrick Chung, Oregon, 2006 vs. BYU
29	Avery Williams, Boise State, 2019 vs. Washington
27	Randy Gatewood, UNLV, 1994 vs. Central Michigan

Longest Kickoff Return:

100	Doug Martin, Boise State, 2011 vs. Arizona State
98	Rashad Ross, Arizona State, 2011 vs. Boise State
56	Deionte Gaines, Colorado State, 2014 vs. Utah
51	Damon Tolbert, Central Michigan, 1994 vs. UNLV
47	3 Times

Longest Field Goal:

52	Kai Forbath, UCLA, 2007 vs. BYU
50	Kai Forbath, UCLA, 2007 vs. BYU
49	Nate Fikse, UCLA, 2002 vs. New Mexico
48	Collin Larsh, Wisconsin, 2021 vs. Arizona State
44	Brandon Ruiz, Arizona State, 2018 vs. Fresno State
44	Joe Phillips, Utah, 2010 vs. Boise State

Longest Interception Return:

100	Tyree Robinson, Oregon, 2017 vs. Boise State
100	Jamar Taylor, Boise State, 2011 vs. Arizona State
70	Anthoula Kelly, Fresno State, 2018 vs. Arizona State
56	Scott Johnson, BYU, 2009 vs. Oregon State
55	Desmar Black, New Mexico, 2002 vs. UCLA
55	Darnell Hasson, Nevada, 1995 vs. Toledo

KICKING/PUNTING

Most Field Goals:

3 (3-3)	Damon Shea, Nevada, 1995 vs. Toledo
3 (3-4)	Kai Forbath, UCLA, 2007 vs. BYU
3 (3-3)	Michael Frisina, Boise State, 2012 vs. Washington
2 (2-2)	Collin Larsh, Wisconsin, 2021 vs. Arizona State
2 (2-2)	Cristian Zendejas, Arizona State, 2021 vs. Wisconsin
2 (2-2)	Brandon Ruiz, Arizona State, 2018 vs. Fresno State
2 (2-2)	John Baron, San Diego State, 2016 vs. Houston
2 (2-3)	Kyle Bortzman, Boise State, 2010 vs. Utah
2 (2-2)	Kirk Yliniemi, Oregon State, 2003 vs. New Mexico
2 (2-2)	Nate Fiske, UCLA, 2002 vs. New Mexico
2 (2-3)	Josh McGee, North Carolina, 1998 vs. San Diego State
2 (2-3)	Nate Tandberg, San Deigo State, 1998 vs. North Carolina
2 (2-2)	Steve Terelak, Nevada, 1992 vs. Bowling Green

Most Field Goals Attempted:

4	Kai Forbath, UCLA, 2007 vs. BYU
3	Damon Shea, Nevada, 1995 vs. Toledo
3	Michael Frisina, Boise State, 2012 vs. Washington
3	Travis Coons, Washington, 2012 vs. Boise State
3	Josh McGee, North Carolina, 1998 vs. San Diego State
3	Nate Tandberg, San Deigo State, 1998 vs. North Carolina
3	Jeff Hanna, Fresno State, 1999 vs. Utah
3	Tommy Truhe, Utah, 1999 vs. Fresno State
3	Kyle Bortzman, Boise State, 2010 vs. Utah
3	Nick Marsh, Utah, 2010 vs. Boise State

Most PATs:

8	Michael Frisina, Boise State, 2011 vs. Arizona State
7	Nick Garritano, UNLV, 1994 vs. Central Michigan
7	Kirk Yliniemi, Oregon State, 2003 vs. New Mexico
6	Andy Phillips, Utah, 2014 vs. Colorado State
6	Andre Heidari, USC, 2013 vs. Fresno State
6	Nathan Morreale, Utah State, 1993 vs. Ball State

Most Punts:

10	Brad Maynard, Ball State, 1996 vs. Nevada
10	Tyler Gaus, New Mexico, 2003, vs. Oregon State
9	Jason Kirkland, Air Force, 1997 vs. Oregon
8	Nate Fikse, UCLA, 2002 vs. New Mexico
8	Mike MacGillivray, USC, 2001 vs. Utah

Highest Average: (Min. 2 Punts)

56.5	Jeremy Crawshaw, Florida, 2022 vs. Oregon State
55.3	Luke Loecher, Oregon State, 2022 vs. Florida
55.3	Andy Vujnovich, Wisconsin, 2021 vs. Arizona State
49.8	Jason McLean, Nevada, 1995 vs. Toledo
49.5	Tom Hackett, Utah, 2015 vs. BYU

Most Kicks Blocked:

2	T. Brown, UCLA, 2007 vs. BYU
---	------------------------------

PUNT RETURNS

Most Returns:

6	Dwight Counter, New Mexico, 2002 vs. UCLA
5	Troy Mason, UNLV, 2000 vs. Arkansas
4	Mace Freeman, Toledo, 1995 vs. Nevada
4	Pat Johnson, Oregon, 1997 vs. Air Force
4	Justin Walterscheid, Utah, 2001 vs. USC
4	Cole Clasen, Oregon State, 2003 vs. New Mexico

Most Return Yards:

89	Craig Bragg, UCLA, 2002 vs. New Mexico
54	Patrick Chung, Oregon, 2006 vs. BYU
51	Troy Mason, UNLV, 2000 vs. Arkansas
49	Pat Johnson, Oregon, 1997 vs. Air Force
45	Bryan Reeves, Nevada, 1992 vs. Bowling Green

Highest Return Average: (Min. 2 Attempts)

44.5	Craig Bragg, UCLA, 2002 vs. New Mexico (2-89, 74-yd TD)
18.0	Patrick Chung, Oregon, 2006 vs. BYU (3-54)
13.5	Kevin Arbet, USC, 2001 vs. Utah (2-27)
12.0	A.J. Henning, Northwestern, 2023 vs. Utah (2-24)
11.4	Randy Gatewood, UNLV, 1994 vs. Central Michigan

Punt Return For TD:

74	Craig Bragg, UCLA, 2002 vs. New Mexico
----	--



Bowl Record Book: Individual

KICKOFF RETURNS

Most Returns:

6	Deionte Gaines, Colorado State, 2014 vs. Utah
6	Da'Mari Scott, Fresno State, 2013 vs. USC
5	John Hightower, Boise State, 2019 vs. Washington
5	Riley Burt, BYU, 2015 vs. Utah
5	Shane Williams-Rhodes, Boise State, 2012 vs. Washington
5	Jonathan Stewart, Oregon, 2006 vs. BYU

Most Yards:

135	Shane Williams-Rhodes, Boise State, 2012 vs. Washington
124	Doug Martin, Boise State, 2011 vs. Arizona State
123	Rashad Ross, Arizona State, 2011 vs. Boise State
119	Da'Mari Scott, Fresno State, 2013 vs. USC
119	Dwayne Harris, Toledo, 1995 vs. Nevada

Highest Return Average: (Min. 2 attempts)

62.0	Doug Martin, Boise State, 2011 vs. Arizona State
61.5	Rashad Ross, Arizona State, 2011 vs. Boise State
33.0	Mike Thomas, Arizona, 2008 vs. BYU (2-66)
33.3	Damon Tolbert, Central Michigan, 1994 vs. UNLV
29.8	Dwayne Harris, Toledo, 1995 vs. Nevada (4-119)

Kick Return For TD:

100	Doug Martin, Boise State, 2011 vs. Arizona State
98	Rashad Ross, Arizona State, 2011 vs. Boise State

INTERCEPTIONS

Most Interceptions:

2	Jaheen Joseph, Northwestern 2023 vs. Utah
2	Kameron Kelly, San Diego State, 2016 vs. Houston
2	Tevin Carter, Utah, 2015 vs. BYU
2	Justin Robinson, BYU, 2006 vs. Oregon
2	Donald Toomer, Utah State, 1993 vs. Ball State

Most Return Yards:

100	Tyree Robinson, Oregon, 2017 vs. Boise State
100	Jamar Taylor, Boise State, 2011 vs. Arizona State
61	Tevin Carter, Utah, 2015 vs. BYU
56	Scott Johnson, BYU, 2009 vs. Oregon State
55	Desmar Black, New Mexico, 2002 vs. UCLA
55	Darnell Hasson, Nevada, 1995 vs. Toledo

Interception Return For TD:

100	Tyree Robinson, Oregon, 2017 vs. Boise State
100	Jamar Taylor, Boise State, 2011 vs. Arizona State
70	Anthoula Kelly, Fresno State, 2018 vs. Arizona State
55	Desmar Black, New Mexico, 2002 vs. UCLA
54	Ron Smith, San Diego State, 2016 vs. Houston
53	Kekaula Kanino, Boise State, 2017 vs. Oregon
46	Dom Hatfield, Utah, 2015 vs. BYU
41	Derron Smith, Fresno State, 2013 vs. USC

Most Passes Broken Up:

4	Reginald Porter, Utah, 2015 vs. BYU
3	Al Verner, UCLA, 2007 vs. BYU
3	Ben Criddle, BYU, 2007 vs. UCLA
3	Thurmond Walter, Oregon, 2006 vs. BYU
3	Kevin Thomas, UNLV, 2000 vs. Arkansas
3	Rashad Bauman, Oregon, 1997 vs. Air Force
3	Travis Schow, Utah State, 1993 vs. Ball State
3	Forey Duckett, Nevada, 1992 vs. Bowling Green

TACKLES

Most Tackles:

20	Troy Polamalu, USC, 2001 vs. Utah
18	Derron Smith, Fresno State, 2013 vs. USC
17	J.C. Percy, Boise State, 2012 vs. Washington
15	Kellen Fowler, BYU, 2008 vs. Arizona
15	Xavier Kelley, Arizona, 2008 vs. BYU

Most Unassisted Tackles:

12	Troy Polamalu, USC, 2001 vs. Utah
11	Derron Smith, Fresno State, 2013 vs. USC
10	Steve Bryant, Nevada, 1992 vs. Bowling Green
10	Artie Mangham, Bowling Green, 1992 vs. Nevada
9	J.C. Percy, Boise State, 2012 vs. Washington
8	4 Times (Last: J.D. Nelson, Oregon, 2006 vs. Oregon)

Most Sacks:

3	Mike Crawford, Nevada, 1996 vs. Ball State
2.5	Bruce Davis, UCLA, 2007 vs. BYU

2	Nick Herbig, Wisconsin, 2021 vs. Arizona State
2	B.J. Green, Arizona State, 2021 vs. Wisconsin
2	Chase Hatada, Boise State, 2019 vs. Washington
2	Tomasi Laulile, BYU, 2015 vs. Utah
2	Dion Bailey, USC, 2013 vs. Fresno State
2	Billy Winn, Boise State, 2011 vs. Arizona State
2	Jan Jorgensen, BYU, 2007 vs. UCLA
2	John Flora, Wyoming, 2004 vs. UCLA
2	Mike Pringley, North Carolina, 1998 vs. San Diego State
2	Rodney Mazion, UNLV, 1994 vs. Central Michigan
2	Mark Byers, UNLV, 1994 vs. Central Michigan

100-YARD RUSHERS

254	Mike Anderson, Utah, 1999 (34-254, 2 TD)
212	Ronnie Rivers, Fresno State, 2018 (24-212, 2 TD)
205	Bishop Sankey, Washington, 2012 (30-205, 1 TD)
194	Marshawn Lynch, Cal, 2005 (24-194, 3 TD)
185	Wasean Tait, Toledo, 1995 (31-185, 4 TD)
165	Devontae Booker, Utah, 2014 vs. Colorado State (26-165, 1 TD)
159	Braelon Allen, Wisconsin, 2021 vs. Arizona State (29-161)
151	Doug Martin, Boise State, 2011 (31-151, 1 TD)
150	Sean McCullough, Oregon, 1997 (17-150, 1 TD)
149	Steven Jackson, Oregon State, 2003 (28-149, 4 TD)
147	Doug Martin, Boise State, 2010 (17-147, 1 TD)
142	Profail Grier, Utah State, 1993 (33-142, 2 TD)
126	Maurice Drew, UCLA, 2004 (25-126)
125	DeJohn Branch, UNLV, 1994 (13-125)
120	Curtis Brown, BYU, 2006 (17-120, 2 TD)
118	Eno Benjamin, Arizona State, 2018 (23-118-1 TD)
117	Chris Markey, UCLA, 2007 (27-117)
115	Donnel Pumphrey, San Diego State, 2016 (19-115, 1 TD)
113	Zeb Jackson, Bowling Green, 1992 (22-113, 2 TD)
107	Deshaun Fenwick, Oregon State, 2022 (21-107)
103	Adam Tate, Utah, 2001 (23-103, 1 TD)

100-YARD RECEIVERS

241	Gerell Robinson, Arizona State, 2011 (13-241, 1 TD)
221	Cedrick Wilson, Boise State, 2017 (10-221, 1 TD)
181	Jonny Harline, BYU, 2006 (9-181, 1 TD)
176	Alex Van Dyke, Nevada, 1995 (11-176)
169	Pat Johnson, Oregon, 1997 (5-169, 2 TD)
147	Austin Pettis, Boise State, 2010 (12-147, 1 TD)
130	DeSean Jackson, Cal, 2005 (6-130, 2 TD)
126	Nate Turner, UNLV, 2000 (8-126, 2 TD)
121	Tim Euhus, Oregon State, 2003 (7-121)
119	Austin Collie, BYU, 2008 (7-119)
118	Marqise Lee, USC, 2013 (7-118, 2 TD)
117	Michael Reed, BYU, 2008 (9-117)
115	Tyler Holden, Wyoming, 2004 (4-115, 1 TD)
114	Brian Oliver, Ball State, 1993 (5-114, 1 TD)
111	Terrell Turner, Arizona, 2008 (4-111)
110	Rashard Higgins, Colorado State, 2014 vs. Utah (7-110)
107	Jovon Bouknight, Wyoming, 2004 (5-107)
107	Austin Collie, BYU, 2007 (6-107, 1 TD)
106	Damond Wilkens, Nevada, 1996 (10-106, 2 TD)
104	Randy Gatewood, UNLV, 1994 (6-104, 1 TD)
102	Damola Adeniji, Oregon State, 2009 (7-102, 1 TD)
101	Henry Bailey, UNLV, 1994 (5-101, 1 TD)
100	Terrance McMillan, Central Michigan, 1994 (4-100, 2 TD)

300-YARD PASSERS

395	Brock Osweiler, Arizona State, 2011 (30-47-395, 2 TD)
362	Brett Rypien, Boise State, 2017 (21-38-362, 2 TD)
375	John Beck, BYU, 2006 (28-46-375, 2 TD)
352	John Beck, BYU, 2005 (35-53-352, 3 TD)
344	Cody Kessler, USC, 2013 (22-30-344, 4 TD)
339	Kellen Moore, Boise State (28-38-339, 2 TD)
330	Mike Maxwell, Nevada, 1995 (27-49-330)
328	Max Hall, BYU, 2008 (30-46-328, 1 TD)
325	Willie Tuitama, Arizona, 2008 (24-35-325, 2 TD)
322	Derek Anderson, Oregon State, 2003 (21-32-322, 2 TD)
315	Tanner Mangum, BYU, 2015 (25-56-315, 2 TD)
307	Corey Bramlet, Wyoming, 2004 (20-34-307, 2 TD)



Bowl Record Book: Team

RUSHING

Most Attempts:

54	Utah, 2001 vs. USC
54	Toledo, 1995 vs. Nevada
51	Utah, 2023 vs. Northwestern
51	Central Michigan, 1994 vs. UNLV
49	San Diego State, 1998 vs. North Carolina

Fewest Attempts:

6	Fresno State, 2013 vs. USC
19	Colorado State, 2014 vs. Utah
21	Arizona State, 2011 vs. Boise State
22	Boise State, 2019 vs. Washington
25	BYU, 2015 vs. Utah
25	USC, 2001 vs. Utah
27	Oregon State, 2009 vs. BYU
27	BYU, 2005 vs. Cal

Most Net Yards:

359	Utah, 2014 vs. Colorado State
334	Utah, 1999 vs. Fresno State
307	Toledo, 1995 vs. Nevada
301	UNLV, 1994 vs. Central Michigan
266	Oregon, 1997 vs. Air Force

Fewest Net Yards:

-11	Arizona State, 2011 vs. Boise State
1	USC, 2001 vs. Utah
6	New Mexico, 2003 vs. Oregon State
12	Colorado State, 2014 vs. Utah
25	Houston, 2016 vs. San Diego State

Highest Average Per Carry:

7.5	Utah, 2014 vs. Colorado State
7.4	Fresno State, 2018 vs. Arizona State
7.2	UNLV, 1994 vs. Central Michigan
6.2	Fresno State, 2013 vs. USC
6.2	Utah, 1999 vs. Fresno State
6.2	Oregon, 1997 vs. Air Force

Lowest Average Per Carry:

-0.5	Arizona State, 2011 vs. Boise State
0.0	USC, 2001 vs. Utah
0.2	New Mexico, 2003 vs. Oregon State
0.6	Colorado State, 2014 vs. Utah
0.6	Houston, 2016 vs. San Diego State

Most Touchdowns:

6	Toledo, 1995 vs. Nevada
5	Utah, 2014 vs. Colorado State
4	Oregon State, 2003 vs. New Mexico
4	Nevada, 1995 vs. Toledo
3	6 Times (Last: Oregon State, 2022 vs. Florida)

PASSING

Most Attempts:

56	BYU, 2015 vs. Utah
55	Fresno State, 2013 vs. USC
53	BYU, 2005 vs. Cal
49	Nevada, 1995 vs. Toledo
49	Nevada, 1992 vs. Bowling Green

Fewest Attempts:

13	North Carolina, 1998 vs. San Diego State
14	Utah, 2023 vs. Northwestern
14	San Diego State, 2016 vs. Houston
15	Wisconsin, 2021 vs. Arizona State
16	Utah, 2015 vs. BYU

Most Completions:

35	BYU, 2005 vs. Cal
30	Fresno State, 2013 vs. USC
30	Arizona State, 2011 vs. Boise State
30	BYU, 2008 vs. Arizona
29	Boise State, 2010 vs. Utah
29	Nevada, 1992 vs. Bowling Green

Fewest Completions:

4	North Carolina, 1998 vs. San Diego State
6	Air Force, 1997 vs. Oregon
9	Utah, 2023 vs. Northwestern
9	Utah, 2015 vs. BYU
10	3 Times (Last: San Diego State, 2016 vs. Houston)

Most Yards:

395	Arizona State, 2011 vs. Boise State
386	Oregon State, 2003 vs. New Mexico
375	BYU, 2006 vs. Oregon

369	Boise State, 2017 vs. Oregon
352	BYU, 2005 vs. Cal
344	USC, 2013 vs. Fresno State
344	Nevada, 1992 vs. Bowling Green

Fewest Yards:

33	North Carolina, 1998 vs. San Diego State
59	Air Force, 1997 vs. Oregon
71	Utah, 2015 vs. BYU
93	Utah, 2010 vs. Boise State
94	UCLA, 2002 vs. New Mexico
102	San Diego State, 1998 vs. North Carolina

Highest Completion Percentage (Min. 10 Attempts):

.750	Boise State, 2011 vs. Arizona State
.735	Houston, 2016 vs. San Diego State
.733	Wisconsin, 2021 vs. Arizona State
.733	USC, 2013 vs. Fresno State
.725	Boise State, 2010 vs. Utah
.722	Oregon, 2017 vs. Boise State
.714	San Diego State, 2016 vs. Houston
.706	UNLV, 2000 vs. Arkansas

Lowest Completion Percentage (Min. 10 Attempts):

286	Air Force, 1997 vs. Oregon
308	North Carolina, 1998 vs. San Diego State
355	Ball State, 1996 vs. Nevada
379	UCLA, 2007 vs. BYU
416	Utah, 2010 vs. Boise State
435	New Mexico, 2003 vs. Oregon State

Most Touchdown Passes:

4	USC, 2013 vs. Fresno State
4	Oregon, 1997 vs. Air Force
3	Boise State, 2012 vs. Washington
3	Boise State, 2011 vs. Arizona State
3	BYU, 2009 vs. Oregon State
3	BYU, 2005 vs. Cal
3	Wyoming, 2004 vs. UCLA
3	UCLA, 2004 vs. Wyoming
3	Oregon State, 2003 vs. New Mexico
3	UNLV, 2000 vs. Arkansas
3	UNLV, 1994 vs. Central Michigan
3	Utah State, 1993 vs. Ball State
3	Ball State, 1993 vs. Utah State
3	Bowling Green, 1992 vs. Nevada

Most Passes Had Intercepted:

4	Houston, 2016 vs. San Diego State
3	BYU, 2015 vs. Utah

RECEIVING

Most Receptions:

35	BYU, 2005 vs. Cal
30	Arizona State, 2011 vs. Boise State
30	BYU, 2008 vs. Arizona
29	Boise State, 2010 vs. Utah
29	Nevada, 1992 vs. Bowling Green

Fewest Receptions:

4	North Carolina, 1998 vs. San Diego State
6	Air Force, 1997 vs. Oregon
9	Utah, 2023 vs. Northwestern
9	Utah, 2015 vs. BYU
10	3 Times (Last: San Diego State, 2016 vs. Houston)

Most Yards:

395	Arizona State, 2011 vs. Boise State
386	Oregon State, 2003 vs. New Mexico
375	BYU, 2006 vs. Oregon
369	Boise State, 2017 vs. Oregon
352	BYU, 2005 vs. Cal
344	USC, 2013 vs. Fresno State
344	Nevada, 1992 vs. Bowling Green

Fewest Yards:

33	North Carolina, 1998 vs. San Diego State
59	Air Force, 1997 vs. Oregon
71	Utah, 2015 vs. BYU
93	Utah, 2010 vs. Boise State
94	UCLA, 2002 vs. New Mexico

Most Touchdowns:

4	USC, 2013 vs. Fresno State
4	Oregon, 1997 vs. Air Force
3	12 Times (Last: Boise State, 2012 vs. Washington)



Bowl Record Book: Team

TOTAL OFFENSE

Most Plays:

95	Toledo, 1995 vs. Nevada
85	Utah State, 1993 vs. Ball State
84	Nevada, 1992 vs. Bowling Green
82	Bowling Green, 1992 vs. Nevada
81	BYU, 2015 vs. Utah
80	BYU, 2005 vs. Cal
80	Nevada, 1995 vs. Toledo

Fewest Plays:

50	North Carolina, 1998 vs. San Diego State
51	San Diego State, 2016 vs. Houston
51	USC, 2001 vs. Utah
53	Utah, 2010 vs. Boise State
54	Arizona State, 2021 vs. Wisconsin
54	Colorado State, 2014 vs. Utah

Most Net Yards:

589	UNLV, 1994 vs. Central Michigan
583	Oregon, 1997 vs. Air Force
561	Toledo, 1995 vs. Nevada
548	Utah, 2014 vs. Colorado State
548	BYU, 2006 vs. Oregon
548	Utah, 1999 vs. Fresno State
543	Boise State, 2010 vs. Utah
540	Oregon State, 2003 vs. New Mexico

Fewest Net Yards:

127	New Mexico, 2003 vs. Oregon State
151	USC, 2001 vs. Utah
167	UCLA, 2002 vs. New Mexico
197	Utah, 2015 vs. BYU
200	Utah, 2010 vs. Boise State
211	Utah, 2023 vs. Northwestern
218	Ball State, 1996 vs. Nevada
219	Florida, 2022 vs. Oregon State
219	Arizona State, 2021 vs. Wisconsin

MISCELLANEOUS SCORING

Most Points Scored One Team:

56	Boise State, 2011 vs. Arizona State
----	-------------------------------------

Most Points Scored Combined:

80	Boise State 56, Arizona State 24
----	----------------------------------

Most Points Scored in First Half:

35	Utah, 2015 vs. BYU
35	USC, 2013 vs. Fresno State

Most Points Scored in Second Half:

33	Ball State, 1993 vs. Utah State
----	---------------------------------

Most Points Scored in First Quarter:

35	Utah, 2015 vs. BYU
----	--------------------

Most Points Scored in Second Quarter:

21	USC, 2013 vs. Fresno State
----	----------------------------

Most Points Scored in Third Quarter:

21	Nevada, 1992 vs. Bowling Green
----	--------------------------------

Most Points Scored in Fourth Quarter:

21	Boise State, 2011 vs. Arizona State
----	-------------------------------------

Overtime Game:

-Toledo 40, Nevada 37, 1995 (1 possession each)

Longest Touchdown Play:

100	Doug Martin kickoff return, Boise State, 2011 vs. Arizona State
100	Jamar Taylor interception return, Boise State 2011 vs. Arizona State

Most Points Scored Winner:

56	Boise State defeated Arizona State, 56-24, 2011
----	---

Most Points Scored Loser:

37	Toledo defeated Nevada, 40-37 (OT), 1995
----	--

Fewest Points Scored Winner:

10	Utah defeated USC, 10-6, 2001
----	-------------------------------

Fewest Points Scored Loser:

3	Oregon State defeated Florida, 30-3, 2022
3	Boise State defeated Utah, 26-3, 2010

Largest Win Point Differential:

41	Oregon State defeated New Mexico, 55-14, 2003
----	---

Smallest Win Point Differential:

1	Utah defeated Fresno State, 17-16, 1999
	Bowling Green defeated Nevada, 35-34, 1992

Biggest Deficit Overcome To Win:

11	Wyoming defeated UCLA, 24-21, 2004
	Cowboys trailed 21-10 entering 4th Quarter

FIRST DOWNS

Most First Downs:

33	Toledo, 1995 vs. Nevada
30	BYU, 2006 vs. Oregon
29	Utah, 2014 vs. Colorado State
29	Oregon State, 2003 vs. New Mexico
28	Boise State, 2017 vs. Oregon
27	Boise State, 2011 vs. Arizona State
27	Utah State, 1993 vs. Ball State
27	BYU, 2005 vs. Cal

Fewest First Downs:

7	New Mexico, 2003 vs. Oregon State
8	Utah, 2010 vs. Boise State
8	North Carolina, 1998 vs. San Diego State
9	UCLA, 2002 vs. New Mexico
11	Air Force, 1997 vs. Oregon
12	USC, 2001 vs. Utah
12	Ball State, 1996 vs. Nevada

Most First Downs Rushing:

17	Toledo, 1995 vs. Nevada
16	Cal, 2005 vs. BYU
15	Utah, 2014 vs. Colorado State
14	Utah, 1999 vs. Fresno State
13	UCLA, 2007 vs. BYU
13	UNLV, 1994 vs. Central Michigan

Fewest First Downs Rushing:

1	Fresno State, 2013 vs. USC
1	Arizona State, 2011 vs. Boise State
2	Colorado State, 2014 vs. Utah
2	Nevada, 1996 vs. Ball State
3	Florida, 2022 vs. Oregon State
3	Oregon, 2017 vs. Boise State
3	Oregon State, 2003 vs. New Mexico
3	New Mexico, 2003 vs. Oregon State
3	Nevada, 1995 vs. Toledo

Most First Downs Passing:

20	Nevada, 1996 vs. Ball State
18	BYU, 2006 vs. Oregon
18	BYU, 2005 vs. Cal
18	Nevada, 1995 vs. Toledo
17	Arizona State, 2011 vs. Boise State
17	Oregon State, 2003 vs. New Mexico

Fewest First Downs Passing:

2	North Carolina, 1998 vs. San Diego State
3	Utah, 2023 vs. Northwestern
3	Utah, 2015 vs. BYU
3	Utah, 2010 vs. Boise State
3	Air Force, 1997 vs. Oregon
3	New Mexico, 2003 vs. Oregon State

Most First Downs by Penalty:

4	Boise State, 2017 vs. Oregon
4	BYU, 2015 vs. Utah
4	Arizona State, 2011 vs. Boise State
4	BYU, 2006 vs. Oregon
4	San Diego State, 1998 vs. North Carolina
3	8 times (Last: Oregon State, 2022 vs. Florida)

Fewest First Downs by Penalty:

0	Arizona State, 2021 vs. Wisconsin
0	Boise State, 2019 vs. Washington
0	Arizona State, 2018 vs. Fresno State
0	Fresno State, 2018 vs. Arizona State
0	USC, 2013 vs. Fresno State
0	Washington, 2012 vs. Boise State
0	UCLA, 2007 vs. BYU
0	Oregon, 2006 vs. BYU
0	Toledo, 1995 vs. Nevada
0	Central Michigan, 1994 vs. UNLV



Bowl Record Book: Team

PUNTING

Most Punts:

12	Ball State, 1996 vs. Nevada
10	New Mexico, 2003 vs. Oregon State
10	Air Force, 1997 vs. Oregon
8	Oregon, 2017 vs. Boise State
8	Fresno State, 2013 vs. USC
8	UCLA, 2007 vs. BYU
8	BYU, 2007 vs. UCLA
8	UCLA, 2002 vs. New Mexico
8	USC, 2001 vs. Utah

Average (min. 2 punts):

55.3	Oregon State, 2022 vs. Florida
55.3	Wisconsin, 2021 vs. Arizona State
49.8	Nevada, 1995 vs. Toledo
49.5	Utah, 2015 vs. BYU
47.0	Washington, 2019 vs. Boise State
46.1	Arkansas, 2000 vs. UNLV
45.2	Florida, 2022 vs. Oregon State
45.0	Arizona State, 2021 vs. Wisconsin
45.0	UNLV, 1994 vs. Central Michigan

PUNT RETURNS

Most Returns:

5	Oregon, 1997 vs. Air Force
5	UNLV, 2000 vs. Arkansas
5	Oregon State, 2003 vs. New Mexico
4	Toledo, 1995 vs. Nevada
4	Utah, 2001 vs. USC

Most Yards:

96	UCLA, 2002 vs. New Mexico
54	Oregon, 2006 vs. BYU
58	Oregon, 1997 vs. Air Force
51	UNLV, 2000 vs. Arkansas
27	USC, 2001 vs. Utah

KICKOFF RETURNS

Most Returns:

8	Toledo, 1995 vs. Nevada
8	New Mexico, 2003 vs. Oregon State
7	Colorado State, 2014 vs. Utah
7	Fresno State, 2013 vs. USC
7	Oregon State, 2009 vs. BYU
7	Air Force, 1997 vs. Oregon
6	5 Times (Last: Boise State, 2019 vs. Washington)

Most Yards:

187	Arizona State, 2011 vs. Boise State
178	Toledo, 1995 vs. Nevada
175	New Mexico, 2003 vs. Oregon State
159	Boise State, 2011 vs. Arizona State
156	Central Michigan, 1994 vs. UNLV

FUMBLES

Most Fumbles:

6	UCLA, 2004 vs. Wyoming
5	Central Michigan, 1994 vs. UNLV
4	4 Times (Last: Boise State, 2010 vs. Utah)

Most Fumbles Lost:

3	Toledo, 1995 vs. Nevada
3	Arizona, 2008 vs. BYU
3	Boise State, 2010 vs. Utah
2	8 Times (Last: BYU, 2015 vs. Utah)

PENALTIES

Most Penalties:

19	Oregon, 1997 vs. Air Force
15	Utah State, 1993 vs. Ball State
15	Utah, 1999 vs. Fresno State
13	New Mexico, 2003 vs. Oregon State
12	UNLV, 2000 vs. Arkansas
12	BYU, 2005 vs. Cal

Fewest Penalties:

1	Washington, 2019 vs. Boise State
2	Wisconsin, 2021 vs. Arizona State
2	Houston, 2016 vs. San Diego State
2	BYU, 2007 vs. UCLA
2	Washington, 2012 vs. Boise State
3	6 Times (Last: Utah, 2023 vs. Northwestern)

Most Penalty Yards:

166	Oregon, 1997 vs. Air Force
151	Utah, 1999 vs. Fresno State
150	Utah State, 1993 vs. Ball State
117	UNLV, 2000 vs. Arkansas
114	Wyoming, 2004 vs. UCLA

Fewest Penalty Yards:

10	Wisconsin, 2021 vs. Arizona State
10	Washington, 2019 vs. Boise State
10	Houston, 2016 vs. San Diego State
10	Washington, 2012 vs. Boise State
10	Nevada, 1992 vs. Bowling Green
15	Nevada, 1995 vs. Toledo

TIME OF POSSESSION

- 38:47 – USC, 2013 vs. Fresno State
- 38:01 – Utah, 2001 vs. USC
- 36:36 – Boise State, 2017 vs. Oregon
- 36:34 – Central Michigan, 1995 vs. UNLV
- 35:54 – Utah, 1999 vs. Fresno State

ATTENDANCE

- 44,615 – 2006, BYU vs. Oregon
- 42,213 – 2015, BYU vs. Utah
- 42,178 – 2013, Fresno State vs. USC
- 41,923 – 2010, Boise State vs. Utah
- 40,712 – 2007, BYU vs. UCLA
- 40,053 – 2005, Cal vs. BYU
- 40,047 – 2008, Arizona vs. BYU
- 40,018 – 2009, BYU vs. Oregon State
- 37,146 – 2018, Fresno State vs. Arizona State
- 36,432 – 2017, Boise State vs. Oregon

MOST APPEARANCES/YEARS/RECORD

1.	BYU	6	3-3 (2015, 2009, 2008, 2007, 2006, 2005)
	Utah	6	4-2 (2023, 2015, 2014, 2010, 2001, 1999)
3.	Boise State	5	4-1 (2019, 2017, 2012, 2011, 2010)
4.	Arizona State	3	0-3 (2018, 2011, 2021)
	Fresno State	3	1-2 (2018, 2013, 1999)
	Oregon	3	1-2 (2017, 2006, 1997)
	Oregon State	3	2-1 (2022, 2009, 2003)
	Nevada	3	1-2 (1996, 1995, 1992)
	UCLA	3	1-2 (2007, 2004, 2002)
8.	Ball State	2	0-2 (1996, 1993)
	New Mexico	2	0-2 (2003, 2002)
	San Diego State	2	1-1 (2016, 1998)
	UNLV	2	2-0 (2000, 1994)
	USC	2	1-1 (2013, 2001)
	Washington	2	1-1 (2019, 2012)
16.	Air Force	1	0-1 (1997)
	Arizona	1	1-0 (2008)
	Arkansas	1	0-1 (2000)
	Bowling Green	1	1-0 (1992)
	California	1	1-0 (2005)
	Central Michigan	1	0-1 (1994)
	Colorado State	1	0-1 (2014)
	Florida	1	0-1 (2022)
	Houston	1	0-1 (2016)
	North Carolina	1	1-0 (1998)
	Northwestern	1	1-0 (2023)
	Toledo	1	1-0 (1995)
	Utah State	1	1-0 (1993)
	Wisconsin	1	1-0 (2021)
	Wyoming	1	1-0 (2004)

WINS BY CONFERENCE

1.	Mountain West	12-8	.600
2.	Pac-12	10-11	.476
3.	Big West	3-2	.600
4.	Mid-American Conference	2-3	.400
	Big Ten	2-0	1.000
5.	Atlantic Coast Conference	1-0	1.000
	Western Athletic Conference	1-3	.250
7.	American Athletic	0-1	.000
8.	Southeastern Conference	0-2	.000
	Independent (BYU)	0-1	.000



The Last Time ...

Missed FG return for TD:
75 Payton Williams of Fresno State, 1999 vs. Utah

Blocked Punt Returned For A TD:
0 David Bomar, North Carolina, 1998 vs. San Diego State

Fumble Returned For A TD:
86 Troy Dye, Oregon, 2017 vs. Boise State

Interception Return For TD:
70 Anthoulla Kelly, Fresno State, 2018 vs. Arizona State

Punt Return For TD:
74 Craig Bragg, UCLA, 2002 vs. New Mexico

Two-Point Conversion:
Jeremiah Johnson rush, Oregon, 2006 vs. BYU

A Safety Was Scored:
Ball State forced Utah State out of the end zone, 1993

A Kickoff Was Returned For A TD:
100 Doug Martin, Boise State, 2011 vs. Arizona State
98 Rashad Ross, Arizona State, 2011 vs. Boise State

An Overtime Game Was Played:
1995 Toledo 40
Nevada 37 (1OT)

A Team Did Not Have A Penalty:
Never

A Team Did Not Commit A Turnover:
Northwestern, 2023 vs. Utah

A Team Blocked A Field Goal:
Jordan Young, Florida, 2022 vs. Oregon State

A Team Blocked A Punt:
David Bomar, North Carolina, 1998 vs. San Diego State

An Individual Attempted Four Or More Field Goals:
4 Kai Forbath, UCLA, 2007 vs. BYU

A 50-Yard Field Goal Was Attempted:
51 Jack Olsen, Northwester, 2023 vs. Utah

A 50-Yard Field Goal Was Made:
50 Kai Forbath, UCLA, 2007 vs. BYU

An Individual Scored Four Or More Touchdowns:
4 Steven Jackson, Oregon State, 2003 vs. New Mexico

A Team Had 600 Or More Yards Of Total Offense:
Never

A Team Scored At Least 50 Points:
56 Boise State vs. Arizona State, 2011

A Team Scored At Least 60 Points:
Never

A Pass Was Completed For At Least 70-79 Yards:
71 Willie Tuitama, Arizona, 2008 vs. BYU

An Individual Passed For At Least 400 Yards:
Never

An Individual Completed At Least 30 Passes:
30 Derek Carr, Fresno State, 2013 vs. USC

An Individual Attempted At Least 50 Passes:
56 Tanner Mangum, BYU, 2015 vs. Utah

A Team Passed For Less Than 100 Yards:
73 Utah, 2023 vs. Northwestern



Fresno State's Ronnie Rivers rushed for 212 yards against Arizona State in 2018

An Individual Intercepted At Least Two Passes:
2 Jaheem Joseph, Northwestern, 2023 vs. Utah

An Individual Had At Least 10 Receptions:
10 Cedrick Wilson, Boise State, 2017 vs. Oregon

A Team Had Two Receivers With At Least 100 Yards:
119 Austin Collie, BYU, 2008 vs. Arizona
117 Michael Reed, BYU, 2008 vs. Arizona

An Individual Had At Least 200 Yards Rushing:
212 Ronnie Rivers, Fresno State, 2018 vs. Arizona State

A Run Went For 50-59 Yards:
51 Jemal Singleton, Air Force, 1997 vs. Oregon

A Run Went For 60-69 Yards:
68 Ronnie Rivers, Fresno State, 2018 vs. Arizona State

A Run Went For 70-79 Yards:
76 Mike Anderson, Utah, 1999 vs. Fresno State

A Run Went For At Least 80 Yards:
84 Doug Martin, Boise State, 2010 vs. Utah

A Team Rushed For At Least 300 Yards:
359 Utah, 2014 vs. Colorado State

A Team Rushed For Less Than 50 Yards:
39 Florida, 2022 vs. Oregon State

A Team Had Two Runners With At Least 100 Yards:
Never



Northwestern's Jaheem Joseph was the last player to intercept at least two passes in a game.



Boise State's Doug Martin's 84-yard rush against Arizona State is the longest rush from scrimmage in Las Vegas Bowl history.



Year-By-Year Recaps

1992
LAS VEGAS BOWL I

10-2
 **35**

BOWLING GREEN HEAD COACH:
Gary Blackney

7-5
 **34**

NEVADA HEAD COACH:
Chris Ault

BOWLING GREEN	14	14	0	7	-	35
NEVADA	3	0	21	10	-	34

First Quarter

BGSU Smith 10-yard pass from White (Leaver kick)
NEV Terelak 30-yard FG
BGSU Jackson 4-yard run (Leaver kick)

Second Quarter

BGSU White 8-yard pass from Smith (Leaver kick)
BGSU Jackson 17-yard run (Leaver kick)

Third Quarter

NEV Senior 5-yard pass from Vargas (Terelak kick)
NEV Holmes 5-yard run (Terelak kick)
NEV Matter 3-yard pass from Vargas (Terelak kick)

Fourth Quarter

NEV Reeves 3-yard run (Terelak kick)
NEV Terelak 19-yard yard FG
BGSU Hankins 3-yard pass from White (Leaver kick)

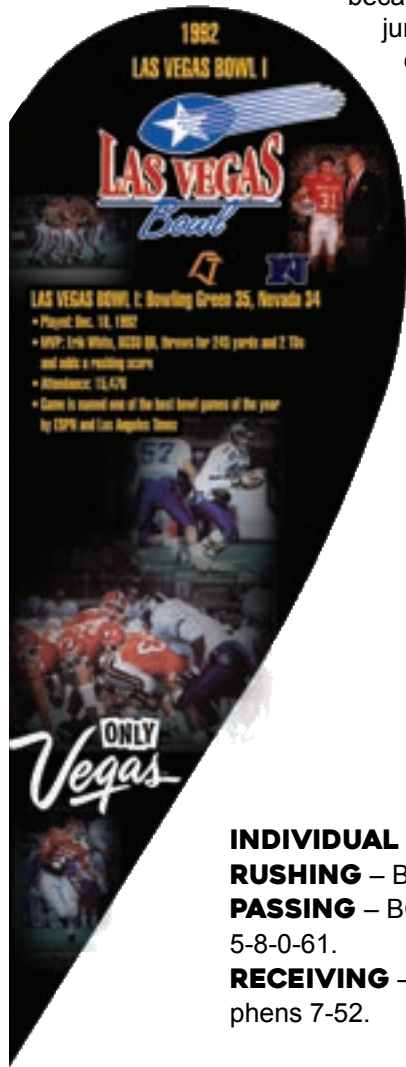
(FRIDAY, DEC. 18, 1992) – The inaugural Las Vegas Bowl was voted one of the best bowl games of the year by ESPN and the Los Angeles Times. The University of Nevada, champions of the Big West Conference, became the first school to win a Division I-A conference championship in their first year after jumping from Division I-AA. Mid-American Conference champion Bowling Green, led by eventual game MVP Erik White, jumped out to a 28-3 halftime lead. The Wolf Pack stormed back to take a 34-28 lead in the fourth quarter, setting up the game-winning touchdown by Bowling Green.

KEY TO THE GAME: Bowling Green’s Dave Hankins caught a 3-yard pass from White with :22 left on the game clock.

KICKOFF TIME: 5:03 pm PT

ATTENDANCE: 15,476

MVP - Erik White, QB, Bowling Green University – 24-40, 245 yards, 2 TD passes



TEAM STATISTICS	BGSU	NEV
First Downs	25	21
Rushes-Yards	41-157	35-94
Passing Yards	253	344
Total Yards	410	438
Passing (Comp-Att-Int)	25-41-0	29-49-0
Punts-Average	4-16.7	5-23.2
Fumbles - Lost	0-0	3-2
Penalties -Yards	5-56	3-10
Time of Poss.	33:35	26:25

INDIVIDUAL STATISTICS

RUSHING – BG: Jackson 22-113; Smith 12-27. Nevada: Holmes 18-62; Vargas 4-22.

PASSING – BG: White 24-40-0-245 yards; Smith 1-1-0-8 yards. Nevada: Vargas 24-40-0-283; Gatlin 5-8-0-61.

RECEIVING – BG: Smith 7-68; Szlachcic 5-51. Nevada: Reeves 8-92; King 5-88; Senior 6-84; Stephens 7-52.



Year-By-Year Recaps

1993 LAS VEGAS BOWL II

7-5



UTAH STATE HEAD COACH:
Charlie Weatherbie

8-3-1



BALL STATE HEAD COACH:
Paul Schudel

BALL STATE	0	0	17	16	-	33
UTAH STATE	14	7	14	7	-	42

First Quarter

USU McMahon 22-yard pass from Cavillo (Morrealle kick)
USU Profail Grier 3-yard run (Morraelle kick)

Second Quarter

USU Thompson 3-yard pass from Cavillo (Morrealle kick)

Third Quarter

BSU McCray 7-yard pass from Neu (Swart kick)
BSU Swart 31-yard FG
USU Grier 15-yard run (Morrealle kick)
USU Lee 16-yard pass from Calvillo
BSU Blair 2-yard pass from Neu

Fourth Quarter

BSU Safety, Calvillo forced out of endzone
USU Toomer 32-yard interception return
BSU Nibbs 2-yard run (pass failed)
BSU Oliver 2-yard pass from Neu (pass failed)

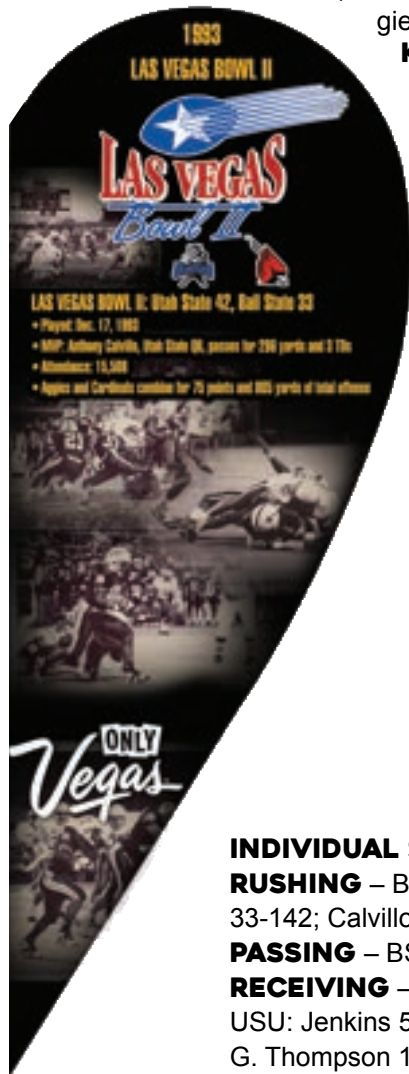
(FRIDAY, DEC. 17, 1993) – Las Vegas Bowl II was an offensive war as the Cardinals and Aggies combined for 75 total points and 805 yards of total offense.

KEYS TO THE GAME: Utah State quarterback Anthony Calvillo threw two touchdowns and the Aggies dominated time of possession (35:11 to 24:49).

ATTENDANCE: 15,508

KICKOFF TIME: 5:08 pm PT

MVP - Anthony Calvillo, QB, Utah State University – 25-39, 286 yards, 3 TD passes



TEAM STATISTICS

	BSU	USU
First Downs	14	25
Rushes-Yards	26-73	46-205
Passing Yards	241	286
Total Yards	314	491
Passing (Comp-Att-Int)	21-38-2	25-39-2
Punts-Average	5-41	3-39.3
Fumbles - Lost	1-1	2-1
Penalties -Yards	5-30	15-150
Time of Poss.	24:49	35:11

INDIVIDUAL STATISTICS

RUSHING – BSU: Blair 10-11; Neu 7-4; Nibbs 6-18; Kent 1-27; McCray 1-10; Deede 1-3. USU: Grier 33-142; Calvillo 8-50; Dye 2-8; Huey 1-5; Thompson 1-0; Team 1-0.

PASSING – BSU: Neu 20-37-2-239; Blair 1-1-0-2. USU: Calvillo 25-39-2-286.

RECEIVING – BSU: Blair 10-66; Oliver 5-114; Gorman 2-32; McCray 2-21; Freeman 1-6; Neu 1-2. USU: Jenkins 5-94; McMahon 4-54; Lee 4-48; A. Thompson 4-28; Ray 3-22; Grier 2-32; Turner 1-10; G. Thompson 1-2.



Year-By-Year Recaps

1994
LAS VEGAS BOWL III

7-5



52

UNLV HEAD COACH:

Jeff Horton

9-3



24

CENTRAL MICHIGAN HEAD COACH:

Dick Flynn

CENTRAL MICHIGAN	10	0	0	14	-	24
UNLV	14	17	14	7	-	52

First Quarter

- UNLV Bailey 46-yard pass from Brown (Garritano kick)
- UNLV Bailey 1-yard run (Garritano kick)
- CMU Blasy 20-yard FG
- CMU McMillan 53-yard pass from Timpf (Blasy kick)

Second Quarter

- UNLV Bailey 49-yard run (Garritano kick)
- UNLV Washington 15-yard fumble return (Garritano kick)
- UNLV Garritano 38-yard FG

Third Quarter

- UNLV Bailey 1-yard run (Garritano kick)
- UNLV Keener 33-yard pass from Brown (Garritano kick)

Fourth Quarter

- UNLV Gatewood 45-yard pass from Davis (Garritano kick)
- CMU McMillan 24-yard pass from Darnell (Blasy kick)
- CMU Tolbert 4-yard run (Blasy kick)

(THURSDAY, DEC. 15, 1994) – UNLV scored a lopsided 52-24 victory over Central Michigan in Las Vegas Bowl III. The anticipated match-up between Central Michigan’s heralded RB Brian Pruitt and the Rebels’ WR Randy Gatewood never materialized as Pruitt was sidelined with an injury and did not play.

KEYS TO THE GAME: The Chippewas fumbled five times and allowed 589 total yards by the Rebel offense.

KICKOFF TIME: 6:05 pm PT

ATTENDANCE: 17,562

MVP - Henry Bailey, WR, UNLV – 5 receptions, 101 yards, 1 TD – 7 carries, 79 yards, 3 rushing TDs



TEAM STATISTICS	CMU	UNLV
First Downs	22	26
Rushes-Yards	51-152	42-301
Passing Yards	224	288
Total Yards	376	589
Passing (Comp-Att-Int)	13-25-2	15-27-0
Punts-Average	5-41.2	2-45
Fumbles - Lost	5-2	3-1
Penalties -Yards	6-50	8-89
Time of Poss.	36:34	23:26

INDIVIDUAL STATISTICS

RUSHING – UNLV: Branch 13-125; Bailey 7-79; Perez 7-31; Brown 6-32; Love 6-21; Davis 3-13.

CMU: Johnson 16-47; Timpf 12-6; Tolbert 11-79; King 6-51; Darnell 5-(minus 24); Korytkowski 1-(minus 7).

PASSING – UNLV: Brown 11-21-0-195; Davis 4-6-0-93. CMU: Timpf 7-12-1-122; Darnell 6-13-1-102.

RECEIVING – UNLV: Gatewood 6-104; Bailey 5-101; Keener 1-33; Bell 1-31; Lewis 1-12; Brewer 1-7. CMU: McMillan 4-100; Korytkowski 3-44; Dunlap 3-40; Miller 2-32; Johnson 1-8.



Year-By-Year Recaps

1995
LAS VEGAS BOWL IV

11-0-1



TOLEDO HEAD COACH:

Gary Blackney

9-3



NEVADA HEAD COACH:

Chris Ault

OT

#25/RV TOLEDO	7	14	6	7	6	40
NEVADA	7	7	10	10	3	37

First Quarter

TOL Huzjak 31-yard run (Spring kick)
NEV Minor 2-yard run (Shea kick)

Second Quarter

TOL Tait 18-yard run (Spring kick)
TOL Tait 31-yard run (Spring kick)
NEV Minor 1-yard run (Shea kick)

Third Quarter

NEV Shea 34-yard FG
TOL Harris 16-yard run (kick failed)
NEV Bennett 4-yard run (Shea kick)

Fourth Quarter

TOL Tait 26-yard run (Spring kick)
NEV Minor 1-yard run (Shea kick)
NEV Shea 26-yard FG

Fourth Quarter

NEV Shea 22-yard FG
TOL Tait 2-yard run

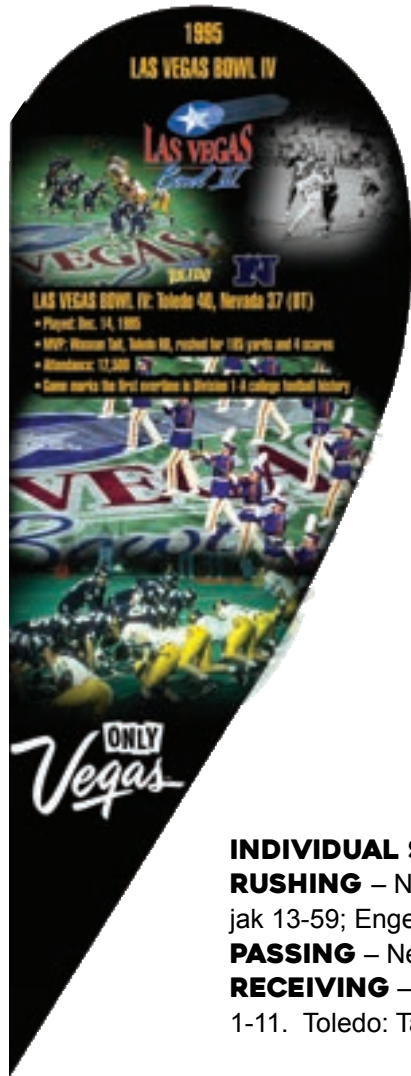
(THURSDAY, DEC. 14, 1995) – In Las Vegas Bowl IV, the Rockets defeated the Wolf Pack 40-37 in the first-ever overtime game in Division I-A college football history. After holding Nevada to a field goal, Toledo’s Wasean Tait scored his fourth TD of the game, giving the Rockets the victory.

KEYS TO THE GAME: Tait rushed 31 times for 185 yards and Toledo controlled the clock for 34:29.

KICKOFF TIME: 6:00 pm PT

ATTENDANCE: 12,500

MVP - Wasean Tait, RB, University of Toledo – 31 carries, 185 yards, 4 TDs



TEAM STATISTICS	NEV	TOL
First Downs	23	33
Rushes-Yards	29-83	54-307
Passing Yards	330	254
Total Yards	438	410
Passing (Comp-Att-Int)	27-51-0	23-41-1
Punts-Average	5-49.8	3-37.3
Fumbles-Lost	2-0	4-3
Penalties-Yards	3-15	9-84
Time of Poss.	25:31	34:29

INDIVIDUAL STATISTICS

RUSHING – Nevada: Minor 16-38; Wilson 10-34; Maxwell 2-7; Bennett 1-4. Toledo: Tait 31-185; Huzjak 13-59; Engel 9-47; Harris 1-16.

PASSING – Nevada: Maxwell 27-49-0-330. Toledo: Huzjak 23-41-1-254.

RECEIVING – Nevada: Van Dyke 14-176; West 4-46; McHenry 3-43; Wilkins 2-33; Minor 2-14; Noisy 1-11. Toledo: Tait 6-53; Kreitzburg 4-49; Spriggs 3-44; Brunswick 4-27; Rosi 3-41.



Year-By-Year Recaps

1996 LAS VEGAS BOWL V

10-2



18

NEVADA HEAD COACH:
Jeff Tisdell

7-5



15

BALL STATE HEAD COACH:
Bill Lynch

BALL STATE	0	7	0	8	-	15
NEVADA	9	3	0	6	-	18

First Quarter

NEV Wilkins 16-yard pass from Dutton (kick blocked)
NEV Shea 22-yard FG

Second Quarter

BSU Moore 62-yard run (Locklear kick)
NEV Shea 33-yard FG

Fourth Quarter

NEV Wilkins 11-yard pass from Bennett (pass failed)
BSU Reese 27yard pass from Baldwin (Abernathy pass from Baldwin)

(WEDNESDAY, DEC. 18, 1996) – The University of Nevada defense dominated the game, holding Ball State to 218 yards of total offense. The tenacious Wolf Pack defense forced 12 Ball State punts and controlled the game from the outset.

KEY TO THE GAME: Nevada LB Mike Crawford, the eventual game MVP, picked off a Ball State pass with 2:03 remaining to secure the victory.

ATTENDANCE: 10,118

KICKOFF TIME: 6:00 pm PT

MVP - Mike Crawford, LB, University of Nevada – 14 tackles, 3 sacks, 1 interception



TEAM STATISTICS	NEV	BSU
First Downs	24	12
Rushes-Yards	31-84	36-112
Passing Yards	376	106
Total Yards	460	218
Passing (Comp-Att-Int)	26-48-2	11-31-1
Punts-Average	6-39.0	12-41.1
Fumbles-Lost	1-0	1-0
Penalties-Yards	6-51	7-49
Time of Poss.		

INDIVIDUAL STATISTICS

RUSHING – Nevada: Lemon 24-96. Ball State: Moore 8-74; Blair 14-44.

PASSING – Nevada: Dutton 18-33-2-224; Bennett 8-15-0-152 yards. Ball State: Baldwin 11-31-1-106 yards.


RECEIVING – Wilkins 10-106.



Year-By-Year Recaps

1997 LAS VEGAS BOWL VI

7-5



41

OREGON HEAD COACH:

Mike Belotti

10-3



13

AIR FORCE HEAD COACH:

Fisher DeBerry

OREGON	13	13	8	7	-	41
#21/23 AIR FORCE	0	0	13	0	-	13

First Quarter

ORE Johnson 69-yard pass from Smith (Frankel kick)

ORE McCullough 76-yard run (kick failed)

Second Quarter

ORE Parker recovered blocked punt in endzone (kick failed)

ORE Hartley 7-yard pass from Maas (Smith kick)

Third Quarter

AFA Morgan 1-yard run (Wright kick)

ORE Hartley 21-yard pass from Maas (Spence pass from Maas)

AFA Fisher 45-yard fumble recovery (pass failed)

Fourth Quarter

ORE Johnson 78-yard pass from Maas (Smith kick)


(SATURDAY, DEC. 20, 1997) – In a match-up between Oregon’s explosive offense and the vaunted defense of the Air Force Academy, the Ducks proved to have too much firepower. Oregon scored on its first two plays from scrimmage, a 69-yard reception by eventual game MVP Pat Johnson and a 76-yard run by Saladin McCullough, and coasted to a convincing victory.

KEYS TO THE GAME: Oregon gained 583 yards from scrimmage and put up 41 points against an Air Force defense that yielded, on average, only 12.4 points per contest during the season.

ATTENDANCE: 21,514

KICKOFF TIME: 3:00 pm PT

MVP - Pat Johnson, WR, University of Oregon – 5 receptions, 169 yards, 2 TDs



TEAM STATISTICS	ORE	AF
First Downs	22	11
Rushes-Yards	43-266	41-152
Passing Yards	317	59
Total Yards	583	212
Passing (Comp-Att-Int)	16-30-1	6-21-1
Punts – Avg.	6-38.7	10-36.6
Fumbles – Lost	3-2	1-1
Penalties – Yards	19-166	7-57
Time of Poss.	30:22	29:38

INDIVIDUAL STATISTICS

RUSHING – Oregon: McCullough 17-150; Maas 5-40; Latimer 5-30; Cooper 6-27; Crump 5-26; Parker 1-8; Winn 1-(minus 1); Young 1-(minus 2); Smith 2-(minus 12). Air Force: Singleton 13-66; Ruff 7-27; Brown 1-16; Farmer 1-13; Paroda 5-12; Rillos 1-5; Hill 3-5; Morgan 8-5; Gilliam 2-3.

PASSING – Oregon: Maas 9-15-0-188; Smith 4-10-1-87; Feeley 3-4-0-42; Johnson 0-1-0-0. Air Force: Morgan 6-19-1-59; Bonds 0-2-0-0.

RECEIVING – Oregon: Johnson 5-169; Hartley 3-35; Spence 2-59; Collins 2-5; Parker 1-22; Weaver 1-20; Brust 1-6; Haynes 1-1. Air Force: Newman 2-29; Ruff 2-10; Rillos 1-13; Farmer 1-7.



Year-By-Year Recaps

1998

EA SPORTS LAS VEGAS BOWL VII

7-5



20

NORTH CAROLINA HEAD COACH:

Carl Torbush

7-5



13

SAN DIEGO STATE HEAD COACH:

Ted Tollner

SAN DIEGO STATE	7	3	0	3	-	13
NORTH CAROLINA	12	8	0	0	-	20

First Quarter

SDSU Mitchell 60-yard run (Tandberg kick)

UNC McGee 32-yard FG

UNC McGee 23-yard FG

UNC Curry 48-yard run (kick failed)

Second Quarter

UNC Bomar recovered block punt in endzone (Bailey pass from Curry)

SDSU Tandberg 32-yard FG

Fourth Quarter

SDSU Tandberg 38-yard FG

(SATURDAY, DEC. 19, 1998) – With winds blowing through Sam Boyd Stadium at more than 45 m.p.h., both defenses dominated the action. UNC freshman quarterback Ronald Curry, who would go on to claim the Las Vegas Bowl MVP trophy, scored on a 48-yard run in the first quarter. UNC added a touchdown when David Bomar recovered a blocked punt in the endzone and took a 20-10 first-half lead. The Tar Heel defense held off the Aztecs in the second half to claim the victory.

KEY TO THE GAME: UNC LB Keith Newman intercepted a pass at the 2-yard line with only :25 remaining to seal the victory.

ATTENDANCE: 21,429

KICKOFF TIME: 3:00 pm PT

MVP - Ronald Curry, QB, University of North Carolina – 10 carries, 93 yards, 1 TD



TEAM STATISTICS	UNC	SDSU
First Downs	8	20
Rushes-Yards	37-163	49-193
Passing Yards	33	102
Total Yards	196	295
Passing (Comp-Att-Int)	4-13-0	11-23-1
Punts – Avg.	5-44.0	7-24.1
Fumbles – Lost	1-1	3-0
Penalties – Yards	6-73	4-36
Time of Poss.	26:13	33:47

INDIVIDUAL STATISTICS

RUSHING – UNC: Curry 10-93; Saunders 17-39; Dyer 4-15; Stevens 1-9; Robinson 3-6; Davenport 2-1. SDSU: Lewis 25-61; Russell 13-41; Ned 9-25; Reyes 1-18; Gourdine 1-(minus 12); Mitchell 1-60.

PASSING – UNC: Davenport 3-11-0-30; Curry 1-2-0-3. SDSU: Russell 10-22-1-99; Lewis, 1-1-0-3.

RECEIVING – UNC: Brown 3-18; Harris 1-15. SDSU: D. Gourdine 3-31; Ned 2-18; Lewis 2-14; Mecham 1-18; Mitchell 1-14; McNeill 1-4; Russell 1-3.



Year-By-Year Recaps

1999

EA SPORTS LAS VEGAS BOWL VIII

8-4



UTAH HEAD COACH:

Ron McBride

8-5



FRESNO STATE HEAD COACH:

Pat Hill

FRESNO STATE	7	0	3	6	-	16
UTAH	7	0	7	3	-	17

First Quarter

FS Williams 75-yard yard blocked FG return (Hanna kick)
 UTAH Anderson 34-yard run (Truhe kick)

Third Quarter

FS Hanna 27-yard FG
 UTAH Anderson 5-yard run (Truhe kick)

Fourth Quarter

FS Ward 2-yard run (kick blocked)
 UTAH Truhe 33-yard FG

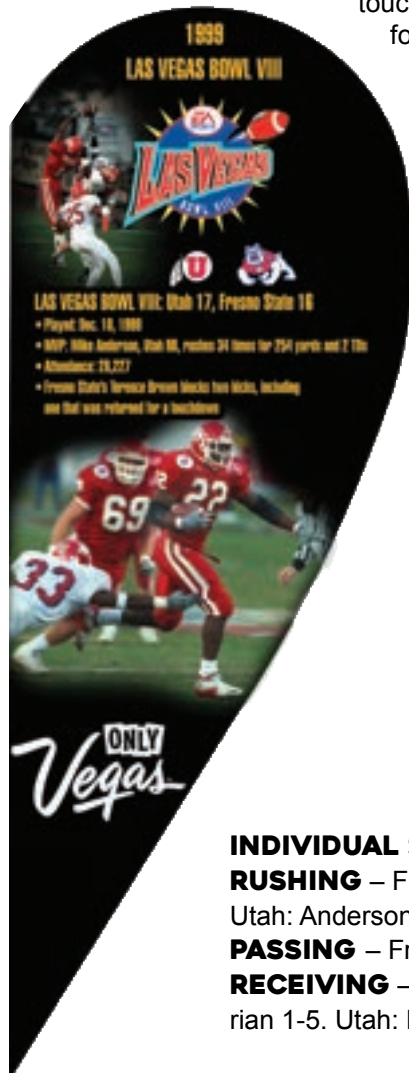
(SATURDAY, DEC. 18, 1999) – The eighth edition of the Las Vegas Bowl provided memorable performances from key players. Fresno State’s Terence Brown blocked two kicks, including one that was returned for a touchdown. For the University of Utah, Las Vegas Bowl MVP Mike Anderson rushed 34 times for 254 yards and two touchdowns. The game itself also was stellar as the Utes’ overcame a fourth quarter deficit to defeat the Bulldogs, 17-16.

KEYS TO THE GAME: Utah held the ball for 35:54 and gained 548 yards of total offense. Mike Anderson rushed for 254 yards, the sixth-highest total in bowl history.

ATTENDANCE: 28,227

KICKOFF TIME: 3:00 pm PT

MVP - Mike Anderson, RB, University of Utah – 34 carries, 254 yards, 2 TDs



TEAM STATISTICS	FS	UTAH
First Downs	16	25
Rushes-Yards	32-132	54-334
Passing Yards	147	214
Total Yards	279	548
Passing (Comp-Att-Int)	14-28-0	11-24-1
Punts – Avg.	5-37.2	4-39.0
Fumbles – Lost	0-0	0-0
Penalties – Yards	6-59	15-151
Time of Poss.	24:06	35:54

INDIVIDUAL STATISTICS

RUSHING – Fresno St.: Ward 15-63; Gaines 8-34; Armstrong 4-29; Smith 3-22; Wright 2-4.

Utah: Anderson 34-254; Bacon 8-91; Russell 1-4; Arceneaux 9-14; Croshaw 2-0.

PASSING – Fresno St.: Volek 14-28-0-147. Utah: Arceneaux 8-15-0-94; Croshaw 3-9-1-120.

RECEIVING – Fresno St.: Wright 6-55; Smith 4-53; Armstrong 1-20; Mahdi 1-8; Branstetter 1-6; Berrian 1-5. Utah: Russell 5-96; Bendinger 2-70; Utu 2-28; Anderson 1-15; Richardson 1-5.



Year-By-Year Recaps

2000 LAS VEGAS BOWL IX

8-5



31

UNLV HEAD COACH:

John Robinson

6-6



14

ARKANSAS HEAD COACH:

Houston Nutt

ARKANSAS	7	7	0	0	-	14
UNLV	0	14	7	10	-	31

First Quarter

ARK Stinson 7-yard pass from Hampton (O'Donohoe kick)

Second Quarter

UNLV Turner 19-yard pass from Thomas (Pieffer kick)

ARK Williams 25-yard pass from Hampton (O'Donohoe kick)

UNLV Turner 5-yard pass from Thomas (Pieffer kick)

Third Quarter

UNLV Mason 54-yard pass from Thomas (Pieffer kick)

Fourth Quarter

UNLV Pieffer 26-yard FG

UNLV Brown 18-yard run (Pieffer kick)

(THURSDAY, DEC. 21, 2000) – Both participants entered the Las Vegas Bowl with momentum. After falling to 4-5, Arkansas finished the season with wins over SEC-rivals Mississippi State and LSU to earn a berth in the Las Vegas Bowl. Similarly, after falling to 4-5 after a loss to Utah, UNLV recorded three straight wins and capped the season with a thrilling 34-32 win against Hawaii. The Razorbacks jumped out to a 14-7 lead midway through the second quarter when QB Robby Hampton found Boo Williams for a 25-yard touchdown pass. The Rebels answered before halftime when eventual Las Vegas Bowl MVP Jason Thomas found Nate Turner for five yards to tie the score at 14-14. In the second half, UNLV took the lead for the first time when Thomas hooked up with Troy Mason for 54 yards. The Rebels never relinquished the lead holding the Razorbacks scoreless in the second half to record a 31-14 victory.

KEYS TO THE GAME: UNLV averaged 7.4 yards per play and out-gained Arkansas 476-298 in total yards. Jason Thomas was efficient in the passing game (12-17-0-217) and threw 3 touchdown passes.

ATTENDANCE: 29,113

KICKOFF TIME: 5:08 pm PT

MVP – Jason Thomas, QB, UNLV – 12-17, 217 yards, 3 TDs

TEAM STATISTICS	ARK	UNLV
First Downs	15	19
Rushes - Yards	32-127	47-314
Passing Yards	183	217
Total Yards	298	476
Passing (Comp-Att-Int)	18-40-0	12-17-0
Punts – Avg.	7-46.1	4-40.3
Fumbles – Lost	0-0	6-1
Penalties – Yards	6-76	12-119
Time of Poss.	29:35	30:25

INDIVIDUAL STATISTICS

RUSHING – Arkansas: Holmes 26-104; Howard 1-12; Hampton 4-10; Stinson 1-1. UNLV: Rudolf 14-110; Brown 13-80; Wofford 4-44; Thomas 10-45; Turner 1-18; Johnson 2-12; Costa 1-4; Gordon 1-1; Team 1-(minus 22).

PASSING – Arkansas: Hampton 18-40-0-183. UNLV: Thomas 12-17-0-217.

RECEIVING – Arkansas: Williams 7-97; Smith 4-26; Snowden 4-20; Hamilton 2-33; Stinson 1-7. UNLV: Turner 8-126; Mason 3-89; Wofford 1-2.





Year-By-Year Recaps

2001 SEGA SPORTS LAS VEGAS BOWL

8-4



10

UTAH HEAD COACH:

Ron McBride

6-6



6

USC HEAD COACH:

Pete Carroll

UTAH	7	3	0	0	-	10
USC	0	0	6	0	-	6

First Quarter

UTAH Tate 3-yard run (Kaneshiro kick)

Second Quarter

UTAH Kaneshiro 26-yard FG

Third Quarter

USC Byrd 2-yard run (Davis kick failed)

(TUESDAY, DEC. 25, 2001) – In the first Las Vegas Bowl played on Christmas Day, the University of Utah Utes of the Mountain West Conference recorded a 10-6 victory over the Pac-10 Conference’s USC Trojans.

The Utah rushing game, headed by the tandem of Adam Tate (23 rushes for 103 yards) and MVP Dameon Hunter (17 rushes for 94 yards), controlled the line of scrimmage and dominated time of possession, holding the ball for 38:01. The Utes controlled the first 30 minutes and led 10-0 at halftime on a 3-yard touchdown run by Tate in the first quarter and a 26-yard field goal by Ryan Kaneshiro in the second. The Trojans, led by junior QB Carson Palmer, began the third period with an 80-yard 12-play drive to cut Utah’s lead to 10-6. The Utes defense held the Trojans scoreless the rest of the way to claim the Sega Sports Las Vegas Bowl championship trophy.

KEYS TO THE GAME: Utah held USC to 1-yard rushing and 151-yards total and controlled the ball for 38:01. As a team, Utah rushed the ball 54 times for 222 yards.

ATTENDANCE: 30,894

KICKOFF TIME: 1:30 pm PT

MVP – Dameon Hunter, RB, University of Utah – 17 carries, 94 yards



TEAM STATISTICS	UTAH	USC
First Downs	20	12
Rushes - Yards	54-222	25-1
Passing Yards	136	150
Total Yards	358	151
Passing (Comp-Att-Int)	11-21-1	15-26-0
Punts – Avg.	6-38.0	8-37.8
Fumbles – Lost	0-0	0-0
Penalties – Yards	10-95	6-47
Time of Poss.	38:01	21:59

INDIVIDUAL STATISTICS

RUSHING – Utah: Tate 23-103; Hunter 17-94; Russell 2-15; Ita’Aehau 1-7; Houston 1-3; Rice 12-1; Smith 1-1; Fortune 1-1; Team 2-(minus 3). USC: Byrd 10-31; Howard 3-14; Poston 3-12; Hale 1-8; Team 2-(minus 13); Palmer 6-(minus 51).

PASSING –Utah: Rice 12-21-1-136. USC: Palmer 15-26-0-150.

RECEIVING – Utah: Lyman 4-41; Richardson 3-35; Smith 2-24; Russell 2-19; Houston 1-17. USC: Kelly 3-33; Pitts 3-32; Colbert 2-38; Holmes 2-16; Dickerson 2-8; Hale 1-13; Byrd 1-8; Landrigan 1-2.



Year-By-Year Recaps

2002 SEGA SPORTS LAS VEGAS BOWL

8-5
 **27**

UCLA INTERIM HEAD COACH:
Ed Kezirian

6-6
 **13**

NEW MEXICO HEAD COACH:
Rocky Long

UCLA	3	3	7	14	-	27
NEW MEXICO	6	0	0	7	-	13

First Quarter

UCLA Fikse 49-yard FG
UNM Black 55-yard interception return (kick blocked)
UCLA Fikse 39-yard FG

Second Quarter

UCLA Bragg 74-yard punt return (Fiske kick)

Third Quarter

UCLA Page 29-yard interception return (Griffith kick)

Fourth Quarter

UCLA Ebell 1-yard run (Fikse kick)
UNM Manning 11-yard pass from Kelly (Byrd kick)

(WEDNESDAY, DEC. 25, 2002) – UCLA interim head coach Ed Kezirian led the Bruins to a 27-13 victory over New Mexico in the eleventh edition of the Las Vegas Bowl. UNM, making only its second bowl appearance in 41 years, jumped out to a 6-3 lead on a 55-yard interception return by Desmar Black in the first quarter. Following the touchdown, Katie Hnida became the first woman to play in a Division I-A football game when she attempted the extra point. The kick, which sailed low, was blocked by the Bruins. In the second half, UCLA (8-5) got the big plays and defensive stops it needed to seal the victory. The Bruins put the game away with a 74-yard punt return by MVP Craig Bragg and two touchdowns in the fourth quarter off New Mexico turnovers. Safety Jarrad Page scored one minute into the fourth quarter on a 29-yard interception return after he picked the ball out of the air on a pass from Casey Kelly that hit tight end Zach Cresap in the back. Freshman halfback Tyler Ebell scored with 10:40 left after New Mexico's third turnover of the game – a fumble by wide receiver Joe Manning that was recovered by linebacker Brandon Chillar at the Lobo 31.

KEYS TO THE GAME: Despite being out-gained by New Mexico in total offense, UCLA returned an interception and punt for scores in the win.

ATTENDANCE: 30,324

KICKOFF TIME: 1:30 pm PT

MVP – Craig Bragg, WR, UCLA – 4 catches, 38 yards, returned punt 74 yards for a TD



TEAM STATISTICS	UCLA	UNM
First Downs	9	15
Rushes -Yards	39-73	34-45
Passing Yards	94	237
Total Yards	167	282
Passing (Comp-Att-Int)	12-22-1	18-35-1
Punts – Avg.	8-44.9	6-38.5
Fumbles – Lost	1-0	4-2
Penalties – Yards	10-108	9-68
Time of Poss.	31:13	28:47

INDIVIDUAL STATISTICS

RUSHING – New Mexico: Brody 4-17; Moore 14-17; Counter 1-9; Boyd 2-5; Millea 3-2; Byrd 1-1; Kelly 8-(minus 4); Gaus 1-(minus 4). UCLA: Ebell 25-70; White 9-23; Harris 1-0; Sciarra 1-(minus 4); Olson 1-(minus 4); Moore 2-(minus 12).

PASSING – New Mexico: Kelly 18-32-1-237; Bruncker 0-1-0-0; Millea 0-1-0-0; Team 0-1-0-0. UCLA: Moore 9-16-0-80; Olson 3-6-1-14; Sciarra 0-0-0-0.

RECEIVING – New Mexico: Counter 5-78; Farrell 4-78; Manning 3-42; Moore 3-13; Cresap 1-15; Thomas 1-7; Penley 1-4. UCLA: Bragg 4-38; Taylor 4-19; White 2-18; Carter 1-16; Groves 1-3.



Year-By-Year Recaps

2003 LAS VEGAS BOWL XII

8-5



55

OREGON STATE HEAD COACH:

Mike Riley

8-5



14

NEW MEXICO HEAD COACH:

Rocky Long

OREGON STATE	17	14	10	14	-	55
NEW MEXICO	7	0	0	7	-	14

First Quarter

- OSU Jackson 34-yard pass from Anderson (Yliniemi kick)
- OSU Yliniemi 21-yard FG
- UNM Baskett 27-yard pass from Kelly (Zunker kick)
- OSU Hass 42-yard pass from Anderson (Yliniemi kick)

Second Quarter

- OSU Jackson 3-yard run (Yliniemi kick)
- OSU Jackson 11-yard run (Yliniemi kick)

Third Quarter

- OSU Jackson 6-yard run (Yliniemi kick)
- OSU Yliniemi 31-yard FG

Fourth Quarter

- OSU Jackson 1-yard run (Yliniemi kick)
- UNM Counter 17-yard pass from McKamey (Zunker kick)
- OSU Hawkins 19-yard pass from Rothenfluh (Yliniemi kick)

(WEDNESDAY, DEC. 24, 2003) – In Mike Riley’s first bowl appearance as a head coach, Oregon State completely dominated New Mexico by a score of 55-14. Junior running back Steven Jackson, a native of Las Vegas, earned Las Vegas Bowl MVP honors after scoring five touchdowns and rushing for 149 yards on 28 carries. He also had five catches for 51 yards for 200 all-purpose yards. Jackson’s five scores – a 34-yard touchdown reception from Derek Anderson and touchdown runs of 3, 11, 6 and 1 yards – tied the all-time bowl record held by two players: Sheldon Canley of San Jose State who scored five times against Central Michigan in 1990’s California Bowl and Barry Sanders who tallied five scores (all rushing) against Wyoming in the 1988 Holiday Bowl. On the defensive side, Oregon State held heralded sophomore running back DonTrell Moore to 5 yards on 11 carries.

KEYS TO THE GAME: Oregon State held New Mexico to one first down in the first half and 21 total yards through the first three quarters.

ATTENDANCE: 25,437

KICKOFF TIME: 4:30 pm PT

MVP – Steven Jackson, RB, Oregon State – 28 carries, 149 yards. 4 TDs



TEAM STATISTICS	OSU	UNM
First Downs	29	7
Rushes -Yards	35-154	34-6
Passing Yards	386	121
Total Yards	540	127
Passing (Comp-Att-Int)	27-41-1	10-23-1
Punts – Avg.	3-37	10-39
Fumbles – Lost	1-1	1-1
Penalties – Yards	10-94	13-103
Time of Poss.	29:36	30:24

INDIVIDUAL STATISTICS

RUSHING – Oregon St.: Jackson 28-149; Newson 1-5; Wright 5-3; Anderson 1-(minus 3). New Mexico: Byrd 2-13; McKamey 5-7; Moore 11-5; Brody 1-3; Cox 4-(minus 1); Kelly 9-(minus 20).

PASSING – Oregon St.: Anderson 21-32-1-322; Rothenfluh 6-8-0-64; Newson 0-1-0-0. New Mexico: Kelly 4-12-0-32; McKamey 4-9-1-25; Bruner 1-1-0-18; Baskett 1-1-0-46.

RECEIVING – Oregon St.: Euhus 7-121; Hass 6-88; Jackson 5-51; Newson 3-57; Gillett 3-25; Hawkins 1-19; Newton 1-15; Wright 1-10. New Mexico: Counter 2-63; Augustyniak 2-11; Thomas 2-3; Baskett 1-27; McKamey 1-18; Cresap 1-3; Moore 1-(-4).



Year-By-Year Recaps

2004 PIONEER PUREVISION LAS VEGAS BOWL

7-5



WYOMING HEAD COACH:

Joe Glenn

6-6



UCLA HEAD COACH:

Karl Dorrell

WYOMING	10	0	0	14	-	24
UCLA	0	14	7	0	-	21

First Quarter

WYO Yaussi 39-yard FG

WYO Holden 10-yard pass from Bramlet (Yaussi kick)

Second Quarter

UCLA Taylor 26-yard pass from Drew Olson (Medlock kick)

UCLA Bragg 17-yard pass from Koral (Medlock kick)

Third Quarter

UCLA Bragg 25-yard pass from Koral (Medlock kick)

Fourth Quarter

WYO Raterink 22-yard pass from Bouknight (Yaussi kick)

WYO Wadkowski 12-yard pass from Bramlet (Yaussi kick)

(THURSDAY, DEC. 23, 2004) – Wyoming won its first bowl game in nearly 30 years, upsetting heavily favored UCLA 24-21 in the 13th edition of the Pioneer PureVision Las Vegas Bowl before a bowl-record crowd of 27,784 at Sam Boyd Stadium. The Cowboys jumped out to an early 10-0 lead on a 39-yard field goal by Deric Yaussi and then a 10-yard touchdown pass from Corey Bramlet to Tyler Holden late in the opening quarter. UCLA answered with two passing touchdowns in the second quarter, the first a 26-yard hook-up between Bruin quarterback Drew Olson and wide receiver Junior Taylor, cutting the lead to 10-7. After Olson hurt his knee, Bruin backup David Koral came in and kept the Bruin offense moving connecting with Craig Bragg twice, once in the second and again in the third quarter to give UCLA a 21-10 lead heading into the fourth quarter. The Cowboys used a trick play to cut into the deficit, as Jovon Bouknight threw a pass on a wide receiver reverse that J.J. Raterink hauled in for a 22-yard touchdown that trimmed the margin to 21-17. Bramlet then completed the Cowboy comeback, firing a 12-yard touchdown pass to John Wadkowski with 57 seconds left in the game. Bramlet finished the game with 307 yards passing and two touchdowns, earning him MVP honors.

KEYS TO THE GAME: Wyoming threw for 329 yards through the air, including three touchdown passes while UCLA had just 185 passing yards.

ATTENDANCE: 27,784

KICKOFF TIME: 7:00 pm PT

MVP – Corey Bramlet, QB, Wyoming – 20-34, 307 yards, 2 TDs

TEAM STATISTICS	WYO	UCLA
First Downs	19	19
Rushes – Yards	30-76	42-126
Passing Yards	329	185
Total Yards	405	311
Passing (Comp-Att-Int)	21-38-1	13-24-0
Punts – Avg.	7-32.0	6-44.0
Fumbles – Lost	1-0	6-2
Penalties – Yards	11-114	10-84
Time of Poss.	30:11	29:49

INDIVIDUAL STATISTICS

RUSHING – Wyoming: Harris 13-27; Davis 1-16; Harrison 5-16; Bouknight 1-13; Bramlet 9-5. UCLA: Drew 25-126; Markey 5-20; White 3-3; Olson 1-(minus 9); Koral 8-(minus 14).

PASSING – Wyoming: Bramlet 20-34-1-307; Raterink 0-3-0-0; Bouknight 1-1-0-22. UCLA: Olson 6-12-0-96; Koral 12-7-0-89.

RECEIVING – Wyoming: Bouknight 5-107; Holden 4-115; Pleasant 4-51; Barge 3-8; Wadkowski 2-20; Raterink 1-22; Ford 1-5; Harris 1-1. UCLA: Bragg 7-95; Markey 2-14; Taylor 1-29; White 1-6.





Year-By-Year Recaps

2005 PIONEER PUREVISION LAS VEGAS BOWL

8-4
 **35**

CALIFORNIA HEAD COACH:
Jeff Tedford

6-6
 **28**

BYU HEAD COACH:
Bronco Mendenhall

BYU	0	14	0	14	-	28
CALIFORNIA	7	14	14	0	-	35

First Quarter

Cal Lynch 3-yard run (Schneider kick)

Second Quarter

BYU Brown 19-yard pass from Beck (McLaughlin kick)

Cal Lynch 23-yard run (Schneider kick)

BYU Tahi 3-yard run (McLaughlin kick)

Cal Jackson 42-yard pass from Levy (Schneider kick)

Third Quarter

Cal Lynch 35-yard run (Schneider kick)

Cal Jackson 22-yard pass from Levy (Schneider kick)

Fourth Quarter

BYU Harline 7-yard pass from Beck (McLaughlin kick)

BYU Watkins 9-yard pass from Beck (McLaughlin kick)

(THURSDAY, DEC. 22, 2005) – Cal’s Marshawn Lynch rushed for career highs of 194 yards and three touchdowns to help the Golden Bears hold off BYU and win the 2005 Pioneer PureVision Las Vegas Bowl 35-28 before a packed Sam Boyd Stadium on Dec. 22. Lynch earned MVP honors for his running efforts while teammate DeSean Jackson caught two scoring passes for Cal, which improved to 8-4. Cal took a 21-point lead into the final quarter after Lynch’s 35-yard scoring run and Jackson’s 22-yard diving TD catch in the third. But BYU quarterback John Beck responded with scoring passes to Jonny Harline and Todd Watkins, whose 9-yard grab with 5:35 left cut Cal’s lead to seven points. BYU had a chance to tie late in the game, but Beck’s arm was hit by Cal lineman Phillip Mbakogu, and Daymeion Hughes intercepted the wobbling pass to seal the Bears’ second bowl victory in three postseason trips under head coach Jeff Tedford. Beck set Pioneer PureVision Las Vegas Bowl records by going 35-for-53 for 352 yards and three TDs. Enjoying playing before a partisan Cougar crowd among the bowl-record 40,053 fans, BYU made its first bowl trip in four years and finished the season at 6-6.

KEYS TO THE GAME: Marshawn Lynch ran for nearly 200 yards himself and the Cal ground game racked up 241 yards while BYU ran for just 94 yards.

ATTENDANCE: 40,053

KICKOFF TIME: 5:00 pm PT

MVP – Marshawn Lynch, RB, Cal – 24 carries, 199 yards, 3 TDs



TEAM STATISTICS

	BYU	CAL
First Downs	27	26
Rushes - Yards	27-94	43-241
Passing Yards	352	228
Total Yards	446	469
Passing (Comp-Att-Int)	35-53-2	16-23-0
Punts – Avg.	4-41.8	4-41.3
Fumbles – Lost	1-0	1-0
Penalties – Yards	12-103	9-85
Time of Poss.	33:07	26:53

INDIVIDUAL STATISTICS

RUSHING – BYU: Beck 7-42; Brown 12-28; Tahi 8-24. CAL: Lynch 24-194; Forsett 8-37; Jordan 2-10; Manderino 2-7; Levy 4-0.

PASSING – BYU: Beck 53-35-2-352. CAL: Levy 23-16-0-228.

RECEIVING – BYU: Meikle 12-93; Harline 7-73; Watkins 5-93; Brown 5-45; Allen 2-31; Tahi 2-9; Coats 1-7; Ashworth 1-1. CAL: Jackson 6-130; Jordan 3-15; Beegun 2-32; Lynch 2-27; Manderino 2-20; DeSa 1-4



Year-By-Year Recaps

2006 PIONEER PUREVISION LAS VEGAS BOWL

11-2



BYU HEAD COACH:
Bronco Mendenhall

7-6



OREGON HEAD COACH:
Mike Bellotti

#19/20 BYU	0	17	7	14	-	38
OREGON	0	0	0	8	-	8

Second Quarter

- BYU McLaughlin 24-yard FG
- BYU Brown 6-yard run (McLaughlin kick)
- BYU Harline 41-yard pass from Beck (McLaughlin kick)

Third Quarter

- BYU Brown 4-yard run (McLaughlin kick)

Fourth Quarter

- BYU Beck 13-yard run (McLaughlin kick)
- UO Paysinger 47-yard pass from Dixon (Johnson rush)
- BYU Tonga 17-yard pass from Beck (McLaughlin)

(THURSDAY, DEC. 21, 2006) – BYU quarterback John Beck stood on the podium above a throng of blue-clad fans so dense the green field below them was barely visible. After five years of frustration and a decade of postseason futility, BYU finally had something to celebrate. Beck passed for 375 yards and two touchdowns, leading the No. 19 Cougars to a 38-8 victory over Oregon in the Pioneer PureVision Las Vegas Bowl. BYU (11-2) closed the season with 10 straight victories, capping the streak with its first bowl win since the 1996 season. Beck was 28-for-46 with two interceptions, and got plenty of help. Curtis Brown ran for 120 yards and two TDs, Jonny Harline, voted game MVP, caught nine passes for 181 yards and Justin Robinson intercepted two passes for BYU, which shut out the Ducks (7-6) through three quarters. Beck, Brown, Harline and Robinson were all playing their final game for the Cougars. Cougars fans who packed Sam Boyd Stadium with a record crowd of 44,615 stormed the field after the final play in celebration of the BYU blowout. It was the largest crowd in stadium history, breaking the previous high of 42,075 fans for UNLV's game against Wisconsin in 2002, and the fans were nearly all wearing BYU dark blue.



KEYS TO THE GAME: BYU racked up 548 yards of total offense, including 181 yards receiving by Jonny Harline and 375 yards passing by quarterback John Beck.

ATTENDANCE: 44,615

KICKOFF TIME: 5:01 pm PT

MVP – Jonny Harline, TE, BYU – 9 receptions, 181 yards, 1 TD

TEAM STATISTICS	BYU	UO
First Downs	27	26
Rushes - Yards	27-94	43-241
Passing Yards	352	228
Total Yards	446	469
Passing (Comp-Att-Int)	35-53-2	16-23-0
Punts – Avg.	4-41.8	4-41.3
Fumbles – Lost	1-0	1-0
Penalties – Yards	12-103	9-85
Time of Poss.	33:07	26:53

INDIVIDUAL STATISTICS

RUSHING – BYU: Brown 17-120; Beck 6-26; Tonga 4-21; Meikle 2-3; Vakapuna 2-3. OREGON: Dixon 10-51; Johnson 6-41; Stewart 7-21; Leaf 7-(-19);

PASSING – BYU: Beck 46-28-2-375-2 OREGON: Dixon 20-10-1-122-1; Leaf 14-6-1-44-0.

RECEIVING – BYU: Harline 9-181; Brown 7-55; Tonga 4-52; Jacobson 2-26; Reed 2-14; Collie 2-10; Allen 1-34; Vakapuna 1-3 OREGON: Kent 5-33; Johnson 3-25; Dickson 3-20; Paysinger 1-47; Rosario 1-12; Stewart 1-9; Strong 1-8; Finley 1-7; Colvin 1-5.



Year-By-Year Recaps

2007 PIONEER LAS VEGAS BOWL

11-2



17

BYU HEAD COACH:
Bronco Mendenhall

6-7



16

UCLA INTERIM HEAD COACH:
DeWayne Walker

UCLA	3	10	0	3	-	16
#19/19 BYU	3	14	0	0	-	17

First Quarter

UCLA Forbath 22-yard FG
BYU Payne 29-yard FG

Second Quarter

BYU Collie 14-yard pass from Hall (Payne kick)
UCLA Forbath 52-yard FG
BYU Reed 13-yard pas from Hall (Payne kick)
UCLA Breazell 4-yard pass from Bethel-Thompson (Forbath kick)

Fourth Quarter

UCLA Forbath 50-yard FG

(SATURDAY, DEC. 22, 2007) – BYU (11-2) won its second-consecutive Pioneer Las Vegas Bowl, escaping with a 17-16 victory over UCLA (6-7) after defensive lineman Eathyn Manumaleuna blocked a 28-yard field goal as time expired. The second-largest crowd (40,712) in Pioneer Las Vegas Bowl history and an ESPNHD audience watched the thrilling game. The unlikely ending followed a record-setting night by Bruin place-kicker Kai Forbath, who made a bowl-record 52-yard kick, along with attempts of 50 and 22 yards that kept the Bruins in it. UCLA drove nearly the entire length of the field in the final two minutes to line up Forbath for the potential winner. But Manumaleuna and Brett Denney led a surge by the defensive line for the block and the Cougars got their first win over the Bruins since Steve Young was the Cougars' quarterback. Cougar wide receiver Austin Collie, the MVP of the bowl, finished with six receptions for 107 yards and a touchdown in helping BYU win its 10th straight despite getting shut out in the second half. Sophomore quarterback Max Hall threw two touchdowns in the first half as BYU grabbed a 17-6 lead. The Cougar victory avenged a 27-17 regular-season loss in Los Angeles and it snapped a seven-game losing streak to the Bruins.

KEYS TO THE GAME: BYU defensive lineman Eathyn Manumaleuna blocked a 28-yard field goal as time expired.

ATTENDANCE: 40,712

KICKOFF TIME: 5:12 pm PT

MVP – Austin Collie, WR, BYU – 8 receptions, 107 yards, 1 TD



TEAM STATISTICS	UCLA	BYU
First Downs	18	17
Rushes - Yards	47-162	28-34
Passing Yards	154	231
Total Yards	316	265
Passing (Comp-Att-Int)	11-29-1	21-35-0
Punts – Avg.	8-36.9	8-32.0
Fumbles – Lost	2-1	2-2
Penalties – Yards	5-46	2-20
Time of Poss.	33:13	26:47

INDIVIDUAL STATISTICS

RUSHING – UCLA: Markey 27-117; Ramirez 4-26; Rasshan 4-17; Moline 4-14; Cowan 1-2; Breazell 1-(-5); Bethel-Thompson 6-(-9). BYU: Tonga 3-21; Unga 17-16; Vakapuna 3-4; Hall 5-(-7).

PASSING – UCLA: Bethel-Thompson 11-27-1-154-1; Breazell 0-1-0-0-0; Rasshan 0-1-0-0-0. BYU: Hall 21-35-0-231-2.

RECEIVING – UCLA: Breazell 4-44; Austin 3-34; Paulsen 2-43; Cowan 1-28; Markey 1-5. BYU: Collie 6-107; Pitta 5-38; Unga 3-26; Reed 2-19; Semanoff 2-17; George 2-12; Allen 1-12.



Year-By-Year Recaps

2008 PIONEER LAS VEGAS BOWL

8-5



31

ARIZONA HEAD COACH:

Mike Stoops

10-3



21

BYU HEAD COACH:

Bronco Mendenhall

#17/16 BYU	0	7	7	7	-	21
ARIZONA	7	3	14	7	-	31

First Quarter

ARIZ Grigsby 1-yard run (Bondzio kick) 6:23

Second Quarter

ARIZ Bondzio 31-yard FG 9:21

BYU Unga 1-yard run (Payne kick) 6:50

Third Quarter

BYU George 1-yard pass from Hall (Payne kick) 11:21

ARIZ Dean 37-yard pass from Tuitama (Bondzio kick) 7:07

ARIZ Gronkowski 24-yard pass from Tuitama (Bondzio kick) 0:25

Fourth Quarter

ARIZ Tuitama 6-yard run (Bondzio kick) 6:09

BYU Hall 1-yard run (Payne kick) 3:38

(SATURDAY, DEC. 20, 2008) – Arizona quarterback Willie Tuitama threw for two touchdowns and ran for another in leading his team to its first bowl-game victory in a decade as the Wildcats rallied to defeat BYU 31-21 in the 17th edition of the Pioneer Las Vegas Bowl on December 20. Starring before a sold-out crowd of 40,047 fans at Sam Boyd Stadium, the senior signal caller won most valuable player honors after passing for 325 yards. He threw a 37-yard score to Delashaun Dean in the third quarter and then a 24-yard touchdown to Rob Gronkowski just a few minutes later as Arizona overcame a 14-10 BYU lead in the second half. The Wildcats finished the season at 8-5 after playing in their first bowl game since the 1998 Holiday Bowl. BYU, which missed all three of its field-goal attempts, turned the ball over three times. Quarterback Max Hall lost two fumbles and threw an interception as the Cougars, who were making their fourth straight appearance in the game, finished 10-3 overall.

KEYS TO THE GAME: After falling behind, Arizona scores 21 straight points as Willie Tuitama throws for two third-quarter touchdowns and then scores on a six-yard run to put the Wildcats up 31-14 late in the fourth quarter.

ATTENDANCE: 40,047

KICKOFF TIME: 5:06 pm PT

MVP – Willie Tuitama, QB, Arizona – 24-35, 325 yards, 2 TDs, 1 rushing TD

TEAM STATISTICS

	BYU	ARIZ
First Downs	22	20
Rushes - Yards	32-116	28-91
Passing Yards	328	325
Total Yards	444	416
Passing (Comp-Att-Int)	30-46-1	24-35-0
Punts – Avg.	3-37.0	3-32.3
Fumbles – Lost	4-2	3-3
Penalties – Yards	10-76	7-54
Time of Poss.	32:48	27:12

INDIVIDUAL STATISTICS

RUSHING – BYU: Unga 17-71; Kariya 3-24; Hall 10-16; Collie 1-3; Vakapuna 1-2. UA: Grigsby 20-87; Thomas 3-12; Team 2-(-4); Tuitama 3-(-4).

PASSING – BYU: Hall 30-46-1-328-1. UA: Tuitama 24-35-0-325-2.

RECEIVING – BYU: Collie 11-119; Reed 9-117; Pitta 5-58; George 2-15; Kariya 1-8; Unga 1-6; Vakapuna 1-5. UA: Dean 7-88; Turner 4-111; Thomas 4-29; R. Gronkowski 4-27; C. Gronkowski 2-43; Antolin 2-21; Criner 1-6.





Year-By-Year Recaps

2009 MAACO BOWL LAS VEGAS

11-2
 **44**

BYU HEAD COACH:
Bronco Mendenhall

8-5
 **20**

OREGON STATE HEAD COACH:
Mike Riley

#16/20 OREGON ST.	7	0	0	13	-	20
#15/14 BYU	14	9	7	14	-	44

First Quarter

OSU	Canfield 1-yard run (Kahut kick)	8:46
BYU	Unga 1-yard run (Payne kick)	2:47
BYU	Bauman 34-yard fumble recovery (Payne kick)	1:41

Second Quarter

BYU	Payne 28-yard field goal	9:21
BYU	Ashworth 25-yard pass from Hall (kick failed)	6:22

Third Quarter

BYU	Pitta 17-yard pass from Hall (Payne kick)	8:51
-----	---	------

Fourth Quarter

BYU	Tonga 15-yard pass from Hall (Payne kick)	12:51
OSU	Rodgers, Jacq. 1-yd run (Kahut kick)	9:00
BYU	Tonga 18-yard run (Payne kick)	3:22
OSU	Adeniji 31-yard pass from Katz (Kahut kick)	2:35

(TUESDAY, DEC. 22, 2009) – BYU quarterback Max Hall completed 19-of-30 passes and threw for three touchdowns as the Cougars ran away with the 44-20 win over the Oregon State Beavers in the 18th-annual Las Vegas Bowl. BYU, making its fifth straight appearance in the Las Vegas Bowl, feel behind 7-0 early after the Beavers’ Sean Canfield punched it in from a yard out in the first quarter. The Cougars would answer, tying the game at 7-7 following a Harvey Unga one-yard touchdown run and then taking the lead after Matt Bauman scooped up a Jacquizz Rodgers fumble and returned it 34 yards for the go-ahead score. BYU added to its lead in the second with a Mitch Payne field goal and a Luke Ashworth 25-yard touchdown reception from Hall, bringing the score to 23-7 at half. Hall added a touchdown pass in the third and fourth, helping put the game out of reach at 37-7. The Cougars held the OSU offense to under 100 yards rushing on the night. Hall took home MVP honors as he helped BYU to its third Las Vegas Bowl title in five years.

KEYS TO THE GAME: Cougars score 37 unanswered points after falling behind 7-0 in the first quarter.

ATTENDANCE: 40,018

KICKOFF TIME: 5:01 pm PT

MVP – Max Hall, QB, BYU – 19-30, 192 yards, 3 TDs



TEAM STATISTICS

	OSU	BYU
First Downs	17	18
Rushes - Yards	27-88	35-116
Passing Yards	217	192
Total Yards	305	308
Passing (Comp-Att-Int)	22-47-1	19-30-0
Punts – Avg.	4-26.0	4-37.5
Fumbles – Lost	2-2	2-2
Penalties – Yards	11-96	9-73
Time of Poss.	29:57	30:03

INDIVIDUAL STATISTICS

RUSHING – OSU: Rodgers; Jacq. 18-63-1; Rodgers; James 4-14; Katz 2-9; Canfield 2-1; Stevenson 1-1. BYU: Unga 24-71-1; Tonga 5-42-1; Jorgensen 1-6; Hall 5-(-3).

PASSING – OSU: Canfield 19-40-1-168-0; Katz 2-6-0-46-1; Hekker 1-10-3-0. BYU: Hall 19-30-0-192-3.

RECEIVING – OSU: Adeniji 7-102-1; Rodgers; James 4-30; Rodgers; Jacq. 4-13; Bishop 2-21; Kjos 1-20; Halahuni 1-12; Wheaton 1-12; Parker 1-4; Mitchell 1-3. BYU: Pitta 5-45-1; George 4-46; Unga 3-15; Jacobson 2-27; Tonga 2-19-1; Ashworth 1-25-1; Di Luigi 1-9; Chambers 1-6.



Year-By-Year Recaps

2010 MAACO BOWL LAS VEGAS

12-1



BOISE STATE HEAD COACH:

Chris Petersen

10-3



UTAH HEAD COACH:

Kyle Whittingham

#20/19 UTAH	3	0	0	0	-	3
#10/10 BOISE STATE	0	16	7	3	-	26

Second Quarter

UTAH Phillips 44-yard FG 0:56

Second Quarter

BSU Martin 84-yard run (Brotzman kick) 8:39

BSU Brotzman 29-yard field goal 2:27

BSU Shoemaker 25-yard pass from Moore (2pt. att. failed) 0:18

Third Quarter

BSU Pettis 18-yard pass from Moore (Brotzman kick) 8:18

Fourth Quarter

BSU Brotzman 21-yard field goal 8:49

(WEDNESDAY, DEC. 22, 2010) – Kellen Moore threw for 339 yards on 28-of-38 attempts and two touchdowns, helping lead No. 10 Boise State to a 26-3 victory and end No. 19 Utah's nine-game bowl winning streak here at the MAACO Bowl Las Vegas at Sam Boyd Stadium.

Moore was voted the Rossi T. Ralenkotter Most Valuable Player for the game, overcoming a slow start in which the Broncos turned the ball over on three of their first five possessions and were held scoreless in the opening quarter for the first time all season.

Utah could not capitalize early after recovering a Boise State fumble on its own 20-yard line, losing two yards on the drive before pulling a 39-yard field goal attempt wide left.

Linebacker Chaz Walker set the Utes up with great field position after intercepting Moore and making his way down to the 32-yard line. Utah's Joe Phillips connected from 44 yards out to give the Utes a 3-0 lead with just under a minute on the clock in the opening quarter.

Boise answered in the second with 16 points, highlighted by the longest play from scrimmage in Las Vegas Bowl history, an 84-yard run from Doug Martin. Martin finished with 147 yards on 17 carries for the night, out-rushing Utah's entire team in the process.

After a Kyle Brotzman 29-yard field goal, the Broncos grabbed continued their momentum heading into the locker room by utilizing perfect execution of the two-minute drill with under a minute left in the half. Moore completed two straight passes before finding a streaking Tyler Shoemaker down the middle of the field from 25 yards out.

Shoemaker was one of three Broncos to haul in at least five catches on the night, joining Titus Young (six catches, 64 yards) and Austin Pettis, who lead all receivers with 12 receptions for 147 yards and a touchdown.

Boise State added a touchdown in the third quarter when Moore found Pettis from 18 yards out and Brotzman converted a 21-yard chip shot in the fourth to cap the scoring at 26-3 in favor of the co-Western Athletic Conference champions.

The Broncos dominated offensively, outgaining Utah 543-200 for the game and held the Utes to just eight first downs on the night.

Boise State, which was the highest-ranked team to appear in a Las Vegas Bowl, improved to 12-1 overall while the Utes, who came in 2-0 in Las Vegas Bowls, finished the season at 10-3 overall.

KEYS TO THE GAME: Broncos score 26 unanswered points after falling behind 3-0 in the first quarter

ATTENDANCE: 41,923

KICKOFF TIME: 5:06 pm PT

MVP – Kellen Moore, QB, Boise State – 28-38, 339 yards, 2 TDs



TEAM STATISTICS

	UTAH	BSU
First Downs	8	23
Rushes - Yards	29-107	37-202
Passing Yards	93	341
Total Yards	200	543
Passing (Comp-Att-Int)	10-24-0	29-40-1
Punts – Avg.	5-41.2	1-47.0
Fumbles – Lost	3-3	4-3
Penalties – Yards	10-83	3-29
Time of Poss.	26:50	33:10

INDIVIDUAL STATISTICS

RUSHING – UTAH: Wide 6-34; Smithson 3-32; Asiata 5-22; Cain 14-19; Brooks 1-0. BSU: Martin 17-147-2; Avery 12-55; Young 3-9; Potter 1-1; Paul 1-1; Moore 3-(-11);

PASSING – UTAH: Cain 12-24-0-93-0 BSU: 28-38-1-339-2; Potter 0-1-0-0-0; Pettis 1-1-0-2-0.

RECEIVING – UTAH: Smithson 3-56; Wide 3-21; Asiata 1-10; Matthews 1-6; Brooks 1-5; Vakapuna 1-(-5). BSU: Pettis 12-147-1; Young 6-64; Shoemaker 5-89-1; Avery 2-15; Martin 1-15; Efaw 1-7; Potter 1-3; Paul 1-1.



Year-By-Year Recaps

2011
MAACO BOWL LAS VEGAS

12-1
 **56**

BOISE STATE HEAD COACH:
Chris Petersen

6-7
 **24**

ARIZONA STATE HEAD COACH:
Dennis Erickson

ARIZONA STATE	0	3	7	14	-	24
#8/6 BOISE STATE	14	14	7	21	-	56

First Quarter

BSU Martin 100-yard kickoff return (Frisina Kick) 14:46
BSU Shoemaker 14-yard pass from Moore (Frisina kick) 4:36

Second Quarter

BSU Miller 2-yard pass from Moore 12:03
ASU Garoutte 32-yard field goal 5:44
BSU Efaw 5-yard pass from Miller 0:43

Third Quarter

ASU Ross 98-yard kickoff return (Garoutte kick) 14:45
BSU Taylor 100-yard interception return (Frisina kick) 6:52

Fourth Quarter

BSU Harper 4-yard run (Frisina kick) 14:55
BSU Stanaway 26-yard fumble return (Frisina kick) 14:17
ASU Robinson 21-yard pass from Osweiler (Garoutte Kick) 13:05
BSU Martin 2-yard run (Frisina kick) 2:24
ASU Bell 30-yard pass from Osweiler (Garoutte Kick) 0:28

(THURSDAY, DEC. 22, 2011) – Sixth-ranked Boise State scored touchdowns in five different ways as part of a 56-24 blowout win over Arizona State to cap a year-long celebration of the 20th year of the MAACO Bowl Las Vegas on Dec. 22.

The Broncos, the highest-ranked team in the event's history at No. 6 by the coaches, were perhaps one made field goal away from playing for a BCS title but instead got to be part of a party in Las Vegas before the 35,720 fans at Sam Boyd Stadium.

In what was the final game of one of college football's most successful, Kellen Moore became the first quarterback in NCAA FBS history to reach 50 career victories as a starter as Boise State cruised to its first win over ASU to close the season at 12-1 overall for the second consecutive year.

The Broncos started out with a bang thanks to Doug Martin's 100-yard kickoff return for a touchdown on the opening play. It marked the longest return in MBLV history and was the first time any bowl game started with a return for a score since Ohio State did it in the 2007 BCS Championship against Florida.

Martin was not nearly done with his heroics, however, as he went on to earn the Rossi T. Ralenkotter MVP Trophy after rolling up a staggering 301 all-purpose yards and two TDs. That total included 151 yards rushing on 31 carries and 26 more through the air on three receptions.

Boise State jumped out to a 21-0 lead with a 14-yard TD catch by Tyler Shoemaker and then a two-yard TD grab by Matt Miller both coming from the arm of Moore. Miller brought in another one just before halftime to make it 28-3 at the break. The Sun Devils showed life, however, coming out of the locker room as Rashad Ross took the third-quarter kickoff back for his own highlight play a 98-yard touchdown. Later in the game, ASU was heading in from the one-yard line looking to close the gap even more but Brock Osweiler's pass was intercepted by Jamar Taylor, who returned it 100 yards the other way for a stunning touchdown that sealed the outcome.

When Travis Stanaway scooped up an ASU fumble and took it 26 yards for six points in the fourth quarter, it meant Boise State had scored via pass, rush, return, interception and fumble.

Despite his key pick, Osweiler was the quarterback who came away with historic numbers as he broke former BYU QB John Beck's MBLV record with 395 yards through the air to go with two scores. A majority of those yards went to Gerell Robinson, who shattered the record for receiving yards in the MAACO Bowl Las Vegas by finishing with 241

on 13 grabs, including a 21-yard score in the final quarter.

While there was not much defense on display, Boise State did get to Osweiler for four sacks, two by Las Vegas High School graduate Billy Winn, who got to play his final college game in his hometown.

KICKOFF TIME: 5:06 pm PT

KEYS TO THE GAME: Broncos recorded a touchdown five different ways (pass, rush, return, interception and fumble.)

ATTENDANCE: 35,720

MVP – Doug Martin, RB, BSU – 31-151 yards, 1 TD

INDIVIDUAL STATISTICS

RUSHING – ASU : Morrison 2-15; Marshall 11-12; Osweiler 8-(-38). BSU: Martin 31-151-1; Burroughs 1-10; Harper 1-4; Moore; Ke. 1-(-1); Team 1-(-2).

PASSING – ASU: Osweiler 30-47-1-395-2. BSU: Moore; Ke. 26-34-2-293-2; Miller 1-1-0-5-1; Moore; Ki. 0-1-0-0-0

RECEIVING – ASU: Robinson 13-241-1; Middlebrooks 5-39; Pflugrad 4-45; Bell 2-41-1; Pickens 2-15; Kohl 2-9; Ross 1-9; Marshall 1-(-1). BSU: Efaw 5-38-1; Burroughs 4-59; Miller 4-32-1; Boldewign 3-57; Shoemaker 3-35-1; Martin 3-26; Moore; Ki. 2-30; Burroughs 1-12; Potter 1-12; Harper 1-(-3).



TEAM STATISTICS	ASU	BSU
First Downs	22	27
Rushes - Yards	21-(-11)	35-162
Passing Yards	395	298
Total Yards	384	460
Passing (Comp-Att-Int)	30-47-1	27-36-2
Punts – Avg.	6-37.3	3-38.0
Fumbles – Lost	2-1	1-1
Penalties – Yards	10-92	6-55
Time of Poss.	28:01	31:59



Year-By-Year Recaps

2012 MAACO BOWL LAS VEGAS

11-2
 **28**

BOISE STATE HEAD COACH:
Chris Petersen

7-6
 **26**

WASHINGTON HEAD COACH:
Steve Sarkisian

WASHINGTON	3	14	6	3	-	26
#20/15 BOISE STATE	9	9	7	3	-	28

First Quarter

BSU	Frisina 34-yard FG	10:26
WASH	Coons 26-yard FG	4:47
BSU	Boldewijn 16-yard pass from Southwick (Frisina kick blocked)	0:15

Second Quarter

BSU	Frisina 30-yard FG	9:00
BSU	Huff 34-yard pass from Potter (Conversion failed)	5:25
WASH	Sankey 26-yard run (Coons kick)	4:42
WASH	Price 7-yard run (Coons kick)	0:03

Third Quarter

BSU	Huff 1-yard pass from Southwick (Frisina kick)	8:13
WASH	Seferian-Jenkins 6-yard pass from Price (Conversion failed)	2:28

Fourth Quarter

WASH	Coons 26-yard FG	4:09
BSU	Frisina 27-yard FG	1:16

(SATURDAY, DEC. 22, 2012) – The 21st edition of the game had the makings of a third straight Boise State blowout in the MAACO Bowl Las Vegas but this time the Broncos' opponent not only rallied but even took the lead in the fourth quarter. In fact, it took Michael Frisina's 27-yard field goal with 1:16 left to give head coach Chris Petersen's squad the victory on a gorgeous Saturday afternoon at Sam Boyd Stadium December 22.

Mountain West co-champion Boise State became the first team to start out 3-0 in this bowl with a 28-26 victory over Washington of the Pac-12 Conference in front of 33,217 fans, which was the eighth-biggest Las Vegas Bowl crowd in history. With a 12:30 pm PT kickoff, the 2012 version was the first day MBLV since UCLA downed New Mexico 27-13 on Christmas Day 2002. It was also the sixth Saturday kickoff in MAACO Bowl Las Vegas history and the first since 2008. In just the second meeting between the two schools, the victory improved the Broncos to 11-2 while the Huskies, who became the ninth Pac-12 team to appear in the bowl, finished 7-6 overall.

Trailing 18-3 in the second quarter after a couple of BSU touchdown passes and field goals, UW used a 26-yard Bishop Sankey rushing score and a seven-yard run by quarterback Keith Price to make it 18-17 at halftime. After each side added a touchdown in the third quarter, it came down to a kicking contest. With under five minutes left, Washington's Travis Coons nailed a 38-yarder to give his team its first and only lead of the day, 26-25. However, after the Broncos got a big kickoff return, quarterback Joe Southwick coolly led his squad down field and set up Frisina's game-winner. Boise State later sealed the win when Jeremy loane intercepted Price's pass as the Huskies neared midfield.

Southwick was efficient all day, finishing 26-of-38 for 264 yards, two score and no interceptions. It was Sankey, however, who shined brightest. The sophomore tailback became the first player from the losing team to be voted the winner of the Rossi T. Ralenkotter MVP Trophy after he rushed 30 times for 205 yards and caught six passes for another 74 yards. His rushing total was the second-highest in Las Vegas Bowl history.

Petersen joined BYU's Bronco Mendenhall in becoming the second coach to win three Las Vegas Bowls and the only one to do without a loss (Mendenhall is 3-2). He said he knew it would be a tougher go this time around.

KEYS TO THE GAME: The Broncos used three field goals from Michael Frisina, including the game-winner with 1:16 left in the game, to weather the Husky rally.

KICKOFF TIME: 12:35 pm PT

ATTENDANCE: 33,217

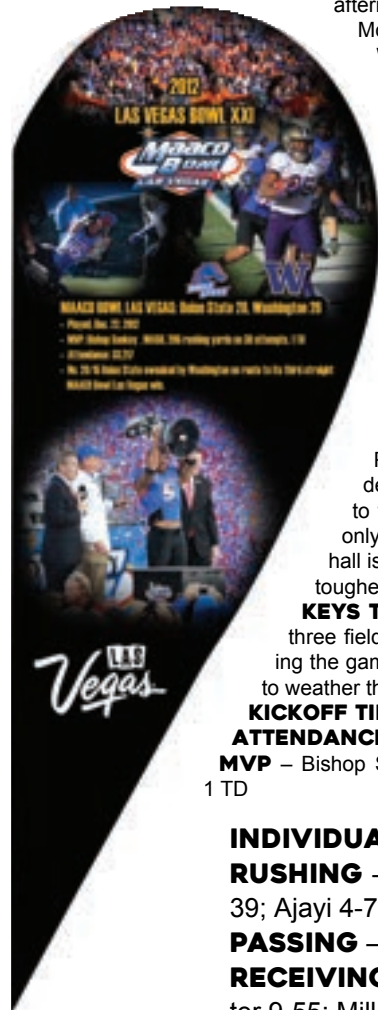
MVP – Bishop Sankey, RB, Washington – 30-205, 1 TD

INDIVIDUAL STATISTICS

RUSHING – WASH: Sankey 30-205-1; Taylor 1-2; Price 7-(-2)-1. BSU: Harper 16-72; Southwick 11-39; Ajayi 4-7; Team 1-(-2); Potter 2-(-4); Williams-Rhodes 2-(-5).

PASSING – WASH: Price 20-39-2-242-1 BSU: Southwick 26-38-0-264-2; Potter 1-1-0-34-1.

RECEIVING – WASH: Williams 6-95; Sankey 6-74; Seferian-Jenkins 6-61-1; Mickens 2-12. BSU: Potter 9-55; Miller 6-90; Boldewijn 5-59-1; Harper 3-14; Huff 2-35-2; Burks 1-40; Williams-Rhodes 1-5.



TEAM STATISTICS	WASH	BSU
First Downs	20	21
Rushes - Yards	20-205	21-109
Passing Yards	242	298
Total Yards	447	407
Passing (Comp-Att-Int)	20-39-2	27-39-0
Punts – Avg.	3-44.7	5-36.4
Fumbles – Lost	1-1	2-1
Penalties – Yards	2-10	3-23
Time of Poss.	30:59	29:01



Year-By-Year Recaps

2013
ROYAL PURPLE LAS VEGAS BOWL

10-4
 45

USC INTERIM HEAD COACH:
Clay Helton

11-2
 20

FRESNO STATE HEAD COACH:
Tim DeRuyter

#21/20 FRESNO ST.	6	0	7	7	-	20
#25 BCS USC	14	21	3	7	-	45

First Quarter

USC	Lee 10-yard pass from Kessler (Heidari Kick)	8:54
FS	Burse 8-yard pass from Carr (McGuire kick blocked)	8:33
USC	Agholor 40-yard pass from Kessler (Heidari Kick)	6:22

Second Quarter

USC	Agholor 17-yard pass from Kessler (Heidari Kick)	9:05
USC	Allen 24-yard run (Heidari Kick)	7:27
USC	Lee 40-yard pass from Kessler (Heidari Kick)	0:37

Third Quarter

FS	Adams 23-yard pass from Carr (McGuire kick)	11:42
USC	Heidari 39-yard field goal	6:44

Fourth Quarter

FS	Smith 41-yard interception return (McGuire kick)	14:40
USC	Allen 1-yard run (Heidari Kick)	4:44

(SATURDAY, DEC. 21, 2013) – Three different coaches, including one for the final game of the season?

No problem.

Southern California ended its season with a 45-20 blowout win over 21st-ranked Fresno State in the Royal Purple Las Vegas Bowl on Saturday at Sam Boyd Stadium.

Cody Kessler passed for 344 yards and a bowl-record four touchdowns in USC's win over the Bulldogs under interim coach Clay Helton, the team's third head coach in less than three months.

Marqise Lee and Nelson Agholor hauled in two touchdown catches apiece, while Javorius Allen rushed two more scores.

The Trojans (10-4) earned their first postseason victory since 2009, while Fresno State still hasn't won a bowl game since 2007, having lost six of its last seven.

Derek Carr passed for a mere 217 yards and two touchdowns in his final game at Fresno State (11-2). USC beat the Bulldogs, soundly, opening up a 35-6 halftime lead and defending Fresno State's attempt at a second half comeback.

And while Kessler outplayed his close friend Carr, he set a Las Vegas Bowl record for touchdown passes before halftime while finishing 22-for-30. USC made its statement in the second quarter, scoring three touchdowns over a nine-minute span.

Kessler threw for 243 yards and set the Las Vegas Bowl single-game record for TD passes in the first half alone, but USC's defense perhaps was even more spectacular against the nation's top passing offense.

Despite finishing his collegiate career without a bowl victory, Carr became the fourth player in NCAA history to surpass 5,000 yards passing and 50 TD passes during the game.

Carr, who finished 30 for 54, faced constant pressure from Trojans, whose sizzling blitzing schemes negated Fresno State's running game and twice stifled the Bulldogs on fourth downs in the first half.

KICKOFF TIME: 12:36 pm PT

KEYS TO THE GAME: The Trojans scored 35 points in the first half and controlled the pace of the game.

ATTENDANCE: 42,178

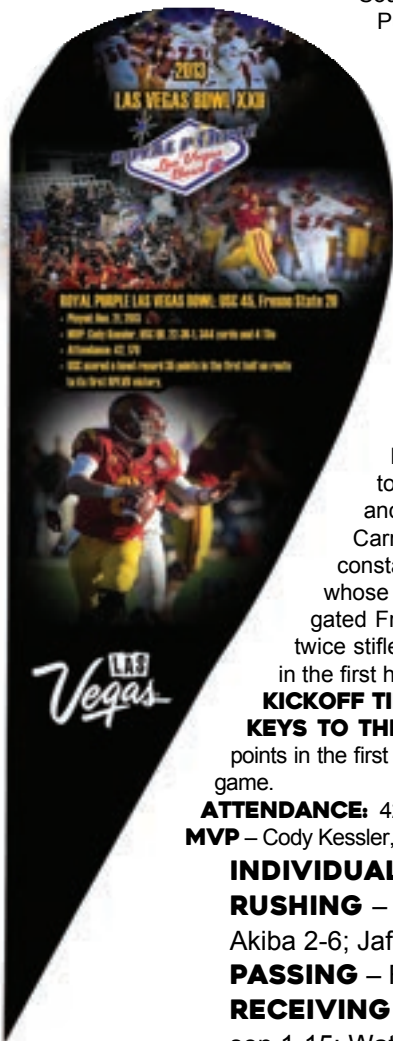
MVP – Cody Kessler, QB, USC – 22-30-1, 344 yards, 4 TDs

INDIVIDUAL STATISTICS

RUSHING – FS: Quezada 2-20; Waller 4-17. USC: Allen 26-75; Isaac 8-44; Vainuku 3-8; Lee 1-6; Akiba 2-6; Jaffe 1-4; Kessler 3-2; TEAM 1-(-2).

PASSING – FS: Carr 30-54-1-217; Smith 0-1-0-0. USC: Kessler 22-30-1-344.

RECEIVING – FS: Adams 9-74; Peck 6-47; Burse 6-39; Quezada 3-7; Waller 2-25; Jensen 2-9; Johnson 1-15; Watson 1-1. USC: Lee 7-118; Agholor 5-94; Allen 4-33; Rogers 2-31; Grimble 2-22; Isaac 1-35; Telfer 1-11.



TEAM STATISTICS

	FS	USC
First Downs	14	23
Rushes - Yards	6-37	45-143
Passing Yards	217	344
Total Yards	254	487
Passing (Comp-Att-Int)	30-55-1	22-30-1
Punts – Avg.	8-44.9	4-36.0
Fumbles – Lost	1-1	1-1
Penalties – Yards	5-65	11-98
Time of Poss.	18:33	38:47



Year-By-Year Recaps

2014

ROYAL PURPLE LAS VEGAS BOWL

9-4



UTAH HEAD COACH:

Kyle Whittingham

10-3



CSU INTERIM HEAD COACH:

Dave Baldwin

#23/25 UTAH	21	3	7	14	-	45
COLORADO STATE	10	0	0	0	-	10

First Quarter

UTAH	Wilson 8-yard run (Phillips kick)	12:37
UTAH	McClellon 16-yard pass from Wilson (Phillips kick)	8:29
CSU	Grayson 39-yard pass from Lovett (Roberts kick)	5:42
UTAH	Booker 60-yard run (Phillips kick)	5:30
CSU	Roberts 41-yard FG	2:09

Second Quarter

UTAH	Phillips 38-yard FG	8:25
------	---------------------	------

Third Quarter

UTAH	Wilson 15-yard run (Phillips kick)	4:12
------	------------------------------------	------

Fourth Quarter

UTAH	Wilson 12-yard run (Phillips kick)	13:23
UTAH	Poole 10-yard run (Phillips kick)	12:28

(SATURDAY, DEC. 20, 2014) – Utah not only led the nation in sacks this past season, and prided itself by its stifling defense, which held five of its regular season opponents to 17 points or less.

In Saturday’s Royal Purple Las Vegas Bowl, the 22nd-ranked Utes never missed a beat, as they routed Colorado State, 45-10, in the 23rd edition of the game.

Utah quarterback Travis Wilson ran for three touchdowns and passed for another en route to winning the game’s MVP trophy.

Wilson rushed for a season-high 91 yards on 11 carries and completed 17 of 26 passes for 158 yards.

Utah (9-4) scored three times in the first quarter and finished with 548 total yards, including 359 on the ground.

Devontae Booker ran for 162 yards and a TD and Troy McCormick ran for 86.

Colorado State (10-3) fell behind in the first three minutes and never found a groove for its normally explosive offense. It was the first time the Rams faced a ranked team this season, and marked their 16th consecutive loss against teams in the Top 25.

Mountain West Conference Offensive Player of the Year Garrett Grayson completed 21 of 35 passes for 242 yards, but was under pressure from Utah’s defensive swarm, mostly in the second half, when the Rams were forced to throw the ball.

Utah, which led the nation with 52 sacks, dropped Grayson twice in the game. Grayson also threw an interception and lost a fumble in the fourth quarter, both of which resulted in Utah touchdowns.

KEYS TO THE GAME: The

Utes’ defense allowed 10 first quarter points and no more the remainder of the game, while their QB Travis Wilson rushed for three touchdowns and threw for another.

KICKOFF TIME: 12:36 pm PT

ATTENDANCE: 33,067

MVP – Travis Wilson, QB, Utah – 17-26, 158, 1 TD; 11-91 3 TDs

TEAM STATISTICS

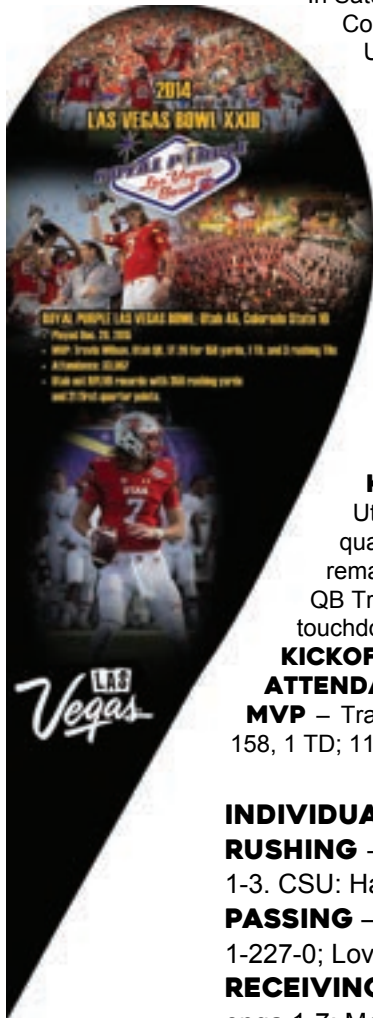
	UTAH	CSU
First Downs	29	13
Rushes - Yards	48-359	19-12
Passing Yards	189	266
Total Yards	548	278
Passing (Comp-Att-Int)	19-29-1	21-35-1
Punts – Avg.	3-39.0	7-44.0
Fumbles – Lost	0-0	2-1
Penalties – Yards	7-68	7-68
Time of Poss.	33:56	26:04

INDIVIDUAL STATISTICS

RUSHING – UTAH: Booker 26-162-1; Wilson 11-91-3; McCormick 5-86; Poole 3-12; Thompson 2-8; 1-3. CSU: Hart 7-21; Jarrells 6-13; Oden 1-12; Team 1-(-13); Grayson 4-(-21).

PASSING – UTAH: Wilson 17-26-1-158-1; Schultz 2-2-0-31; Thompson 0-1-0-0. CSU: Grayson 20-34-1-227-0; Lovett 1-1-0-39-1.

RECEIVING – UTAH: Scott 6-61; Clay 4-63; Booker 4-24; McClellon 2-22-1; Tonga 1-9; Fakailoat-onga 1-7; McCormick 1-3. CSU: Higgins 7-110; Williams 3-49; Hansley 3-16; Lovett 1-39; Gaines 1-12; Jarrells 1-11; Peralta 1-7; Hart 1-4; Walker 1-2.





Year-By-Year Recaps

2015 ROYAL PURPLE LAS VEGAS BOWL

9-3

35

UTAH HEAD COACH:
Kyle Whittingham

9-3

28

BYU HEAD COACH:
Bronco Mendenhall

BYU	0	7	7	14	-	28
#20/20 UTAH	35	0	0	0	-	35

First Quarter

UTAH	Williams 1-yard run (Phillips kick)	10:59
UTAH	Carter 28-yard interception return (Phillips kick)	10:42
UTAH	Williams 1-yard run (Phillips kick)	9:01
UTAH	Hatfield 46-yard interception return (Phillips kick)	7:29
UTAH	Wilson 20-yard run (Phillips kick)	4:38

Second Quarter

BYU	Peck 3-yard pass from Mangum (Samson kick)	0:36
-----	--	------

Third Quarter

BYU	Bernard 10-yard run (Samson kick)	10:02
-----	-----------------------------------	-------

Fourth Quarter

BYU	Kurtz 5-yard pass from Mangum (Samson kick)	10:33
BYU	Mangum 4-yard run (Samson kick)	3:23

(SATURDAY, DEC. 19, 2015) – Utah scored 35 points in the first 11 minutes of the Royal Purple Las Vegas Bowl, and that’s all the Utes would need. In fact, it’s all they ended up with in a 35-28 win over BYU, in the 24th edition of the Las Vegas Bowl, on Saturday at Sam Boyd Stadium. It was the first meeting of in the heated rivalry known as the Holy Way, outside of the state of Utah. Utah took advantage of BYU’s disastrous start, scoring its five first-quarter touchdowns on turnovers – including a pair of interceptions by Tevin Carter – then held on for the win as the Cougars clawed their way back in the final three quarters.

Utah struck first in the game, when Joe Williams culminated a six-play drive with a one-yard plunge just four minutes into the game. Then, one play after BYU’s Riley Burt returned the kickoff to the 21-yard-line, BYU freshman quarterback Tanner Mangum was intercepted by Tevin Carter, who raced 28 yards to extend the Utes’ lead.

Six plays into BYU’s next drive, Carter swiped Mangum’s throw at the 34-yard-line and returned it 33 yards. Williams punched in his second 1-yard TD run and six minutes into the Las Vegas Bowl the Utes were ahead, 21-0.

Mangum threw this third interception of the quarter on BYU’s next drive, this time by Dom Hatfield, who took it 46 yards to the house to give Utah a 28-0 lead.

Four turnovers. Four touchdowns.

Make it five, only this time it was BYU’s Squally Canada who coughed up the ball. Utah quarterback Travis Wilson, the 2014 Las Vegas Bowl MVP, dictated the five-play drive and finished it with 20-yard scamper up the middle.

The 35-point first-quarter set a Las Vegas Bowl record for points in a quarter, as well as a Utah record for most first-quarter points (since 1968).

But BYU wouldn’t go away. It was Mangum’s poise that brought BYU back, and gave the Cougars a chance to steal the game at the end, as the second half was a different story for the 22-year-old. After completing 14 of 30 for 137 yards, three interceptions and one TD in the first half, Mangum finished 25 of 56 with two touchdowns and three picks while rushing for a score too.

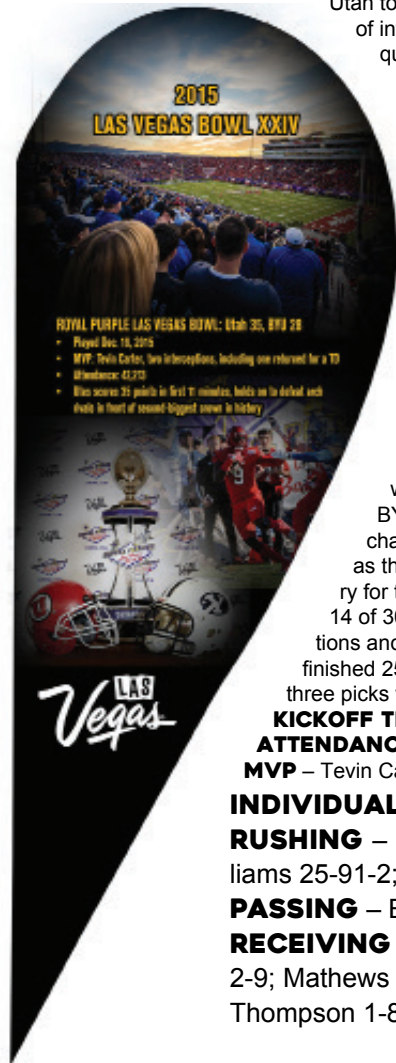
KICKOFF TIME: 12:36 pm PT
ATTENDANCE: 42,213
MVP – Tevin Carter, DB, Utah – 2 INTs, 1 TD

INDIVIDUAL STATISTICS

RUSHING – BYU: Bernard 7-58-1; Brown 5-12; Mangum 11-3-1; Canada 1-1; Dye 1(-)-3). UTAH: Williams 25-91-2; Wilson 15-23-1; Hackett 1-21; Poole 1-0; Covey 1-0; Thompson 1(-)5).

PASSING – BYU: Mangum 25-56-3-315-2. UTAH: 9-16-0-71-0.

RECEIVING – BYU: Houk 6-68; Juergens 5-55; Kurtz 4-56-1; Blackmon3-97; Bernard 2-19; Brown 2-9; Mathews 2-8; Peck 1-3. UTAH: Williams 2-22; Handley 2-16; Covey 2-1; Smith 1-15; Scott 1-9; Thompson 1-8.



TEAM STATISTICS	BYU	UTAH
First Downs	21	14
Rushes - Yards	25-71	47-126
Passing Yards	315	71
Total Yards	386	197
Passing (Comp-Att-Int)	25-56-3	9-16-0
Punts – Avg.	4-39.0	6-49.5
Fumbles – Lost	2-2	0-0
Penalties – Yards	6-54	7-76
Time of Poss.	26:52	33:08



Year-By-Year Recaps

2016
LAS VEGAS BOWL

11-3



SAN DIEGO STATE HEAD COACH:
Rocky Long

9-4



HOUSTON HEAD COACH:
Major Applewhite

HOUSTON	10	0	0	0	-	10
SAN DIEGO STATE	0	6	14	14	-	34

First Quarter

UH	Cummings 31-yard FG	6:38
UH	Ward Jr. 2-yard run (Cummings kick)	1:22

Second Quarter

SDSU	Baron 23-yard FG	6:28
SDSU	Baron 28-yard FG	1:29

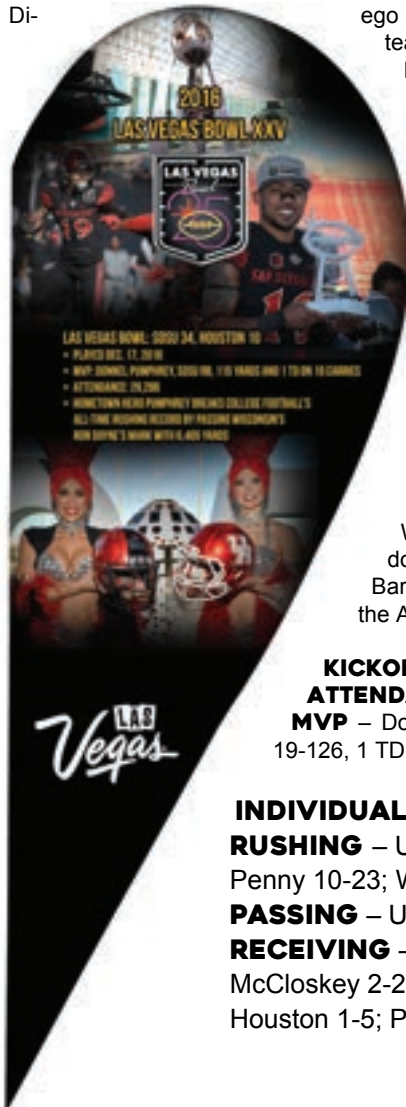
Third Quarter

SDSU	Pumphrey 32-yard run (Baron kick)	3:14
SDSU	Smith 54-yard interception return (Baron kick)	0:56

Fourth Quarter

SDSU	Anderson 28-yard pass from Chapman (Baron kick)	8:58
SDSU	Washington 7-yard run (Baron kick)	1:11

(SATURDAY, DEC. 17, 2016) – As San Diego State pulled away for its 34-10 victory over Houston in the 25th Las Vegas Bowl, a second victory for the Mountain West Conference on the opening day of the bowl season became an afterthought. With 11:49 left in the game, the storyline changed as senior running back Donnel Pumphrey ran 15 yards down San Diego State’s sideline, and became the NCAA career rushing leader. And has his teammates embraced him, Di-tears ran faster than he did for 115 yards against the nation’s No. 3 rushing defense.



Pumphrey – who had -1 yard after the first quarter – finished with 115 yards rushing and a touchdown to earn most valuable player honors in a game San Diego State (11-3) was installed as an underdog. After a sluggish first half that saw Houston (9-4) open a 10-0 lead, the Aztecs made a minor adjustment in the trenches, which gave their rushing game some breathing room, and they scored 34 unanswered points en route to the win.

Pumphrey’s senior total of 2,133 yards rushing ranks in the top 10 for an FBS player. Teammate Rashaad Penny finished with a mere 23 yards rushing, but it sent him over the 1,000-yard plateau, giving him 1,018 for the season, marking the first time in NCAA history one team had a 2,000-yard rusher and a 1,000-yard rusher in the same season.

And while Pumphrey was doing his part to give his teammates a chance to win, San Diego State’s defense dominated the Cougars over the last three quarters. After gaining 102 yards on offense in the first quarter, Houston managed to gain just 152 yards the rest of the way. The Aztecs intercepted Houston quarterback Greg Ward Jr., four times, including Ron Smith’s 54-yard interception return.

San Diego State wideout Curtis Anderson also caught a 28-yard touchdown pass – his only reception of the game – from Christian Chapman, while Juwan Washington ran for a touchdown, and placekicker John Baron booted two field goals for the Aztecs.

KICKOFF TIME: 12:36 pm PT
ATTENDANCE: 29,286
MVP – Donnel Pumphrey, RB, SDSU – 19-126, 1 TD

TEAM STATISTICS

	UH	SDSU
First Downs	16	13
Rushes - Yards	41-25	37-127
Passing Yards	229	128
Total Yards	254	255
Passing (Comp-Att-Int)	25-34-4	10-14-0
Punts – Avg.	4-40.0	7-36.7
Fumbles – Lost	0-0	0-0
Penalties – Yards	2-10	3-25
Time of Poss.	32:12	27:48

INDIVIDUAL STATISTICS

RUSHING – UH: Catalon 14-18; Wilson 4-6; Corbin 1-1; Ward Jr. 22-0. SDSU: Pumphrey 19-115; Penny 10-23; Washington 3-8; Agnew 1-1; Team 1(-1); Chapman 3(-19).

PASSING – UH: Ward Jr. 25-34-4-220-0. SDSU: Chapman 10-14-0-128-1.

RECEIVING – UH: Wilson 5-52; Bonner 5-42; Johnson 4-31; Catalon 4-9; Corbin 3-51; Dunbar 2-23; McCloskey 2-21. SDSU: Wells 4-33; Anderson 1-28-1; Pumphrey 1-26; Bawden 1-20; Holder 1-12; Houston 1-5; Penny 1-4.



Year-By-Year Recaps

2017 MITSUBISHI MOTORS LAS VEGAS BOWL

11-3



38

BOISE STATE HEAD COACH:

Brian Harsin

7-6



28

OREGON HEAD COACH:

Mario Cristobal

#25/25 BOISE STATE	14	10	7	7	-	38
OREGON	0	14	0	14	-	28

First Quarter

BSU	Wolpin 1-yard run (Hoggarth kick)	8:17
BSU	Wilson 26-yard pass from Rypien (Hoggarth kick)	1:21

Second Quarter

BSU	Hoggarth 39-yard FG	8:59
BSU	Kaniho 53-yard interception return (Hoggarth kick)	5:11
UO	Dye 86-yard fumble recovery (Schneider kick)	0:37
UO	Robinson 100-yard interception return (Schneider kick)	0:07

Third Quarter

BSU	Dhaenens 13-yard pass from Rypien (Hoggarth kick)	9:41
-----	---	------

Fourth Quarter

UO	Schooler 24-yard pass from Herbert (Schneider kick)	10:07
BSU	Wolpin 1-yard run (Hoggarth kick)	2:22
UO	Redd 8-yard pass from Herbert (Schneider kick)	1:12

(SATURDAY, DEC. 16, 2017) – Cedrick Wilson caught 10 passes for 221 yards and a touchdown, Kekaula Kaniho returned an interception for a score and No. 25 Boise State beat Oregon 38-28 in the Las Vegas Bowl on Saturday. Brett Rypien threw for 362 yards and two touchdown passes — with two interceptions — to help the Broncos (11-3) break a three-game losing streak against Power 5 opposition. Ryan Wolpin rushed for two touchdowns.

Troy Dye and Tyree Robinson each scored a defensive touchdown, and Justin Herbert was 26 of 36 passing for 233 yards with two touchdowns and two interceptions for the Ducks (7-6) in new head coach Mario Cristobal's debut.

Boise State forced four turnovers in the first half, taking a 14-0 lead in the first quarter on Wolpin's 1-yard touchdown run and Rypien's 26-yard scoring pass to Wilson. Haden Hoggarth added a 39-yard field goal before an off-balance Herbert heaved a pass toward the sideline that was easily picked off and run back by Kaniho, who also had a strip-sack.

Oregon clawed back after Dye recovered a fumble on a botched Statue of Liberty handoff and returned it 86 yards for a touchdown with 37 seconds remaining.

A 65-yard reception by Wilson to set the Boise State single-season record for yards receiving got the Broncos right back in the red zone, but Robinson picked off Rypien's pass in the end zone and took it back 100 yards on the longest interception return in school history with 7 seconds remaining to make it 24-14.

If not for two defensive scores, the full extent of Boise State's dominance would have been evident. The Broncos outgained the Ducks 294-77 in the first half and reached Ducks' territory on 10 of 15

meaningful possessions in the game. They held Oregon to 47 yards rushing and 1.7 yards per carry, recording nine tackles for loss with four sacks while outclassing their Pac-12 foe on both sides of the line of scrimmage.

KICKOFF TIME: 12:30 pm PT

ATTENDANCE: 36,432

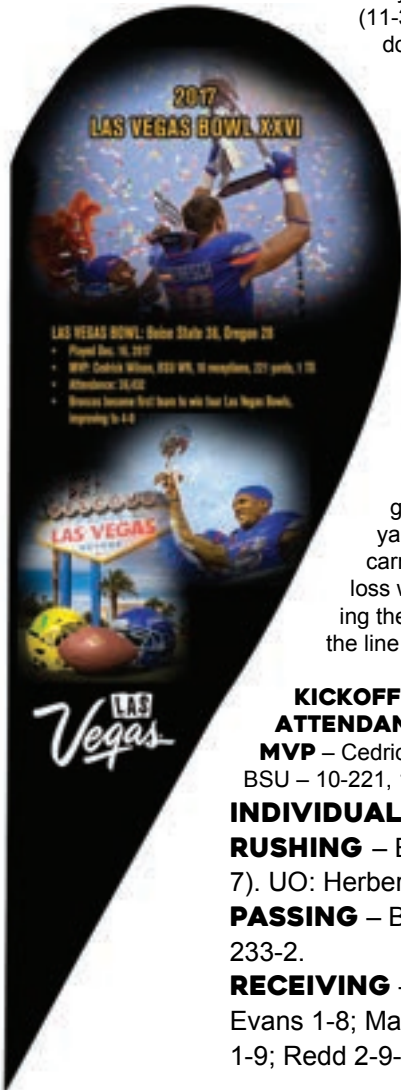
MVP – Cedrick Wilson, WR,
BSU – 10-221, 1 TD

INDIVIDUAL STATISTICS

RUSHING – BSU: Wolpin 23-71; Mahone 12-34; Mattison 3-12; Wilson 2-4; Team 3-(-2); Rypien 4-(-7). UO: Herbert 9-17; Brooks-James 7-13; Benoit 8-11; Redd 3-6; Nelson 1-0.

PASSING – BSU: Rypien 21-38-2-362-2; Cozart 2-4-0-7-0; Wilson 0-1-0-0-0. UO: Herbert 26-36-2-233-2.

RECEIVING – BSU: Wilson 10-221-1; Modster 3-63; Thomas 2-31; Dhaenens 3-24-1; Wolpin 3-19; Evans 1-8; Mahone 1-3. UO: Mitchell 9-143; Schooler 2-29-1; Johnson 2-15; Nelson 2-12; Breeland 1-9; Redd 2-9-1; Brooks-James 4-8; Felix 2-8; Benoit 2-0.



TEAM STATISTICS

	BSU	UO
First Downs	28	14
Rushes - Yards	47-112	28-47
Passing Yards	369	233
Total Yards	481	280
Passing (Comp-Att-Int)	23-43-2	26-36-2
Punts – Avg.	5-43.0	8-40.9
Fumbles – Lost	2-1	2-2
Penalties – Yards	4-50	10-95
Time of Poss.	36:36	23:24



Year-By-Year Recaps

2018 MITSUBISHI MOTORS LAS VEGAS BOWL

12-2
 **31**

FRESNO STATE HEAD COACH:

Jeff Tedford

7-6
 **20**

ARIZONA STATE HEAD COACH:

Herm Edwards

ARIZONA STATE	7	10	3	0	-	20
#19/21 FRESNO STATE	10	7	7	7	-	31

First Quarter

FS	Fuller 39-yard FG	7:02
FS	Kelly 100-yard interception return (Fuller kick)	4:58
ASU	Williams 3-yard pass from Wilkins (Ruiz kick)	1:25

Second Quarter

ASU	Benjamin 17-yard run (Ruiz kick)	12:43
FS	McMaryion 10-yard run (Fuller kick)	8:03
ASU	Ruiz 20-yard FG	0:51

Third Quarter

ASU	Ruiz 44-yard FG	5:33
FS	Rivers 68-yard run (Fuller kick)	1:00

Fourth Quarter

FS	Rivers 5-yard run (Fuller kick)	5:19
----	---------------------------------	------

(SATURDAY, DEC. 15, 2018) – Ronnie Rivers wasn't sure he was going to play this season, after suffering a foot injury in spring practice. But the sophomore running back from Fresno State capped his season by being named MVP after rushing for 212 yards and two touchdowns to help No. 19 Fresno State beat Arizona State 31-20 in front of announced gathering of 37,146 in the Mitsubishi Motors Las Vegas Bowl on Saturday.

Rivers' rushing total of 212 yards ranked second in Las Vegas Bowl history, behind Utah's Mike Anderson (254) in 1999, while he also finished second with 286 all-purpose yards, behind Boise State's Doug Martin, who tallied 301 in 2011.

Quarterback Marcus McMaryion was 15-of-29 passing for 176 yards and rushed for a touchdown and to help Fresno State (12-2) set a school record for wins in a season after going 1-11 two seasons ago.

The teams played to a 17-17 tie in the first half, and Arizona State took a 20-17 lead with 5:33 left in the third quarter on a 44-yard field goal by Brandon Ruiz.

But Rivers put Fresno State back in front 24-20 with a 68-yard burst up with one minute left in the third quarter, and later added a 5-yard scoring run in the fourth quarter to seal the victory.

The Bulldogs overcame turnovers on three consecutive drives in the second half, including when McMaryion threw the first of two interceptions to set up Ruiz's pull-ahead field goal in the third quarter. Dejonte O'Neal also fumbled off the pylon when reaching out to score on a throwback screen.

Tedford improved to 2-0 in the Las Vegas Bowl after previously winning with a team from Cal over BYU in 2005.

Fresno State's Anthoula Kelly added a 70-yard interception return for a touchdown, one of two interceptions for the Bulldogs' defense, while the stop unit stymied the Sun Devils 10 of 18 times on third down.

The Sun Devils, who managed just 63 yards of offense in the second half, were led by running back Eno Benjamin, who set the school

single-season rushing record on a 13-yard run in the second quarter, finishing with 1,642 yards rushing to break Woody Green's mark of 1,565 yards in 1972.

KICKOFF TIME: 12:36 pm PT

ATTENDANCE: 37,146

MVP – Ronnie Rivers, RB, FS – 24-212, 2 TDs

INDIVIDUAL STATISTICS

RUSHING – ASU: Benjamin 23-118-1; Wilkins 11-36; Carter 2-5; Floyd 2-5. FS: Rivers 24-212-2; McMarion 4-41-1; O'Neal 2-8; Johnson 1-5.

PASSING – ASU: Wilkins 19-31-1-129-2. FS: McMaryion: 15-29-0-176-2.

RECEIVING – ASU: Aiyuk 9-61; Hodges 2-19; Williams 4-17; Benjamin 2-16; Chatman 1-9; Hudson 1-7. FS: O'Neal 2-42; Rice 4-40; Johnson 2-33; Rivers 4-33; Jordan 1-14; Grim 1-8; Quick 1-6.



TEAM STATISTICS

	ASU	FS
First Downs	18	18
Rushes - Yards	38-164	35-260
Passing Yards	129	176
Total Yards	293	436
Passing (Comp-Att-Int)	19-31-2	15-29-2
Punts – Avg.	6-268	3-134
Fumbles – Lost	0-0	1-1
Penalties – Yards	3-20	3-20
Time of Poss.	31:01	28:59



Year-By-Year Recaps

2019
MITSUBISHI MOTORS LAS VEGAS BOWL

8-5
 **38**

WASHINGTON HEAD COACH:

Chris Petersen

12-2
 **7**

BOISE STATE HEAD COACH:

Bryan Harsin

#18/18 BOISE STATE	0	0	7	0	-	7
WASHINGTON	7	10	7	14	-	38

First Quarter

UW Baccellia 17-yard pass from Eason (Henry kick) 5:32

Second Quarter

UW Ahmed 8-yard run (Henry kick) 6:46

UW Henry 32-yard FG 0:00

Third Quarter

UW Newton 2-yard run (Henry kick) 10:22

BSU Holani 10-yard pass from Henderson (Sachse kick) 4:44

Fourth Quarter

UW Bynum 13-yard pass from Newton (Henry kick) 10:44

UW Ahmed 12-yard run (Henry kick) 2:29

(SATURDAY, DEC. 21, 2019) – The Washington Huskies sent coach Chris Petersen into retirement the same way he opened his head coaching career – with a bowl win.

Washington dominated No. 19 Boise State – which Petersen earned his first bowl victory with in his first season as a head coach in 2006 – as Jacob Eason threw for 210 yards and a touchdown and Elijah Molden was named MVP after intercepting a pass and forcing a fumble, during a 38-7 victory over the Broncos on Saturday night.

Toward the end of the game, and as Petersen made his way across the field to shake Boise State coach Bryan Harsin’s hand, chants from both fan bases could be heard for the former Broncos coach.

Which they did, as the Huskies got contributions all around in the bowl’s most lopsided loss in five years. Richard Newton rushed for 69 yards with a short touchdown run and threw a touchdown pass for the Huskies, and Salvon Ahmed added two touchdown runs. Myles Bryant added an interception, and six different defenders had a tackle for loss.

Molden said playing for both Petersen and the outgoing seniors provided plenty of motivation for the Huskies.

The Huskies wasted little time in seizing momentum by jumping out to a 17-0 halftime lead behind a methodical offense and tenacious defense that registered an interception of Hank Bachmeier’s pass that was thrown up for grabs on the opening possession and easily picked off by Bryant. Andre Baccellia took a slant from Eason 17 yards into the end zone for the opening score.

The Huskies extended their lead to 24-0 early in the third quarter on a 2-yard touchdown blast by Newton after Molden picked off a screen pass by Bachmeier.

Jaylon Henderson, who replaced Bachmeier in the second half after the freshman threw his second interception, threw for 48 yards and a touchdown for the Broncos, who lost for the first time in five appearances in the Las Vegas Bowl.

Bachmeier, who started the first seven games before sustaining a hip injury against Hawaii, was 15 of 26 for 119 yards.

KICKOFF TIME: 4:36 pm PT

ATTENDANCE: 34,197

MVP – Elijah Molden, DB, UW – 9 tackles, 1 INT, 1 FF

TEAM STATISTICS

	BSU	UW
First Downs	16	22
Rushes - Yards	22-78	35-118
Passing Yards	188	223
Total Yards	266	341
Passing (Comp-Att-Int)	21-37-2	23-33-0
Punts – Avg.	5-183	4-188
Fumbles – Lost	1-1	0-0
Penalties – Yards	3-25	1-10
Time of Poss.	25:54	34:06

INDIVIDUAL STATISTICS

RUSHING – BSU: Holani 11-35; Bachmeier 2-20; Henderson 3-16; Hightower 2-7; Mahone 2-5. UW: Newton 15-69-1; Ahmed 6-20-2; McClatcher 1-18; Pleasant 2-14; McGrew 3-6.

PASSING – BSU: Bachmeier 15-26-0-119-2; Henderson 5-10-1-48-0; Thomas 1-1-0-21-0. UW: Eason 22-32-1-210-0; Newton 1-1-1-13-0.

RECEIVING – BSU: Shakir 3-38; Evans 3-36; Holani 3-27-1; Thomas 3-23; Hightower 3-20; Bates 1-20; Cobbs 2-13; Collingham 1-7; Van Buren 1-4; Pistone 1-0. UW: Bynum 5-67-1; Baccellia 3-34-1; Fuller 5-29; Spiker 1-26; Ahmed 2-26; McGrew 3-25; Otton 3-14; McClatcher 1-2.





Year-By-Year Recaps

2021 SRS DISTRIBUTION LAS VEGAS BOWL

9-4



WISCONSIN HEAD COACH:

Paul Chryst

8-5



ARIZONA STATE HEAD COACH:

Herm Edwards

WISCONSIN	14	6	0	0	-	20
ARIZONA STATE	3	3	7	0	-	13

First Quarter

WIS	Chenel 8-yard run (Larsh kick)	11:40
ASU	Zendejas 38-yard FG	4:21
WIS	Ferguson 7-yard pass from Mertz (Larsh kick)	1:37

Second Quarter

ASU	Zendejas 36-yard FG	11:13
WIS	Larsh 48-yard FG	5:42
WIS	Larsh 35-yard FG	0:02

Third Quarter

ASU	Ngata 3-yard run (Zendejas kick)	8:52
-----	----------------------------------	------

(SATURDAY, DEC. 30, 2021) – Braelon Allen may not be old enough to partake in much of what Las Vegas is known for, and has to offer, but he turned the Entertainment Capital of the World into his own playground in the 2021 Las Vegas Bowl.

The 17-year-old true freshman from Fond Du Lac, Wisconsin rumbled for 159 yards to lead the Wisconsin Badgers to a 20-13 victory over the Arizona State Sun Devils. Allen, originally recruited as a defensive player, began the season near the bottom of Wisconsin's running back depth chart.

Becoming just the third running back in Las Vegas Bowl-history to rush for 100 yards by halftime – he had 101 to notch his eighth 100-yard game of the season – Allen was named the game's Most Valuable Player, adding his name to a trophy that includes former NFL running backs Steven Jackson and Marshawn Lynch.

Graham Mertz finished 11 of 15 for 137 yards and had a touchdown to senior tight end Jake Ferguson, who caught three passes for 33 yards in his final game for Wisconsin (9-4).

The Badgers started 1-3 with Big Ten losses to ranked opponents Penn State and Michigan but answered with a seven-game winning streak to earn a 20th consecutive bowl bid.

Clinging to a seven-point lead, the Badgers took over at their own 3 with just under 10 minutes remaining and drove 90 yards to run out the clock in the first bowl game at Allegiant Stadium.

Arizona State quarterback Jayden Daniels threw for 199 total yards and threw an interception for the Sun Devils (8-5), who dropped to 3-6 in bowls since 2011. They're now 0-3 in the Las Vegas Bowl.

The Sun Devils were held to 219 total yards, including 102 in the first half.

KICKOFF TIME: 7:41 pm PT
ATTENDANCE: 32,515
MVP – Braelon Allen, RB, UW – 29-159.

TEAM STATISTICS

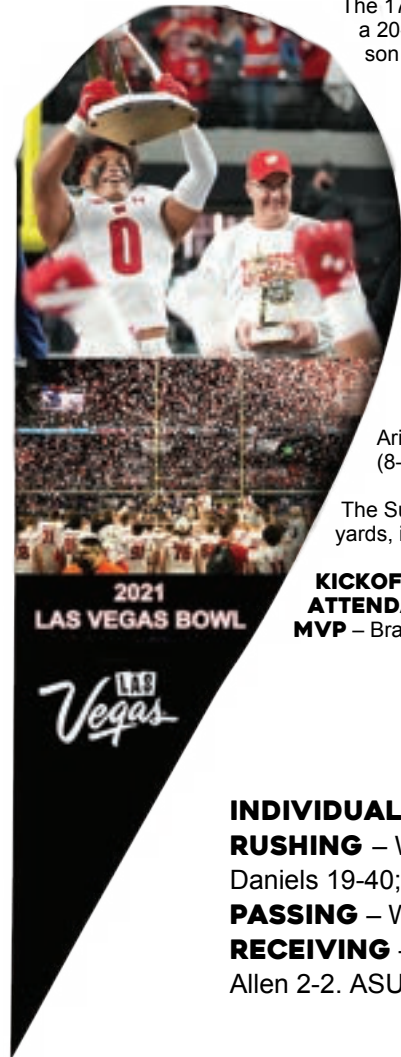
	WIS	ASU
First Downs	17	13
Rushes - Yards	43-157	33-60
Passing Yards	137	159
Total Yards	294	219
Passing (Comp-Att-Int)	11-15-1	11-21-1
Punts – Avg.	3-55.3	4-45.0
Fumbles – Lost	0-0	0-0
Penalties – Yards	2-10	6-27
Time of Poss.	32:01	27:59

INDIVIDUAL STATISTICS

RUSHING – WIS: B. Allen 29-159; Chenel 4-9-1; Davis 2-7; Dunn 1-2; Dike 1--3; Mertz 2--4. ASU: Daniels 19-40; Ngata 11-23-1; Hart 1-3; Pearsall 2--6.

PASSING – WIS: Mertz 11-15-1-127-1. ASU: Daniels 11-21-1-159-0; Pearsall 0-0-0-0-0.

RECEIVING – WIS: Ferguson 3-33-1; M. Allen 1-31; Dike 1-30; Chenel 2-16; Bell 1-15; Pryor 1-10; B. Allen 2-2. ASU: Pearsall 4-65; Bunkley-Shelton 4-48; Conyers 1-35; Badger 1-8; Hart 1-3.



2021
LAS VEGAS BOWL

Vegas



Year-By-Year Recaps

2022
SRS DISTRIBUTION LAS VEGAS BOWL

10-3
 **30**

OREGON STATE HEAD COACH:
Jonathan Smith

6-7
 **3**

FLORIDA HEAD COACH:
Billy Napier

FLORIDA	0	0	0	3	-	23
#17/16 OREGON STATE	7	3	13	7	-	30

First Quarter

OSU Lindsey 8-yard run (Hayes kick) 2:10

Second Quarter

OSU Hayes 27-yard FG 4:32

Third Quarter

OSU Silas 15-yard pass from Gulbranson (Hayes kick) 10:20

OSU Gulbranson 7-yard run (Hayes kick failed) 8:44

Fourth Quarter

OSU Griffin 2-yard run (Hayes kick) 13:02

UF Mihalek 40-yard FG 0:37

(SATURDAY, DEC. 17, 2022) – Oregon State held Florida to its lowest offensive output since 2015 and won the 30th edition of the SRS Distribution Las Vegas Bowl, 30-3, at Allegiant Stadium.

The 14th-ranked Beavers (10-3) reached 10 victories for the third time in program history, and for the first time in 16 seasons.

The Beavers came close to shutting out the Gators for the first time since 1988. However, Florida owns the longest active NCAA streak without being shut out, now 436 games, after Adam Mihalek made a 40-yard field goal with 37 seconds left.

Oregon State quarterback Ben Gulbranson was given the Rich Abajian MVP trophy after finishing 12-of-19 for 165 yards with one touchdown. Gulbranson also rushed for 15 yards on five attempts, including one touchdown.

Deshaun Fenwick came off the bench to rush for 107 yards on 21 attempts.

Silas Bolden caught a TD pass and Las Vegas-product Tyjon Lindsey ran one in for the Beavers. Damien Martinez also rushed for a TD before exiting the game in the second quarter.

The Beavers broke out early on the Gators (6-7), taking a 10-0 lead into the locker room at halftime, and seized control of the game early in the third quarter, when they took a 17-0 lead while dominating on defense.

Florida, which came in 16th in the nation with 213.7 yards rushing per game, was stymied by a Beavers defense that ranked 20th in allowing just 114 yards rushing per contest, to a mere 39 yards.

KICKOFF TIME: 11:30 am PT
ATTENDANCE: 29,750
MVP – Ben Gulbranson, QB, OSU - 12-19-165-1

TEAM STATISTICS

	UF	OSU
First Downs	13	24
Rushes - Yards	33-39	39-164
Passing Yards	180	189
Total Yards	219	353
Passing (Comp-Att-Int)	13-22-0	17-26-0
Punts – Avg.	4-56.5	3-55.3
Fumbles – Lost	0-0	0-0
Penalties – Yards	11-82	7-50
Time of Poss.	30:25	29:35

INDIVIDUAL STATISTICS

RUSHING – UF: Johnson 11-14; Etienne 8-14; Miller 13-13; Pearsall 1--2. OSU: Fenwick 21-107; Colletto 2-17; Gulbranson 5-15-1; Irish 2-15; Martinez 3-12; Lindsey 1-8-1; Griffin 2-2-1; Shannon 1-2; Team 1--2; T. Gebbia 1--12.

PASSING – UF: Miller 13-22-0-180-0. OSU: Gulbranson 12-19-0-165-1; Gebbia 5-6-0-24-0.

RECEIVING – UF: Pearsall 4-65; Chiaokhiao-Bowman 2-53; Douglas 2-24; Frazier 1-10; Etienne 1-9; Johnson 1--6. OSU: Bolden 6-99-1; Dunmore 5-42; Velling 2-21; Newell 1-11; Irish 1-9; Lindsey 2-7.



2022 LAS VEGAS BOWL





Year-By-Year Recaps

2023 SRS DISTRIBUTION LAS VEGAS BOWL

8-5
 **14**

NORTHWESTERN HEAD COACH:

David Braun

8-5
 **7**

UTAH HEAD COACH:

Kyle Whittingham

UTAH	0	0	0	0	- 7
NORTHWESTER	0	7	0	7	- 14

Second Quarter

NU Johnson 12-yard pass from Bryant (Olsen kick) 1:20

Fourth Quarter

UU Bernard 6-yard run (Becker kick) 12:38

NU Kirtz 19-yard pass from Bryant (Olsen kick) 6:19

(SATURDAY, DEC. 23, 2023) – TThe Northwestern Wildcats opened the season losing four of their first seven games under first-year coach David Braun with little to no hope of a successful campaign.

Saturday night they completed an improbable 5-1 finish to the season with a 14-7 win over Pac-12 foe Utah in the 33rd edition of the Las Vegas Bowl.

Ben Bryant, who was named the 2023 SRS Distribution Las Vegas Bowl MVP, passed for 222 yards and found Bryce Kirtz in the corner of the end zone midway through the fourth quarter for the game-winning score.

Bryant, who left the game briefly after a scary hit just before the game-winning drive, was 22 for 34 with two touchdowns as Northwestern (8-5) closed out its season with a fourth straight win.

The Wildcats limited Utah (8-5) to 221 yards and had two interceptions and a fumble recovery. Northwestern senior defensive back Jaheem Joseph had two interceptions, which both came in the first half, tying four others for the Las Vegas Bowl record for most in a game.

Bryson Barnes was 8 for 13 for 55 yards with two interceptions, and Ja'Quinden Jackson rushed for 55 yards on eight carries to lead Utah, which lost three of its last four games.

Utah's 73 passing yards was the fourth-lowest in Las Vegas Bowl history and lowest since Utah had 71 in 2015 against BYU.

The Utes have now been involved in the two lowest-scoring Las Vegas Bowls, beating USC 10-6 in 2001, and Saturday's loss to the Wildcats.

The Wildcats struck first when Bryant connected with Cam Johnson from 12 yards out for a score with just 1:20 left in the first half, capping an eight-play drive that covered 75 yards. Northwestern's 7-0 halftime lead was the lowest first-half score in Las Vegas Bowl history.

KICKOFF TIME: 4:30 pm PT

ATTENDANCE: 20,897

MVP – Ben Bryant - QB - NU
23-34-222-2

TEAM STATISTICS

	UU	NU
First Downs	13	18
Rushes - Yards	51-138	31-65
Passing Yards	73	225
Total Yards	211	290
Passing (Comp-Att-Int)	9-14-2	24-39-0
Punts – Avg.	7-41.9	7-37.0
Fumbles – Lost	1-1	1-0
Penalties – Yards	3-30	4-30
Time of Poss.	34:21	25:39

INDIVIDUAL STATISTICS

RUSHING – UU: Jackson 8-55; Glover 16-49; Bernard 9-31-1; Parks 1-5; King 1-0; Barnes 16--2. NU: Porter 10-33; Tyus III 5-21; Himon II 3-9; Bryant 6-7; Komolafe 2-2; Henning 1-1; Lausch 1-1; Team 3--9.

PASSING – UU: Barnes 8-13-2-55-0; Bottari 1-1-0-18-0. NU: Bryant 23-34-0-222-2; Hilinski 0-2-0-0-0.

RECEIVING – UU: Bernard 3-24; McClain 1-18; Glover 1-18; Caldarella 1-8; Bentley 1-5; Parks 1-4; Stanley 1--4. NU: Kirtz 5-68-1; Henning 6-57; Lang 3-39; Johnson 4-31; Porter 2-17; Komolafe 1-6; Himon II 2-4; Gordon 1-3.

